

# PHOTO NOTES

Park West  
Camera Club

April 2025



## ***This Issue***

Volume 87 • Issue 8

Club News.....	2 - 48
Photography News.....	49 - 67
Exhibits, Workshops, Etc.....	68 - 78
Schedule of Activities.....	79 - 85
Complete Index.....	86

Over 90 members' images inside!



The Park West Camera Club is an independent not-for-profit corporation. Guests are always welcome to our weekly Zoom meetings.

The PWCC newsletter, *Photo Notes*, is published every month by and for the members of the Park West Camera Club. Subscriptions are included with Club membership. Yearly subscriptions are available to non-members by email free of charge.

Submissions of full-length articles or smaller items of photographic or general interest are always accepted. The staff of *Photo Notes* reserves the right to edit any submissions which are published.

*Photo Notes* is optimized for viewing digitally.

### **Contact Information**

Website

[www.parkwestcameraclub.org](http://www.parkwestcameraclub.org)

Email Addresses

General [pwccny@gmail.com](mailto:pwccny@gmail.com)


Photo Notes [pwccny@aol.com](mailto:pwccny@aol.com)

Club Mailing Address

PWCC

680 West End Avenue, #5D

NY, NY 10025



Cover Photo  
*Reddish Egret*  
©2022 Chuck Pine

### **Club Officers**

<b>President</b>	Chuck Pine
<b>V. President</b>	Michael Schleiff
<b>Corres. Sec.</b>	Helen Bohmart Pine
<b>Rec. Sec.</b>	Christine Doyle
<b>Treasurer</b>	Joe Nawy
<b>At-Large</b>	Betsy Currier Jeff Langford

### **Committee Chairs**

<b>Competition</b>	Hedy Klein
<b>Membership</b>	Marlene Schonbrun
<b>Photo Notes</b>	Chuck Pine
<b>Program</b>	Marilyn Fish-Glynn Alice Somma
<b>Social</b>	Vacancy
<b>Website</b>	Michael Schleiff Christine Doyle
<b>Workshop</b>	Ed Lee Bruce Byers

### **Currently Inactive Committees**

Archive, Field Trip,  
Gallery, House

## President's Message

### *That Time of the Year*

It's that time of the year,... again. The Park West Camera Club has entered its election cycle. Our annual Nominating Committee has been appointed and has begun its canvassing to find members willing to run for the seven positions on next year's Executive Committee.

I am announcing my desire to run for Club president for another one-year term! For those who don't know me well, here's a bit of my life in photography...

As a kid, I loved exploring the attic of our house in Far Rockaway, where I came across some old junk in an unused bathroom. It turned out to be some darkroom equipment—three colored trays (red, white, and blue), a black plastic tube with crinkled clear plastic strips inside (a developing tank), a metal box with a bulb inside and switches on the outside (a contact printing box), and this tall spindly thing that looked like a cross between something from Frankenstein's laboratory and Dr. Zarkov's space ship (it was an enlarger).

I got hooked. Within days I made my dad buy me a box camera (I didn't have to whine or plead too much). It was a Kodak Brownie that used 127 film—and I was off shooting my first roll. In the next few



weeks I learned how to wind the film on that plastic strip and load it into the tank, all in the dark, pour in chemicals, and wait—that was the most difficult part.

My first contact print was of my dog, Mr. Chips (my mom named him). He was a black-and-white German shepherd, in more ways than one. I carried that image in my

wallet for years and years until it stuck to the plastic insert and eventually disintegrated.

This all began when I was eight years old, 70 years ago.

And I'm still at it!

From what I understand, all the members of this year's ExCom have agreed to run for their positions again.

If you're interested in being a Club officer, speak to one of the Nominating Committee members, or ask someone to nominate you from the floor.

## Chuck

*[For complete rules of the Club's election procedures, see page 8 of this issue of Photo Notes.]*

### **Photo Notes**

**Publisher:** Park West Camera Club

**Editor:** Chuck Pine

**Committee:** Madeleine Barbara, Ann Broder, Renée Harper, Gladys Hopkowitz, Hedy Klein, Paul Perkus, Helen Pine, Puneet Sood, and Julie Wosk

**Contributors:** Evelyne Appel, Bruce Byers, Dinorah Capota, Joe Crupi, Christine Doyle, Marilyn Fish, Julie Foehrenbach, Hedy Klein, Jeff Langford, Natalie Manzino, David Miller, Chuck Pine, Helen Pine, Larry Rubin, Michael Schleiff, Marlene Schonbrun, and Julie Wosk

*Photo Notes* is produced on a MacBook Pro using Apple Pages and Adobe Photoshop software.

All uncredited images are royalty-free clip art or otherwise believed to be in the public domain.

Credited images remain the sole property of their copyright holders—all rights reserved.



**PWCC 2024-2025 Schedule**September

- 1 Chuck Pine Labor Day Picnic
- 2 No Meeting (Labor Day)
- 9 Welcome Back—Summer Photos
- 16 Guest Speaker
- 23 Club's Night Out
- 26 PDI Workshop
- 30 Business Meeting #1

October

- 7 Competition #1
- 14 My Favorite Image
- 21 Guest Speaker
- 24 PDI Workshop
- 28 Workshop—B&W

November

- 4 Competition #2
- 11 You be the Judge—Architecture
- 18 Guest Speaker
- 21 PDI Workshop
- 25 Business Meeting #2

December

- 2 Competition #3
- 9 Guest Speaker
- 16 Club's Night Out
- 23 No Meeting (Winter Break)
- 30 No Meeting (Winter Break)

January

- 6 Competition #4
- 13 Workshop—Light Painting
- 20 Guest Speaker
- 23 PDI Workshop
- 27 Theme Night—Street Photography

February

- 3 Competition #5
- 10 Theme Night—Planes, Trains, and Autos
- 17 Guest Speaker
- 20 PDI Workshop
- 24 Portfolio Night—Dealer's Choice

March

- 3 Competition #6
- 10 Interpretations
- 17 Guest Speaker
- 24 You be the Judge—Food
- 27 PDI Workshop
- 31 Business Meeting #3

April

- 7 Competition #7
- 14 Theme Night—After Dark
- 21 Guest Speaker
- 28 PDI Workshop

May

- 5 Competition #8
- 12 Guest Speaker
- 19 Business Meeting #4
- 22 Expanding Visions 31—Introduction
- 26 No Meeting (Memorial Day)
- 29 Expanding Visions 31—Earth

June

- 2 Year End Competition
- 5 Expanding Visions 31—Water
- 9 No Meeting
- 12 Expanding Visions 31—Air
- 16 ExCom Meeting
- 19 Expanding Visions 31—Fire
- 23 Otto Litzel Memorial Dinner
- 26 Expanding Visions 31—Bugs
- 30 No Meeting

For full details see the "Schedule of Activities" at the end of each issue of *Photo Notes*.

All Club Monday night meetings will be held using Zoom software unless otherwise stated in the "Schedule of Activities."



## Zooming

Zoom is a web-based video-conferencing software tool that allows users to meet online. Zoom is compatible with Macs, Windows, smart-phones, and tablets. Zoom software is free to download to your devices.

The Club is using Zoom software to conduct all of its meetings. An email will be sent to all PWCC members prior to meetings. This email will contain the link to join the Zoom meeting. All you have to do is click on the link.

To download Zoom, go to [www.zoom.us/download](http://www.zoom.us/download) and click on the "Download" button. It's that simple!

Non-members who would like to join our Club meetings may request the link by sending an email to [pwccny@gmail.com](mailto:pwccny@gmail.com)

## Pop-Up Trips

The Club instituted Pop-Up field trips several years ago. Just what is a Pop-Up (also called a Drop-In) trip, I hear you cry? It is a field trip that any one of our Club members wishes to go on without a lot of pre-planning and fanfare.

You decide where you want to go and when you want to go there. You send a message via our Google Groups to all the other PWCCers who have signed up. It's that easy!

Whoever shows up will be a surprise. All you've got to do is shoot away and have fun doing it.

As an afterthought, it would be appreciated if all those who attend send a few images from the trip for *Photo Notes*. A short article would be nice but isn't necessary.

## Submitting Images

The Club has over a dozen activities this year which ask you to submit images. These include competitions, theme nights, workshops, classes, and more. Here's what you need to know:

Images must be .jpg, with a resolution of 72 ppi, 2,000px on the longest side, and maximum size of 2MB.



Competition images must be titled as follows:

LastNameFirstInitial\_Month  
Year\_Title.jpg

*for example*

JonesM\_Jan23\_Flower.jpg



Other images should be titled as follows:

Name\_Number\_Title

You may use your first and/or last name/initial. If you want your images shown in a particular order, number them 01, 02, etc. Use a real title, not the image number that came out of the camera.

*for example*

MaryJ\_07\_Flower

## Emailing PWCC

Send your competition images to...

[pwcccompetition@yahoo.com](mailto:pwcccompetition@yahoo.com)

Send your articles, images, etc. for *Photo Notes* to...

[pwccny@aol.com](mailto:pwccny@aol.com)

Send all other email to...

[pwccny@gmail.com](mailto:pwccny@gmail.com)

To contact Executive Committee members directly see the PWCC membership list for their personal email addresses.





## Sunshine Fund

A motion was passed at a Club business meeting to establish a Sunshine Fund as part of the Social Committee. The responsibilities of this new entity are to acknowledge birthdays, deaths, births, illnesses, and any other life events that impact our Club members and their families.

Long-time Club member Natalie Manzino has volun-

teered to take on this task for the Club. She has already purchased the necessary stationery to be able to express the sentiments of the Club and its members.

But Natalie needs your help in achieving the Club's goals through this committee. It would be great if each and every member could give her the month and day of their birthday (no years, please).

In addition, if you could let Natalie know of any life events that occur to any of our members, you or someone else, both present and past members, that would be great, too.

917-757-7086

<[bklynnnat@hotmail.com](mailto:bklynnnat@hotmail.com)>



## Club Meeting Times

All Park West Camera Club Monday night meetings will begin at 7 p.m. (except for our competitions which will begin at 6:30 p.m.). You may sign into Zoom 15 minutes earlier to ask questions, for chit-chat with members, or just to hang out before the meeting.

The link to join the Zoom meetings is sent out to Club members and friends of the Club in our *Weekly Reminder* every Friday.

## PWCC Image Deadlines

<u>Event</u>	<u>Submission Deadline</u>	<u>Event Date</u>
Theme Night (After Dark)	Apr. 11th	Apr. 14th
PDI Workshop	Apr. 27th	Apr. 28th
Competition #8	Apr. 28th	May 5th
Year End Comp.	May 19th	June 2nd
Welcome Back	Sep. 6th	Sep. 8th

## Club Participation Nites

This coming year there will be 11 Monday night programs that require Club members to participate. Here's a quick rundown on these fun and educational activities...

[Note—the entry deadlines for most of these activities is two days prior to the event, but the *You Be the Judge* nights have a one month lead time!!!]

• September 9th—*Welcome Back* What'd you do over the summer months? Share up to 10 images to tell your story. Entry deadline: September 7th.

• October 14th—*My Favorite Image* You'll probably have to open up your archives for this assignment. Pick your absolutely favorite image to share. Be prepared to explain the who, what, where, when, why, and how of this photo. Entry deadline: October 12th.



• October 28th—*Theme Night: (B&W)* There's more than one way to skin a cat and to change an image to black-and-white. Show us what you can do in monochrome. Limit of 10 images, please. Entry deadline: October 26th.

• November 11th—*You Be the Judge (Architecture)* You may submit one architectural image that has never before been seen at any Club activities. It may be an entire building or just a detail shot. Each entry will be scored and commented on by all participating Park West members. Entry deadline: October 15th.

• January 27th—*Theme Night: (Street Photography)* Share up to 10 of your images that feature chance encounters and random incidents on the street. Entry deadline: January 25th.



• February 10th—*Theme Night: (Planes, Trains, and Automobiles)* Share up to 10 of your images where "planes, trains, and/or automobiles" are the main theme. Choose one form of transport or you may mix and match. Entry deadline: February 8th.

February 24th—*Portfolio Night: (Dealer's Choice)* Submit from 6 to 10 images on a theme of your choice (humor, Covid, travel, etc.). Entry deadline: February 22nd.

• March 10th—*Interpretations* The Club will provide the base images. The members will alter them in any way they see fit. Let your imagination and software skills be limitless. Entry deadline: March 8th.



• March 24th—*You Be the Judge (Food)* You may submit one image pertaining to the culinary arts that has never before been seen at any Club activities. You are only limited by your appetite! Each entry will be scored and commented on by all participating Club members. Entry deadline: February 25th.

• April 14th—*Theme Night: (After Dark)* Astrophotography, traffic, street lights—the possibilities are endless—as long as your 10 submissions were shot after the sun has set. Entry deadline: April 11th.

### PDI Workshops

Projected Digital Image workshops are held throughout the year—usually on Thursday evenings. There will also be a PDI workshop on Monday, April 28th. All entry deadlines are the previous day.



## Year-End Competition

The Year-End Competition will be held on Monday, June 2nd. It's different from our monthly competitions: both the rules of entry and the judging are different.

Each Club member may submit up to four PDIs. But, and this is a big BUT—all the submissions must have been entered into one of the monthly competitions held earlier this year (October through May). It doesn't matter if the images were awarded honors or got a 'C'—they are eligible for this competition. Another

big BUT—images may not be altered from the way they were first entered—even if the judge said “that would improve the photo”—it must be the original, unaltered image with the same title (including the original month of entry). Absolutely no changes!!!

**The image submission deadline is 11:59 p.m. on Monday, May 19th.**

There will be three judges. Each of the judges will score from one to nine points for each image. The scores will be added and the total will be announced. An

image can accumulate from 3 to 27 points. The judges make no comments during the scoring.

There will be one winner (the PDI-of-the-Year) plus four runners-up. If there are tie scores for the PDI-of-the-Year there will be additional votes cast by the judges to determine the winner. If more than four images are tied for runner-up, they will all be declared runners-up.

Due to the uncertainties of Zooming, the judging will be done prior to the June 2nd date. This way we can edit the recording for time and glitches.

## Nomination and Election Procedures



We began the Club's yearly election procedures at the March business meeting with appointing the Nominating Committee (Elayne Dix, Richard Gold, and Helen Pine).

They will present their slate of (at least) one nominee for each position on the Executive Committee (president, vice president, treasurer, corresponding/membership secretary, recording secretary, and two members-at-large) to the membership at the last meeting in April.

Any Club member who is interested in running for an office may contact the Nominating Committee of their intent.

After the Nominating Committee's slate has been announced, the floor will be opened to nominations. Any Park West member may nominate any other Club member. Nominations will be accepted from the floor at each Club meeting leading up to, but not including, the May business meeting.

The next phase of the PWCC election process is the election itself. This takes place at the May business meeting. If there is only one nominee for each position, then a motion may be made asking the Club's recording secretary to cast a single unanimous vote for the slate. Should there be more than one nominee for any of the seven positions, then a vote must be taken for that position (those positions). The secretary can still cast the unanimous vote for the unopposed candidates.

Members must be present at the meeting to cast their vote.



## Images of the Month

April 2025

### PDI-of-the-Month

*Water Drops and Flowers* by Barry Fahrer

### Honors

*Shadow Drama* by Ann Broder

*Blue Eyes* by Sonia Durante

*Faces* by Alec Rill

*After the Rain* by Mike Schleiff

46 Park West Camera Club members submitted a total of 92 images this month. 18 of them (20%) received a score of A or above.

Thank you to this month's judge, Bill Wadman Stern, for his constructive criticism and consistent scoring

This month's winners—the PDI-of-the-Month, the Honors images, and the "A" images—are shown on the following 5 pages.

### Cumulative Points

(Through April 2025)

by Hedy Klein

Sonia Durante	106	Jay Bitkower	66
Natalie Manzino	102	Richard Gold	66
Elena Pierpont	102	Christine Doyle	62
Alec Rill	96	Mike Iannuzzi	62
Janet Susin	94	Larry Sapadin	60
Chuck Pine	90	Raylie Dunkel	58
Nicole Dosso	86	Dottie Mills	52
Charles Levin	86	Remy Deyglun	50
Florence Forman	84	David Miller	48
Hedy Klein	84	Will Aimesbury	46
Michael Schleiff	84	Julie Foehrenbach	46
Marlene Schonbrun	84	Larry Rubin	46
Evelyne Appel	82	Puneet Sood	44
Madeleine Barbara	82	George Corbin	42
Laura Toledo	80	Karen Corrigan	38
Ann Broder	76	Allan Lauer	38
Barry Fahrer	76	Dov Bieber	36
Doris King	76	Peggy Winkelman	34
Julie Wosk	76	Ruth Yashpan	34
Betsy Currier	74	Bruce Byers	32
Paul Grebanier	74	Eliot Nierman	18
Carlton Johnson	74	Renée Harper	16
Dudley Slater	74	Michael Padwee	12
Bill Apple	72	Elayne Dix	10
Alice Somma	70	Richard Borowsky	8
Albyn Davis	68	Steve Mullen	6
Jill Greiss	68	Paula Paterniti	6
Jeff Langford	68	Aubrey Thomas	4

Congratulations to the winners in this season's 7th monthly competition. And a great big "thank you" to all who entered and watched.



Image of the Month  
*Water Drops and Flowers*  
© Barry Fahrer

Continued on next page





A with Honors  
*Blue Eyes*  
© Sonia Durante



A with Honors  
*Faces*  
© Alec Rill



A with Honors  
*After the Rain*  
© Mike Schleiff



A with Honors  
*Shadow Drama*  
© Ann Broder

Continued on next page





A  
*National Constitution Center*  
© Ann Broder



A  
*Psycho Tulip*  
© Barry Fahrner



A  
*Ascending*  
© Doris King



A  
*At the Fair*  
© Natalie Manzino

Continued on next page



A  
*Catching the 1 Train*  
 © Elena Pierpont



A  
*Little Island Pillars*  
 © Laura Toledo



A  
*Ugandan School House*  
 © Ruth Yashpan



A  
*Escaping NYC*  
 © Carlton Johnson

Continued on next page





A  
*Snow on Hills*  
© David Miller



A  
*Digby Sunrise*  
© Natalie Manzino



A  
*Play*  
© Alec Rill



A  
*The Vessel*  
© Jeff Langford



A  
*Teach! Teach Us!*  
© Larry Rubin





## Park West Camera Club

[www.parkwestcameraclub.org](http://www.parkwestcameraclub.org)  
[pwccny@aol.com](mailto:pwccny@aol.com) / [pwccny@gmail.com](mailto:pwccny@gmail.com)



### *Expanding Visions 31*

#### *Classical Elements*

*Expanding Visions* is a photography class being offered this Spring. It is open to members of the Park West Camera Club and all other photographers.

*Expanding Visions* will be all virtual this year using the Zoom software.

The format of the class is simple: We start with an introductory session where we will discuss equipment, techniques, and the specifics of the course.

For the next four weeks you will work on the four (4) class assignments—one a week. It's up to you to interpret each assignment and shoot your images accordingly. Each Thursday we will go over the images from that week's assignment.

At the final session we will share our photographs from the Term Project, talk about our experiences, and evaluate what, and how well, we did.

The assignments in *Expanding Visions 31* are all based on the ancient Greek elements of earth, water, air, and fire.

Not too complicated, is it? Lots of fun and educational; but most of all, it will expand your vision in the photographs you take, and allow you to grow as a photographer.

#### **Instructor: Chuck Pine**

Schedule: Thursday evenings; May 22nd thru June 26th, 2025  
 Classes last about 2 hours

This class is free to PWCC members who have paid their 2024-2025 dues.  
 For non-PWCC members the fee is \$60 (paid in advance).

Let us know if you're interested!

<[pwccny@aol.com](mailto:pwccny@aol.com)>



<u>Date</u>	<u>Class Schedule</u>	
May 22nd	Introduction to the Class Overview of Equipment / Exposure / Etc. Preview of assignments and techniques	virtual meeting using Zoom software
May 29th	Assignment #1 Review	Earth
June 5th	Assignment #2 Review	Water
June 12th	Assignment #3 Review	Air
June 19th	Assignment #4 Review	Fire
June 26th	Final Review	Bugs and Make-ups



### Assignment Details

Assignment #1	<u>Earth</u>	photograph parts of the solid earth—natural or man-made; mountains, deserts, grasslands, whatever; be creative
Assignment #2	<u>Water</u>	photograph parts of the liquid earth—oceans, rivers, rain; frozen (ice) or liquid (flowing or still), your choice; use differing techniques
Assignment #3	<u>Air</u>	photograph parts of the gaseous earth—atmospheric phenomena, clouds, storms, smog, anything that you can capture; use different focal lengths
Assignment #4	<u>Fire</u>	photograph things on fire or that are burning—candles, embers and ashes, matches; anything aflame or glowing
Term Project	<u>Bugs</u>	there are over 1,000,000 species of bugs—insects, spiders, centi- and millipedes, etc. on our planet; They may be found in and on the earth, the water, and the air, and they are attracted to fire and light; shoot whatever you can find using close-up or macro equipment



## ExCom Meeting

by Christine Doyle  
Recording Secretary

### Minutes

March 19, 2025 (Via Zoom)

Participating ExCom Members:  
President Chuck Pine; Vice  
President Michael Schleiff,  
Treasurer Joe Nawy; Corres.  
Secy. Helen Pine; Rec. Secy.  
Christine Doyle; Members-At-  
Large Betsy Currier and Jeff  
Langford

The meeting was called to  
order at 4 p.m.

The meeting was called to  
discuss agenda items for the  
upcoming business meeting on  
March 31st, as well as other  
pending topics.

1. *Dissolution Clause for Club  
Constitution:* There was  
further discussion about the  
proposed dissolution clause  
for the Club's constitution.  
Chuck noted that member  
Jill Griess, an attorney, had  
discussed the matter with  
her law firm colleagues. The  
following was decided: (a)  
 $\frac{2}{3}$  of the members present  
and voting would trigger a  
resolution to dissolve the  
Club; (b) a resolution to  
dissolve the Club would  
require a vote of  $\frac{3}{4}$  of the  
membership to pass; (c) the  
vote will be conducted by

email, which will create a  
record of the votes; and (d)  
following a vote to dissolve  
the Club, the Club's  
remaining physical and  
monetary assets will be  
donated to a photography-  
related organization. Chuck  
will prepare a final draft for  
review by the Executive  
Committee. It is anticipated  
that the final draft will be  
approved and presented to  
members at the March 31st  
business meeting for review  
and consideration, followed  
by a vote at the May 19th  
business meeting.

2. *Year-End Competition:* We  
will be using the same  
format for the year-end  
competition in May that we  
have been using since we  
switched to Zoom meetings:  
we will record the judges'  
scoring of members' images,  
and then present the  
recording to the members  
on June 2nd. The deadline  
for members to submit their  
four images is May 19th; the  
judging will take place on  
May 28th or 29th. \$50 B&H  
gift cards will be given as  
prizes to the winners of the  
year-end competition and  
the competition point totals.
3. *Otto Litzel Memorial Dinner:*  
A few locations for the  
year-end Otto Litzel Dinner  
were suggested, including:  
John's Pizzeria (West 44th



Street, near Times Square);  
Dallas BBQ (8th Avenue at  
23rd Street); Carmine's in  
the Midtown area; and the  
Chelsea Piers. This will be  
discussed at the business  
meeting. A call for member  
volunteers to follow up and  
coordinate the event will be  
made. Helen suggested  
moving the date from June  
9th to June 16th or 23rd.  
There were no objections;  
this will also be raised at  
the business meeting.

4. *Print Salon Presentation:* Jeff  
reported on the proposed  
Print Salon presentation. It  
was the consensus of  
members of the Print Salon  
that putting together a  
showing of print images  
would be a heavy burden  
for an event that may not  
be well attended. It was  
suggested instead that the  
Club look into a gallery  
show for all members.
5. *Nominating Committee:* A  
Nominating Committee will  
need to be formed at the  
next Business Meeting, to  
coordinate the selection of  
nominees for the 2025-2026  
Club year.

Continued on next page



6. *Length of Competition Nights:* Proposals to shorten competition nights by (a) limiting each member to 12 submissions per Club year (as opposed to 16), and (b) limiting each member to one submission each monthly competition, were discussed. It was the consensus that the Club continue to allow each member to submit up to two images in each of the 8 competitions held during the Club year.

7. *Zoom Recordings on Club Website:* Michael noted the growing number of recordings of Club meetings that are now on the Club website, including monthly competitions, guest speakers, and member theme nights. It was agreed that competition recordings will be posted for a month (and taken down when a new competition recording is available); guest speaker recordings will stay on the website for the foreseeable future; and member theme night recordings will be posted for one month. Members' curtain raisers can also be posted on the website. All the recordings will be archived on Michael's YouTube channel.

8. *Meeting Start Times:* At present, club meetings start at 7 p.m., except for competitions, which start at 6:30 p.m. As discussed at previous meetings, it was agreed to resume starting all Club meetings at 6:30 p.m., effective with the new Club year in September.

9. *Running Club Meeting Zooms:* It was agreed that Helen will continue running the meeting Zooms, and Michael will be the back-up.

10. Jeff Langford inquired about training other Club members as back-ups for Club administrative tasks, such as updating the Club website and creating the *Photo Notes* newsletter. Chuck noted that he uses Apple Pages and Adobe Photoshop to create *Photo Notes*, and uses the prior month's issue to create the next month's. No decision was reached.

There being no further items to discuss, the meeting was adjourned at approximately 5:15 p.m.



## Business Meeting

by Christine Doyle  
Recording Secretary

### Minutes

March 31, 2025 (Via Zoom)

Presiding: ExCom members: President Chuck Pine, Vice President Michael Schleiff, Treasurer Joe Nawy, Corresponding Secretary Helen Pine, Recording Secretary Christine Doyle, and At-Large Members Jeff Langford and Betsy Currier.

Membership Chair Marlene Schonbrun introduced our newest member, Steve Mullen.

I. *Call To Order:* Chuck Pine called the meeting to order at approximately 7 p.m. There being 30 members present, a quorum was met.

II. *Minutes of Previous Business Meeting:* By motion, members present agreed to waive the reading of the minutes of the November 25th Business Meeting. (They were emailed to members and published in the December 2024 issue of the *Photo Notes* newsletter, which is available on the PWCC website.)

Continued on next page

III. Treasurer's Report: Joe Nawy presented the Treasurer's Report for transactions from July 1, 2024 through March 31, 2025.

*[Note: The full Treasurer's Report is not for the general public. A version of the minutes with the full report was emailed to all members of the Club.]*

#### IV. Committee Reports

These reports are from active committees. The Archive, Field Trip, Gallery, and House Committees are currently inactive.

*Competition:* Chair Hedy Klein noted that entries for the April competition are due tonight; members should send a separate email to Hedy if they want confirmation of receipt. She added that the number of competition images has been very robust this Club year.

#### #1 Photo Rule

No matter where you are standing (or sitting) to take a photo—it's the wrong spot!

You have to move around...

Get closer to the subject or move farther away!

Move to the left or move to the right!

Get lower to the ground or move higher up!



*Membership:* Chair Marlene Schonbrun reported that the Club has 88 paid members as of this date, of which 10 are new members and 2 are re-joining members.

*Photo Notes:* Chair Chuck Pine asked that any content for the next issue of the newsletter be submitted by next Monday, April 7th. Members are invited to submit articles, portfolios, and other images of interest at any time prior to that.

*Print Salon:* Jeff Langford reported that the Print Salon currently has 8-10 regular members, who gather monthly to discuss printing techniques and issues. In response to a question about whether the Print Salon was open to new members, Jeff noted that he thought the current group was at capacity, since they all meet in individual members' apartments where space is limited, and that another group should be formed if more members are interested in printing.

*Program:* Co-chair Marilyn Fish reported that the following judges and guest speakers are scheduled through April 2025: Judges: April-Bill Wadman; May-Meryl Meisler Speakers: April-David Day; May-Larry Racioppo.

She is working on lining up the three judges for the year-end competition in June.

*Social/Sunshine:* No report (no chair). Please contact Natalie Manzino if you would like to be included in the birthday card greetings and other life events that she sends to our Club members.

*Website:* Co-Chair Christine Doyle reported that the website is updated weekly, and that recordings of monthly competitions, guest speakers/workshop events, and member theme nights are now posted on the website. Co-chair Michael Schleiff also noted that competition and member theme night recordings are posted for a month, and guest

Continued on next page



speaker / workshop recordings are posted permanently (under "Speaker & How-To Videos"). All members were encouraged to register with the website.

*Workshop:* No report (no chair)

## V. Old Business

*A. Dissolution Clause for Club Constitution:* Chuck reported on the proposed dissolution clause for our *Constitution*. Its purpose is to establish a format to dissolve the Club, and dispose of its assets, once it is decided that the Club is no longer viable. It was stressed that this is purely an exercise in corporate governance; there are no plans to dissolve the Club at this time.

The draft amendment has three sections: (1) If a majority of the Executive Committee believes the Club is no longer viable, it can approach the Club membership to discuss its dissolution; (2) a motion to dissolve the Club shall be approved by a two-thirds (2/3) vote of the membership at a meeting called for the sole purpose of the Club's dissolution as long as a

quorum of seventy-five percent (75%) of all current Club members has voted (the vote will be by email); and (3) upon dissolution, whatever funds remain after settling liabilities and disposing of physical property will be donated to a photography-related organization.

The latest version of the draft amendment is published in this issue of *Photo Notes*, [see page 23] along with the procedure for its passage and adoption. It was noted that this issue was reviewed by member Jill Griess, an attorney, as well as her law firm colleagues.

A discussion was had about section two of the proposed amendment regarding the different composition of voting members (members present vs. full membership) for the two separate actions needing approval before dissolution. It was suggested that this issue be submitted to the lawyers for review.

*B. Image Sizing:* Helen noted that image size requirements for competition and theme night submissions has been updated to 2000 px on the

longest side of the image, 72 ppi resolution, and a 2 MB maximum file size.

*C. Competition Manual:* The revised *Competition Manual* has been emailed to members and posted on the Club website (you must be logged in to access it). It has instructions on how to resize images in both Photoshop and Lightroom. Hedy suggested a few additional revisions, including adding page numbers, specific language to use the original submitted image for the year-end competition; and a reference to sRGB color space.

*D. Print Salon Presentation:* Jeff Langford reported that members of the Print Salon had decided not to proceed with a presentation of their prints, citing the difficulties in finding an appropriate location and determining the best way to display the images for a group of people. Instead, Print Salon members are looking into the possibility of a gallery show for all Club members, perhaps in conjunction with Professional Women Photographers (PWP). Betsy Currier is looking into this.

*E. Meeting Start Time:* At previous meetings, a majority

*Continued on next page*



of the members present had indicated a desire to return to a start time of 6:30 p.m. for all meetings (presently the Club competitions start at 6:30 p.m. but all other meetings start at 7 p.m.). This has been approved by the Executive Committee and will become effective in September, 2025.

*F. Competition Limits:* Chuck reported that the Executive Committee had considered various options to shorten the length of monthly competitions, which typically last for about 2 hours. Limiting the number of entries from 2 to 1 image per member is not favored by the membership, as doing so would limit feedback from judges. A proposal to limit submissions to 12 per year, as opposed to 16, was reviewed, but coordinating and tracking such a system was thought to be too complex to implement. Chuck noted that, should the Club membership grow to a point where the current 2 images per member per month is unworkable, the policy will be revisited. It was also noted that, because the competitions are recorded and the recordings posted on the website, members can leave early if need be and catch up on the evening at a later time.

Marlene Schonbrun relayed a message from Ann Broder,

who was unable to attend. Ann asked whether it was possible to have a few themed competitions. A discussion ensued. While there is general member interest in doing so, there remain issues to be resolved, including whether or how to count points toward the year end total; whether the Club could hire a judge for a member theme night; and how hiring additional judges would factor into the budget. No decision was reached.



## VI. New Business

### A. From the Chair:

1. *Nominating Committee:* A Nominating Committee needs to be created for the purpose of identifying a slate of candidates for election to the Executive Committee for the 2025-2026 Club year. The slate will be presented at the last Club meeting in April, and the floor will be open for additional nominations until the slate is voted on at the May 19th business meeting. Elayne Dix, who has served on the Nominating Committee for the past three years, volunteered

to do so again this year; Helen Pine and Richard Gold also volunteered to assist Elayne.

2. *Year-End Competition:* This year's Year-End Competition will use the same format as in previous years since the Club switched to Zoom meetings: the judges' scoring of members' images will be recorded, and then shown to the membership on June 2nd. Members can submit up to four of the images they submitted to competition since October 2024, but the images must be exactly the same ones --there can have been no changes. Three judges will rate the images on a score of 1-9, without comment. The deadlines for submission will be announced in *Photo Notes*. Those images that were submitted using the old (smaller) size requirements will need to be resized so that the images presented will all be the same size. Hedy said she would take care of this.

3. *Otto Litzel Memorial Dinner:* Planning for the Otto Litzel Memorial Dinner in June needs to begin. Members were asked for suggested locations, which would need to accommodate 30-40 members, preferably

Continued on next page

have a private room or space, and a reasonable price point. Chuck suggested John's Pizzeria or Carmine's in the Times Square area and Dallas BBQ (several locations). Marlene Schonbrun will look into Serafina's at 105th Street and Broadway; Michael Schleiff will look into Arté Cafe on West 73rd Street; Bonnie Dubin will look into Gazella's on Amsterdam Avenue at 81st/82nd Street; and Raylie Dunkel will look into Pier 57 near Little Island.

4. *Zoom Recordings*: See discussion, above, under Website Committee report on page 19.

5. *Expanding Visions 31*: This year's Expanding Visions workshop will start on May 22nd and run weekly on Thursdays through June 26th. There is no cost to members; non-members may participate at a cost of \$60, which can be applied to membership. There will be no meet-ups this year, owing to low participation in years past. Instead, members will be given a theme to focus on each week, which will then be shared by Zoom. The themes are Earth, Water, Air, and Fire; the term project theme is Bugs. The full schedule and syllabus will be published in Photo Notes.

6. Other: Chuck noted a change in meeting dates. The PDI Workshop scheduled for April 14th will take place on April 28th, and the Member Theme Night, "After Dark," will take place on April 14th (images due April 11th).

#### B. From the Floor

1. Natalie Manzino asked about re-scheduling certain PDI Workshops, which usually take place on the third Thursday of most months.

2. The Otto Litzel Memorial Dinner will take place on either June 16th or 23rd, owing to Chuck and Helen Pine's travel plans.

#### VII. Good and Welfare

A. From the Chair: None.

B. From the Floor: Marilyn Fish-Glynn reported that the images from her solo show at Soho Photo Gallery in December will be on display at her residence (The Watermark Building) on Clark Street in Downtown Brooklyn. She will send the exact dates to Chuck. Marilyn also asked that any members who visit call her first, so she can give them a tour of her images.

In addition, Marilyn noted

that Soho Photo Gallery has moved to 539 West 23rd Street, in Chelsea.

VIII. Adjournment: There being no further business, the Zoom meeting was adjourned at approximately 8:45 p.m.

### Headshot Tips

#### Camera point of view

A headshot should be shot looking directly into the face.



A camera POV that looks down on a person (even if only slightly) makes them appear more approachable and submissive.



A camera POV that is looking up at a subject tends to make the subject look in control and more commanding.

## PWCC Constitution Amendment—Dissolution

After much discussion, the Club's Executive Committee has come up with a proposed amendment to the nearly ninety-year old *Park West Camera Club Constitution*. The subject of this amendment is the dissolution of the Club.

*Don't worry! The Club is **not** considering dissolution.* We are still a vital, exciting, and strong organization. We are, however, aware of what has happened to many other camera clubs since the onset of the Covid-19 pandemic—they have failed and gone out of existence.

According to our current Constitution, a proposed amendment must first be presented to the membership at a business meeting (it was, on March 31st), published in *Photo Notes* (it is, you are reading it now), and then discussed and voted upon at the next business meeting (it will be, on May 19th).

Here is the wording of the proposed amendment...

### *Article XII Club Dissolution*

*Sec. 1 Should at any time a majority of the Executive Committee believe that the Park West Camera Club can no longer continue as a viable organization, they may approach the Club membership to discuss the dissolution of the Club.*

*Sec. 2 The motion to dissolve the Club shall be approved by a two-thirds (2/3) vote of the membership at a meeting called for the sole purpose of the Club's dissolution as long as a quorum of seventy five percent (75%) of all current Club members has voted. This vote will be conducted via email.*

*Sec. 3 Upon dissolution, the Executive Committee shall be responsible for the paying of all outstanding liabilities of the Club. Any and all physical property of the Club must be sold, donated, or otherwise disposed. Any money remaining in the Club's treasury will then be donated to a photography-related organization.*

## 40-Year Retrospective

by Marilyn Fish-Glynn

To all the Park West members who missed my retrospective exhibit at Soho Photo Gallery, I would like to invite you to an exhibit of 120 of my images from the past 40 years. Many of the early photographs were printed in Club's darkrooms at the West Side Y.

The exhibit is located at my new home: The Watermark, in Brooklyn Heights. The address is 21 Clark Street. (I am in Apartment 813.)

It is just two short blocks from the Clark Street Station on the #2 subway line (the first stop in Brooklyn after Wall Street). It is also a short walk from the #4 and #5 trains' Borough Hall Station and the R train's Court Street Station.

The gallery is open 7 days a week. The hours are 9 a.m. to 7 p.m. My work will be shown until June 1, 2025.

Please sign in at the front desk and the receptionist will direct you to the gallery which is on the same floor.

I would love to be there when you visit to give you a tour of the exhibition—there are many backstories to the images that I'd like to share also to visit with you, and maybe meet for lunch. Please call me on my cellphone at 646-370-9566.



Monk Feeding Dogs © Marilyn Fish-Glynn



## March Presentation

*Thomas E. Franklin*

The guest photographer at the Club's March 17th meeting was photographer, multimedia journalist, and documentary filmmaker, Tom Franklin. He also serves as an Associate Professor of Multimedia Journalism at Montclair State University in New Jersey.

Best known for his images taken at Ground Zero on 9/11, including his iconic image of three firefighters raising the U.S. flag amidst the rubble of the World Trade Center, Thom was instrumental in raising over \$10 million for victims of September 11th and other national disasters.

Here are some of the many images Tom shared with us last month...



All images  
© Thomas E. Franklin

## Print Salon

by Jeff Langford

The print salon continues to thrive as a subset of Park West Camera Club. There are about eight members attending our meetings once a month.



We are avid about print-making and discussing the challenges of transferring our images from a computer screen to photo paper. One added benefit of our meetings is that they bring us face to face to share not only techniques of print-making but also related questions of composition, cropping, and the impact of using different paper types.

We encourage other PWCC members to form their own print salons and explore the final step in the process of bringing images to life.

If any other Club members would like to join us, send an email to me at [<jlangford@msmnyc.edu>](mailto:jlangford@msmnyc.edu) for all the pertinent info—date, time, location, directions, etc.



### Blood Moon Eclipse

Did you shoot the beautiful lunar eclipse last month?

Would you like to share some of those images with your fellow Club members?

Please send up to three of your best to *Photo Notes* at [<pwccny@aol.com>](mailto:pwccny@aol.com)

### Member Bios

#### *Old and New Members*

All new Club members are asked to submit an autobiography to help us get to know you better. The Membership Committee will be glad to assist you with this.

We now would like to ask not-so-new PWCC members to do the same. Tell us something about yourself—what you like to shoot, your background in photography, whatever you think would interest your fellow Park West Camera Club members.

Please submit your bio to [<pwccny@aol.com>](mailto:pwccny@aol.com) It will be published in a future issue of *Photo Notes*. Please also include a photo of yourself and a couple of your images with the article.



#### Active

Chuck Pine  
Helen Pine  
Natalie Manzino  
Ed Lee  
Bill Apple  
Marilyn Fish-Glynn  
Myron Galef

#### Inactive

Gary Koulish  
Linda Safran  
Paul Perkus

#### Deceased

Ann Jackson  
Fran Wetzstein  
Gordon Watson  
George Archibald  
Sarah Corbin  
Geraldine Cooke  
Otto Litzel  
Myron Brenton





## Curtain Raisers

by Helen Pine

Curtain raisers are short (*no more than five minutes*) photography programs (*with a minimum of narration*) presented by Club members prior to our guest speakers.

Sep 16th — Paul Grebanier  
 Oct 21st — Evelyn Appel  
 Nov 18th — Bruce Byers  
 Dec 9th — Raylie Dunkel  
 Jan 20th — Elena Pierpont  
 Feb 17th — Karen Corrigan  
 Mar 17th — Dinorah Capota  
 Apr 21st — Dudley Slater  
 May 12th — Madeleine Barbara



### April Birthdays

by Natalie Manzino

Here's the list of the Club members who celebrate their birthday during this month:

Madeleine Barbara  
 Laura Toledo  
 Paul Perkus



## Committee Liaisons

The Executive Committee (ExCom) has decided to continue for this coming year with the committee liaison model to spread the responsibility among the entire Executive Committee.

Here's how it'll work: Each ExCom member will be assigned committees as a liaison. Each committee chair or co-chair will report to the ExCom through this liaison. In this manner, it is felt that communication will flow much more smoothly, in both directions, between the committees. In addition, any concerns raised by the ExCom will be passed along to the committee chairs through the liaisons.

Here are the committee liaison assignments for the 2024-2025 Club year:

Competition	Michael
Membership	Helen
Photo Notes	Chuck
Print Salon	Jeff
Program	Christine
Social	Betsy
Website	Michael
Workshop	Joe

### Inactive Committees

Archive  
 Field Trip  
 Gallery  
 House



## Photo Notes Deadlines

<u>Issue</u>	<u>Deadline</u>
September	Aug 19th
October	Oct 7th
November	Nov 4th
December	Dec 2nd
January	Jan 6th
February	Feb 3rd
March	Mar 3rd
April	Apr 7th
May	May 5th
Summer	Jun 2nd

The sooner articles and items are submitted to *Photo Notes*, the quicker the editing and revision process can begin. Once all items are in place the draft copy of *Photo Notes* will be sent to the editors who will then have several days to edit and return their comments.

Upon completion, the *Photo Notes* issue will be sent to all members and to the Website Committee to be uploaded to [www.parkwestcameraclub.org](http://www.parkwestcameraclub.org)







## PSA Membership

The Club is a member of PSA, the Photographic Society of America. Are you?

### Individual Member Benefits

- Online Photography Classes
- Webinars
- Individual Competitions
- Travel Advisors
- Monthly *PSA Journal*
- Study Groups
- Personal Gallery Page
- Individual Competitions
- Member Discounts (photo hosting and sharing; camera and lighting equipment; fine art master class; KelbyOne; software offerings)

## Did You Know?

### *AI in Photography*

Artificial Intelligence can assist in analyzing a scene, adjusting settings, or even identifying and enhancing specific subjects in a frame. This leads to optimization of available light and improved overall image quality. It can identify and remove unwanted artifacts and noise that can detract from the quality of images.



by Julie Foehrenbach

In late 2021, PWCC launched its own Instagram page. Instagram—a social media platform that focuses on pictures more than words—seemed a natural for a camera club. Our goal is to attract followers and, potentially, new members to join Park West.

After every monthly competition, we post the images that received a score of A or higher and whose photographers have given their approval to have their work appear.

After a push by the (NPPA) (National Press Photographers Association), Instagram added the option of an additional layer of protection for posted images. We have added this protection to our site as well.

The platform is designed for mobile devices so if you want to post your own work, it's pretty easy to set up your own Instagram account by downloading the app to your phone and posting from there. If you just want to see the PWCC Page, you can do that at [www.instagram.com](https://www.instagram.com) on your computer browser.

As of the end March 2025, we have 694 postings and 513 followers. Impressive!

## On the Website

by Michael Schleiff

The Club has set up forums for all members to use. The topics—which you join or create—could cover any area of photography and imaging including, but not limited to, how-tos, gear, Photoshop, Lightroom, plug-ins, and more.

To get access to a forum, you must be signed in to the Club website with an active email address. After logging in, go to *PWCC Members Discussion Forums* on the dropdown menu and click to enter. As you scroll down you'll see a basic explanation of how these forums work, along with a how-to video. At the bottom of the page, there will be a heading for *Park West Camera Club*, with a button, *View Topic*.

Once selected you will see the topics that have been set up along with a button to *Create New Topic*. You can view the topics and all the posts. You may even post a comment of your own.

All signed-up members will receive an email notice when new posts have been added. (You can easily *opt out* from any of the forums.)



Any questions, regarding the forums, contact me at my personal email address [<mrscheliff@gmail.com>](mailto:mrscheliff@gmail.com)

Thank you and enjoy the PWCC forums.

## PDI Workshop

The Club's PDI (Projected Digital Image) Workshop was held on Thursday night, March 20th. Eight Park West members submitted one or two images each for comments and possible alterations using Photoshop software. Over 20 PWCCers were in the gallery and took part by offering comments and suggestions for improving the photos.

Here are some of the images that we worked on...



Julie Wosk's image of a fancy mirror in a store window was somewhat confusing and had some areas that were missing pixels. We used several tools (the **Magic Wand** and **Quick Selection**) to isolate the mirror. We created a **Solid Color Adjustment Layer** and chose a light blue color. Next, we moved the layer with the mirror above the solid color layer. Finally, we used the **Spot Healing Brush** to fill in the areas of the missing pixels.



Betsy Currier's image was interesting street photography. She wanted to get rid of the pole going through the dog(?). We used the **Magic Wand** to select the pole (in small sections) and then used **Content Aware Fill** to replace the chosen pixels. We **Cropped** the image slightly and removed the pole's shadow using the **Clone Tool**.

Continued on next page





Evelyne Appel's image needed a few minor improvements. First, **Edit > Transform > Rotate** was used to make all the horizontal lines level. We then used the **Remove Tool** to get rid of the ash tray; and the **Spot Healing Brush** to get rid of a couple of the remaining distractions.



We felt that Jeff Langford's photo could be helped by converting it to monochrome. We used a **Black & White Adjustment Layer** to make the conversion. Next, still in the same adjustment layer, we decreased the **Blue Channel** to darken the sky and increased the **Green Channel** to lighten the leaves.

## Space Age Women

Park West member Julie Wosk was interviewed about her exhibit, *Imaging Women in the Space Age*, which is currently at the New York Hall of Science in Flushing Meadow Park.

The interview was recorded by WNYC radio and may be heard at [www.wnyc.org/story/the-new-york-hall-of-science-showcases-women-in-the-space-age/](http://www.wnyc.org/story/the-new-york-hall-of-science-showcases-women-in-the-space-age/)



[This exhibit was curated by Julie who is Professor Emerita at SUNY Maritime College.]

Continued on next page





For Marlene Schonbrun's street scene we started by using the **Crop Tool**. From the top we eliminated the bare sky; from the right we eliminated the thin sliver of a building; and from the left we eliminated the first store window. We then used the **Spot Healing Brush** to get rid of the fire hydrant in front of the woman and the white truck in the background.. All of this helped to focus the viewer on the woman alone on the street.



Janet Susin's image had great shadows but we felt that there was not enough detail in the shadow and highlight areas. We opened the **Camera Raw Filter**, went to the **Light Panel** and moved the **Highlight Slider** to **-100** and the **Shadows Slider** to **+100**. As the last step we used the **Crop Tool** to cut out the blank wall on the left. This moved the man's face to one of the **Power Points** (intersection of two **Rule of Thirds** lines).

Continued on next page

## National Park Week

National Park Week is right around the corner, April 19th — 27th.

Did you know that there are a dozen sites within the five boroughs of New York

City which are a part of the National Park System?

Check them all out on page 52 of this issue of *Photo Notes*. Why not pay one or more of them a visit?





The woman was holding a cigarette with billowing smoke in Charles Levin's photo. We thought the smoke should stand out more. We used the **Magic Wand Tool** to select the smoke. Next, we increased the brightness with **Edit > Adjustments > Brightness/Contrast**. Then used **Select > Inverse** and lowered the brightness of the rest of the image slightly to make the smoke stand out even more.



Carlton Johnson's cat photo was a little too contrasty and was too tightly cropped for our taste. Using the **Crop Tool**, set to **Content Aware Fill**, we extended the canvas by about  $\frac{1}{4}$ " on the top and on the right, thus giving more space for the ear and the whiskers. Then we opened the **Camera Raw Filter**, went to the **Light Panel**, and moved the **Contrast Slider** slightly to the left. *[Although not visible here, because the black background of the image was shown against a black screen, we suggested adding a thin, 1 or 2 pixel white **Stroke** around the entire image.]*

### Did You Know?

#### Manual Control

Automation is convenient, but sometimes full control

can yield better results. By manually adjusting camera settings like ISO, shutter speed, aperture, and focus,

users can tailor the camera's behavior to better suit challenging compositions and lighting situations.



## Spring Time

by Evelyne Appel

At last, at last, winter is behind us. Freezing mornings are gone. The trees are blooming and are gorgeous. Magnolia trees are spoiling us.

*The world laughs in flowers,*  
said Ralph Waldo Emerson.

Tulips of all colors are emerging. Walking around a pond, enjoying its reflections, is my favorite pastime. So many pictures to take.

Former first lady, Lady Bird Johnson said it best, *Where flowers bloom so does hope.*



All images  
© Evelyne Appel



## You Be the Judge 10

### Food

The 10th iteration of our Club's *You Be the Judge* competition was all about food. Nineteen Park West members submitted one image each on this subject. The only official rules—and there were two of them—are: the image had to be related, in some way, to edibles; and it may not have been previously shared with the Club in any way, shape, or form.

After all the images were submitted they were made into a slide show and distributed to the entire Club membership in the form of a ballot. All of us were able to rate the images from one (the lowest score) to five (the highest) and add a comment or two. Twenty-five PWCCers responded.

The highest possible score (receiving a five from every voting member) would be 125 points. The lowest, 25 points. The actual range for this evening was from 65 to 104.

To make the scores more understandable, we converted them to Cs, Bs, As, Honors, and one winner. The Honor images all received scores in the 90s; the A images in the 80s; and the B images in the 70s to 60s. (There were not any C images.)

What follows on the next 3 pages are the results...



Winning Image  
104 points  
*Sweet Sweet Potatoes*  
© Jill Greiss

Continued on next page



A with Honors  
99 Points  
*Lemony Dessert*  
© Ann Broder



A with Honors  
95 Points  
*Cheese*  
© Jerry Vogel



A with Honors  
94 Points  
*Peppers*  
© Sonia Durante



A with Honors  
93 Points  
*Sardines*  
© Tom Quackenbush

Continued on next page





A with Honors  
92 Points  
*Pomegranates at Market*  
© Karen Corrigan



A with Honors  
90 Points  
*Chopsticks*  
© Paul Grebanier



A  
89 Points  
*Peanut Butter*  
© Evelyne Appel



A  
87 Points  
*Octopus Dinner*  
© Natalie Manzino

Continued on next page





A  
87 Points  
*Mussel Shell Gleam*  
© Elayne Dix



A  
85 Points  
*Have a Bite*  
© Chuck Pine



A  
84 Points  
*Fruit in Motion*  
© Hedy Klein



A  
80 Points  
*Duck a L'orange*  
© Will Aimesbury

# Curtain Raiser

by Dinorah Capota

*Infrared Nude Workshop*



All images  
©2025 Dinorah Capota



## Interpretations

On Monday, March 10th, the Club held a theme night, the 4th annual Interpretations night. All PWCC members were sent seven minimalistic (more or less) images and were asked to “interpret” them in any ways they saw fit.

Some members combined two or more of the images. Some added varied clip art to the images. Some added effects to the images using filters or other software tools (liquify was a popular choice).

The creativity was almost limitless. The results were simply amazing.

On this page are the seven original images. On the next five pages are some images from the 20 members who submitted their work for the evening...



Continued on next page





Elena Pierpont



Mike Iannuzzi



Janet Susin



Natalie Manzino

Continued on next page



Evelyne Appel



Karen Corrigan



Sonia Durante



Julie Wosk

Continued on next page



Richard Gold



Charles Levin



Betsy Currier



Mike Schleiff

Continued on next page






Ann Broder



Marlene Schonbrun



Tom Quackenbush



Doris King

Continued on next page



Dinorah Capota



Hedy Klein



Chuck Pine



Carlton Johnson

## Award Winner

Park West Camera Club's Marjorie Gurd was honored with a spotlight portfolio award in the upcoming June 2025 issue of *Black and White* magazine. Her images were taken in the NYC subways.



© Marjorie Gurd

## What Do You Think?

*Photo Notes* is the official, award-winning newsletter of the Park West Camera Club. It is written by the members. It displays dozens of images shot by members every month. It has articles on the latest happenings in photography—from exhibits and contests to equipment and software.

Every once in a while we survey the members of the Club, and other readers, as to what they like or dislike about *Photo Notes*. This has usually been in the form of multiple choice, fill-in-the-blank, or other short-answer type questions.

This time, instead of asking specific questions about *Photo Notes*, we would like you to tell us what you would do to improve it. You may comment on content, layout, type style, whatever you think needs to be done to make the experience even more interesting.



Please send your response to [<pwccny@aol.com>](mailto:pwccny@aol.com)



## Correction

### *Flushing Camera Club Lives!*

In last month's President's Message I indicated that the Flushing Camera Club was no longer in existence. This was in error—although not really my fault. Let me explain.

I received an email from Joe Crupi, a member of the that club. Joe took the PWCC Expanding Visions class a few years back and was, therefore, on our mailing list for *Photo Notes*. He read the March issue, saw that I wrote that the FCC was defunct, and wrote to me to correct my mistake. This is Joe's email...

*Hello Chuck,*

*I am so glad I read your latest newsletter.*

*I learned you found Flushing Camera Club no longer exists.*

*Well, we are still here and have been for 54 years.*

*Unfortunately, a few years ago we changed our web site to be hosted by a company called Wild Apricot.*

*To make a long story short our domain name became lost at the same time our web coordinator, Ron Caldwell, died along with our pass words and thus it was necessary to change our name to NYCflushingcameraclub.org. By adding the NYC it seems much confusion took place.*



*Since then we have been trying to straighten things out but we lack the expertise.*

*Wild Apricot was no help.*

*So thank you for your very informative club newsletter which again brought fresh light to our predicament.*

*BTW, I always look forward to your newsletter it has to be one of the best.*

*Regards,  
Joe Crupi FCC*

And now you know the rest of the story.

## Headshot Tip

### Background choice

The choice of background has a big impact on a headshot. Black or white are the most common background colors. Choose which works best with the model depending on the subject's hair color, skin tone, clothing, etc.



Other colors can be used for special effects.

If shooting group portraits use a light to medium grey backdrop. The light grey tone will work best with a variety of colors and contrasts.

## Cairngorms Life


David Miller, our Club member in Scotland, publishes a monthly blog of images depicting his life in the highlands. Check it out at <[www.cairngormslife.com](http://www.cairngormslife.com)>



## New Member Bio

by Marlene Schonbrun

*Steve Mullen*



Steve joined the Club recently after finding us on the web. [I thank our two website coordinators Michael and Christine for doing such a good job in bringing in new members].

Steve is a longtime photographer. He particularly enjoys travel photography in places like Asia and Mexico. He prefers photographing



people, and the emotions they convey when in their natural environment. More recently however, Steve has been exploring and shooting cityscapes and landscapes.

Steve used to be a mid-range Nikon shooter but sold all of his equipment for a Sony RX100 VI and IV. He edits in Corel's Paint Shop rather than Lightroom or Photoshop.

For many years Steve was a member of the Dallas Camera

Club—a 34-year old organization and a member of the Photographic Society of America. He still pays their dues to get their monthly magazine and stay in

touch with his friends since his move to New York.

Dorothea Lange's images offer Steve his inspiration.

He answered the question of what he hopes to gain from membership in Park West with "ongoing improvement, field trips, competition, and to socialize with other members."

Steve, you have come to the right place! Our Club enjoys meeting new members and sharing ideas.

## Sky Replacement

With the Sky Replacement feature in Photoshop you now have control over one of the elements that can make or break an image.

The skies that come with Photoshop are great, but it's easy to spot them. In addition, we don't allow them in our competitions.

But all is not lost! You can add your own skies into the mix. Here's how...

- 1 Open the Sky Replacement dialog box (click on **Edit > Sky Replacement**).
- 2 Click on the Preview of the currently selected sky.
3. In the window that opens click the settings gear wheel at the top right.

4 Select **Get More Skies > Import Images** to add your own skies to the list.



This gives you the ability to add your own skies to improve your images.



Park West is a member of NYMACC (New York Metro Area Camera Council, Inc.)—an umbrella group for camera clubs and photographers in the New York metropolitan area. It held its monthly meeting on January 14th. (There was no representation from PWCC at this meeting.)

First on the agenda was a continued discussion about the planned NYMACC trip to Princeton, NJ scheduled for June 7, 2025. A “save the date” flyer was finalized and was set to be distributed.

The second item on the agenda was a discussion on how to increase membership in camera clubs. Ten members representing a dozen or so different clubs contributed to the conversation.

The next NYMACC Zoom meeting is scheduled for the 11th of February at 7 p.m. All Park West members are invited to attend to see what goes on in the group. The Zoom link for the meeting is <<https://us06web.zoom.us/j/88595844651?pwd=WDhl-U1I4QkxXRUYyMGRFQVBsejVWUT09>>



## Hill Street Gallery

The gallery showcases curated selections of limited edition photographs by professional photographer and gallery owner, Park West Camera Club member Bruce Byers. The Hill Street Gallery is situated at the base of a secret garden at 65 Hill Street, in Catskill, NY. The art starts even before you walk in the door.

In addition, from May 2nd to June 21st, Bruce will be turning Cafe' Joust (365 Main Street) into a gallery of Italian photographs shot during a two-month span. This cozy vegan and vegetarian café with live entertainment will be serving Italian cuisine throughout the exhibit.

Grand opening: May 3rd; from 12 noon to 8 p.m.



Bruce Byers  
917-992-1453

<[www.BruceByers.com](http://www.BruceByers.com)>

Hill Street Gallery

<[www.HillStreetGallery.com](http://www.HillStreetGallery.com)>

Photo Workshops

<[www.cameraodysseys.com](http://www.cameraodysseys.com)>

Instagram

<[www.instagram.com/hillstreetgallerycatskill/?hl=en](https://www.instagram.com/hillstreetgallerycatskill/?hl=en)>





## About (Y)our Website

by Michael Schleiff

Park West Camera Club's website offers an array of topics for your review. The site should be your go-to place to get information regarding the Club. Following is just a partial list of sections that can be found on the website:

- **Home Page**—This is our face to the Internet world. On it is a listing of all the latest news and upcoming schedule of events. We highlight the latest competition winners in a continual loop for everyone to see. In addition, there's a direct link to the latest edition of *Photo Notes*. New issues are uploaded immediately upon their release each month. Finally, under the masthead, there is a menu area that lists 12 different areas of various Club info, some of which are:
- **Competition Manual & Labels**—this is where the Monthly Judging Guidelines and Competition Manual are to be found. The Competition Manual includes detailed specifications on presenting PDI images for entry into competitions.
- **Member Galleries**—are available to show your work on the web. They can be accessed in the Member Galleries Menu or directly from any web browser by searching Park West Camera Club and your name. Instructions for setting up a gallery may be found at the first dropdown in the Club Members Galleries menu "Instructions to Create a Members Gallery." If you have any

questions, please follow up with the website committee.

- **How-to Videos, Notes, and Speakers**—all speaker talks have been recorded and uploaded to the website. In addition, we have how-to videos covering various techniques for editing your photographs.

Your Website Committee is continually uploading new and exciting information to the website. The goal is to make [www.parkwestcameraclub.org](http://www.parkwestcameraclub.org) a primary source for Club and imaging information. We are always looking to expand the website. If you have any ideas, please contact Michael Schleiff or Christine Doyle.

## Did You Know?

### *RAW Capture*

A RAW image retains all the data from a sensor without compression or processing. This offers more flexibility when editing, especially useful in low light scenarios where you might want to adjust exposure, shadows, or reduce noise without compromising on quality.

## Mobile Editing

Many of you edit photos on the go by using Lightroom Mobile. Whether you tweak shots from your smartphone or work with RAW files from a high-end camera, Lightroom Mobile offers some powerful editing features that make it easy to achieve professional-quality results. It has probably become an essential tool in your workflow.

Now, Adobe has expanded the possibilities even further by bringing Photoshop to the iPhone. This means you can now take your mobile editing workflow beyond Lightroom, using Photoshop's advanced tools to fine-tune your images in ways that weren't possible with only Lightroom.

Now, with Lightroom and Photoshop working seamlessly on iPhone, mobile editing has never been more powerful. Whether you're removing distractions, fine-tuning color, or even extending an image's composition, these tools allow you to edit high-quality RAW files anywhere. And with Photoshop coming soon to Android, this workflow will be accessible to even more photographers.

The Photoshop mobile app is free. Adobe offers upgrades with a new Photoshop Mobile and Web plan at \$7.99/month or \$69.99/annually, with many additional features.



Not interested in Adobe products and payment plans? There are many free Photoshop alternatives. Here are a few of them for you to check out...

- [PhotoDirector](#)
- [Pixelmator Pro](#)
- [Photopea](#)
- [Capture One](#)
- [Fotor](#)
- [Pixlr E](#)
- [ON1 Photo Raw](#)



*"The only constant thing in life is change." ~Heraclitus (500 BC)*

After over 45 years in the same Tribeca location (15 White Street), a ridiculous rent hike has forced Soho Photo Gallery to find a new location—and find a new location they did—a great one just a little farther uptown!

On April 16th, Soho Photo Gallery will be re-opening in a brand-spanking new and exciting space at 539 West 23rd Street, in Chelsea. The opening exhibit at their new digs will be a Soho Gallery members group show.

Change can be good. Missing an opportunity is not. Don't miss this one!





## Focus on Photography

submitted by Karen Corrigan

PBS' All Arts Channel <[www.allarts.org/collection/photography](http://www.allarts.org/collection/photography)> currently has 28 different documentaries about photography on their website. They're all available for you to watch for free.

These docs cover big names we all know like Robert Frank, Gordon Parks, Ansel Adams, and Vivian Maier, as well as photographers you may not know, and famous images of which you may not know the behind-the-scenes stories.

You can watch them all on the website (see the above link) and on the AllArts app.



## View Finders

A new PBS series, *View Finders* follows two landscape photographers, Chris Greer and Paul Daniel, as they go out in search of beautiful places to shoot throughout the United States.

You can stream it at <[www.pbs.org/show/view-finders](http://www.pbs.org/show/view-finders)> or on the PBS app.

## New Book

*Show Your Work!* by Austin Kleon, is a fun and entertaining read, and a *New York Times* bestseller. It is chock full of insightful thoughts on creativity and getting your work out to the public. It will motivate you to get going!

It's a small book but it packs a BIG punch. You can find it on the Barnes and Noble website <[www.barnesandnoble.com](http://www.barnesandnoble.com)> or in person at the Union Square B&N store—a big pile of them are on a display table.

If you are serious about having your photos shown, pick this up and read it.

You won't regret it!

## AI Denied Copyright

A computer scientist used generative AI to create a picture and applied for a copyright for it. His application was denied by the Copyright Office, so he sued, and the appeals court upheld the Copyright Office's denial, saying, "The Copyright Act of 1976 requires all eligible work to be authored in the first instance by a human being," said the U.S. Court of Appeals for the District of Columbia.

Read all about it on PetaPixel [here](#).

## Photo Cartoon





## Where to Go

### *Big Apple National Parks*



*African Burial Ground NMon*  
African Burial Ground is the oldest and largest known excavated burial ground in North America for both free and enslaved Africans.

### *Federal Hall NMem*

Home to the first Congress, Supreme Court, & the Executive Branch, Washington took the oath of office as our first President here.



### *Gateway NRA*

Gateway is a large, diverse urban park with 27,000 acres spanning Sandy Hook in N.J. and Jamaica Bay and Staten Island in N.Y.

### *Castle Clinton NMon*

Located at the southern tip of Manhattan, Castle Clinton stands where New York City began, and represents the growth of the city.



### *Governors Island NMon*

From 1794 to 1966, the U.S. Army on Governors Island was part of the social, political, and economic tapestry of New York City.

### *Saint Paul's NHS*

Since 1665 St. Paul's Church has been a pillar of the local community, serving many purposes in its lengthy history.



### *Ellis Island NIM*

Over 12 million immigrants passed through the halls of Ellis Island between 1892 and 1954.



### *Statue of Liberty NMon*

A gift of friendship from the people of France to the United States and is recognized as a universal symbol of freedom and democracy.

### *Stonewall NMon*

In 1969, patrons of the Stonewall Inn clashed with police during a raid, energizing the movement for LGB civil rights worldwide.

### *Hamilton Grange NMem*

Merchant's clerk, Revolutionary War soldier, first Secretary Treasury of the United States: Alexander Hamilton's life is memorialized here.



### *General Grant NMem*

The final resting place of President Ulysses S. Grant and his wife, Julia, is the largest mausoleum in North America.

### *Theodore Roosevelt Birthplace*

The 26th President of the United States, lived at this site (28 East 20th Street) from his birth on October 27, 1858 until he was 14 years old.

NMon = National Monument

NMem = National Memorial

NRA = National Recreation Area

NHS = National Historic Site

NIM = National Immigration Museum

## Patterns

Patterns are repeated shapes, objects, or colors. They can be either ordered in precise formations or just random designs scattered across a scene. The important thing about patterns is that they create images that are very pleasing to the eye and add a new dimension to your photos.


Patterns can be found everywhere in our world, from natural forms to our urban and industrial environments. Use them effectively in an image and you'll create a photo that is dynamic and attracts the eye to the main subject or focal point.

Here are some examples...



© Sharafat Khan

© Matthias Weinberger



© Mark Graf



© Sven Hoffmann

© namtaf





## New From Apple

Apple announced new updates of several of their products in early March. This includes the Mac Studio, MacBook Air, and the iPad.

There are two versions of the Mac Studio. The base model has an M4 Max chip, both Thunderbolt 4 (four of them) and USB-A ports, as well as a slot for your SD memory cards. It's going for \$1,999. The higher-end model features an M3 Ultra chip and, according to Apple, is the most powerful Mac to date. The M3 Ultra has more ports, more memory, and actually more of just about everything, including the starting price of \$3,999.

Apple's entry-level laptop, the MacBook Air, comes in two sizes, 13-inch and 15-inch. They each have an M4 processor and come in four colors. Even more interesting, though, Apple has cut the prices. The 13- and 15-inch models now start at \$999 and \$1,199.

There are two new models of the iPad tablet. The new 11" Apple iPad Air is now equipped with the M3 chip and starts at \$599. The new 11" iPad has an A16 chip and starts at \$349. Both have a 2360 x 1640 pixel Retina Touchscreen, built-in Wi-Fi, come in a choice of colors, can be upgraded with more RAM, storage, and a 5G phone connection.



## Portable Printing



Print high-quality documents, including borderless photos, with the Canon Pixma TR160 Portable Wireless Printer. It's compact and lightweight and designed for portability. It features an optional battery for printing from anywhere. Also, easily print wirelessly directly from a compatible computer, phone, or tablet. All this for only \$249.99.

## DxO PureRAW 5

The DxO PureRAW upgrade to Version 5 is almost here. It will be released on April 15th. It is more powerful than ever.

The new program has a wide range of new features. Local adjustments let you make targeted changes to the most demanding RAW files. Intuitive tools allow users to create a series of masks to fine-tune denoising and target sharpness, all with a refined level of precision.

Get more information and pre-order DxO PureRAW 5 at [www.dxo.com](http://www.dxo.com)



## Where to Go

### Movie Destinations

Movies and TV shows have the ability to transport us to many photogenic locations around the country and the world. Being experienced photographers and travelers, why not plan a trip to one of these destinations and turn it into a photo op? Check out these cinematic marvels and then make your reservations...



The Sistine Chapel  
as seen in *Conclave*  
Vatican City



Liwa Oasis and Desert  
as seen in *Dune: Part Two*



Broken Hill  
as seen in *Furiosa*  
Australia



Osaka Castle  
as seen in *Shogun*  
Osaka, Japan



East Corinth  
as seen in *Beetlejuice Beetlejuice*  
Vermont



## Aperture Moving



Aperture is a not-for-profit publisher of photography. From their base in New York City, Aperture connects global audiences and supports artists through their quarterly magazine, books, exhibitions, digital platforms, public programs, limited-edition prints, and awards. It was established in 1952 to advance “creative thinking, significantly expressed in words and photographs...”

Aperture will soon have a new permanent home, in two floors of a historic building in the heart of New York’s Upper West Side. Located at 380 Columbus Avenue at 78th Street. The new space is across from the American Museum of Natural History and blocks from the New York Historical Society and Central Park.

The new home will have more space for public events, small-scale exhibitions, photo installations, plus the Aperture bookstore. The new space is set to open in mid-April, 2025.



## Galari: E-Paper

Galari’s E-paper display is so paper-like, smooth, subtle, and natural, that it feels more like art than tech. In fact, it is so realistic that people often mistake it for a traditional paper print.

Measuring 14.5” wide by 11.8” high, the Galari shows images up to 10.5” by 8” on any wall or flat surface. It uses a rechargeable battery that runs for up to six months before needing a recharge, or it can plug in to any outlet.

You can download images from any website or load your own on an SD card.


The Galari comes in three different wooden frames—beech, mahogany, walnut—and with interchangeable white or black mats

The Galari E-paper is now in the Kickstarter phase of being developed. The date it is expected to ship is late summer 2025 at a price of \$699 (early bird discounts are / will be available).

## Did You Know?

The sensor is where light is captured and converted into an image. Generally, larger sensors can gather more light, leading to better image quality and reduced noise.

Although smartphone sensors are smaller compared to those in mirrorless or DSLRs or cameras, advances



in sensor technology have optimized them for better performance in limited light.



## Where to Go

### *Running Wild*

Competing in, and finishing, a marathon is one of the most exhausting sports events known to humankind. Anyone running 26.2 miles is nearly unbelievable to most of us. But they can make great ops for photographers. Here's a list of six *Abbott World Marathon Majors*, the Grand Slams of marathoning (and when to see and shoot them)...



Tokyo, Japan  
March



Boston, USA  
April



Chicago, USA  
October



London, UK  
April



Sydney, Australia  
August/September



Berlin, Germany  
September





## Sony Shortlist

The 18th annual Sony World Photography Awards has unveiled the shortlisted photographs for its 2025 open competition. These images celebrate the most striking single images captured in 10 categories in 2024. Recognizing the power of a single image to tell a compelling story, the competition attracted 419,000 submissions from over 200 countries and territories.

Here are some of these honored photos...



Architecture  
© Robert Fülöp  
Romania



Nature  
© Hasan Bağlar  
Cyprus



Portraiture  
© Svetlana Jovanovic  
Netherlands



Landscape  
© Vilhelm Gunnarsson  
Iceland

Street  
© Khairizal Maris  
Indonesia



## Photo Shorts

### Compact Medium Format



The FujiFilm GFX100RF is a compact medium format camera that is rangefinder-inspired. Its 102MP sensor packs performance into a sleek, lightweight, all-metal housing. Coming in silver or black, the camera features a built-in fixed focal length 35mm  $f$ -4 lens and offers an array of options such as film simulations, digital teleconverters, and more. The cost is a low (for medium format digital) at \$4,899.

### Compact Canon



The Canon EOS R50 V Mirrorless Camera is a hybrid, interchangeable lens body designed for both stills and video. The 24.2MP APS-c camera has all the usual stuff you'd expect, plus a vertical tripod mount, in a sleek, brick-like shape. It weighs in at a mere 13.1 ounces and has a similarly light price tag of \$649 (lens not included).

### Canon for Vlogging



Canon has pushed compact camera even further with the newly designed 22.3MP 1.4" CMOS sensor in their PowerShot V1. This sensor is approximately twice as large as at 1" sensors found in comparable models (such as the Sony ZV series). It comes with a 16-50mm equivalent zoom range (maximum aperture of  $f$ -2.8-4.5) lens, Optical IS and a built-in 3-stop ND filter—all for \$899.



## Panorama of the Month



3 Purple Orchids ©2022 Chuck Pine



## Where To Go

### *Nearby Cherry Blossoms*

Spring's arrival ushers in one of the season's most beautiful sights: cherry blossoms. These delicate pink and white petals are native to Asia and strongly associated with Japan, where they symbolize renewal. In the U.S., Washington, D.C. is home to the largest display with these fleeting flowers blooming against the capital's white monuments.

But you don't have to head south to see cherry blossoms. There are plenty of places in the Northeast to admire these short-lived beauties.

Here are some of the best...



[New York Botanical Garden](#)  
The Bronx, New York



[Charles River Esplanade](#)  
Boston



[Branch Brook Park](#)  
Newark, New Jersey



[The Japanese Garden at Delaware Park](#)  
Buffalo, New York



[Greenport Village](#)  
Greenport, New York

## Headshot Tips



### Framing

Unless there is a creative reason that requires a horizontal (also called the landscape) format, you are better off shooting headshots in a vertical (aka the portrait) format.



### Props

Props with headshots should be eliminated or used minimally.

### Hair

Your subject will be more critical about their hair than just about any other aspect of the headshot. Always check the hair before taking the shot.



## Where to Go

### *Cemeteries and Memorials*

Cemeteries and memorials can provide us with opportunities to learn about architecture, art, and history, while also letting us remember and reflect on those we've lost. They can also be great photo ops.

Here are a few possibilities, of both local, national and international...



<[The Green-Wood Cemetery](#)>  
Brooklyn, NY



<[9/11 Memorial](#)>  
New York, NY



<[Forest Lawn Museum](#)>  
Glendale, CA



<[Catacombes de Paris](#)>  
Paris, France



<[Willesden Jewish Cemetery](#)>  
London, United Kingdom

## Medicare Fraud Tips

*Photo Notes* doesn't usually do this kind of article, but... since most of our members are of Medicare age, this one might be worth a quick read.

1. Don't give your Medicare card or number to anyone except your doctor or people you know should have it.
2. Check your Medicare statements on a regular basis.
3. Guard your Medicare card like it's a credit card.

## New On YouTube

A new YouTube channel about photography books and shows. This new initiative will feature artist interviews, discussions with photographers, exhibition reviews—all offering fresh perspectives on photo books and photography exhibitions in New York City and Tokyo.

The first interview was with the prolific photographer and fascinating person, Nick Waplington, who was a major part of the 1980s East Village nightlife scene.

James Maher, a previous speaker at Park West, is the NYC interviewer on this show.

Find this all-new photo channel at <[www.youtube.com/@sessionpress/shorts](http://www.youtube.com/@sessionpress/shorts)>



© Nick Waplington






## Going Retro

The Retro DMF Photography Kit from Fotogear is a multi-part case that not only looks the part of a vintage camera but also adds control dials and a shutter that make it function like one, too. Designed for the iPhone 16 Pro and Pro Max, it has an upper and lower split design that fits around the phone. Fotogear says this not only gives it a more vintage camera appearance but also provides “greater protection.” There are two versions of the case—both of which are included: one with the set of dials, shutter button, and integrated cold shoe and another that is a cleaner, smaller design that also provides access to the camera’s control button.

Pre-order the Retro DMF Photography Kit may be at [www.fotogear.com](http://www.fotogear.com) for only \$199.






**Used Department**

**BUY · SELL · TRADE-IN**

As spring approaches, it's time to embark on a journey of spring cleaning.


For photography enthusiasts, this means bidding farewell to old digital photo gear to make room for new adventures. Say goodbye to your trusted companions and hello to the upgraded equipment. Don't let your old gear collect dust when it can be turned into cash.

Get great value for your pre-owned gear and unleash its potential for someone else's creativity. It's time to sell your digital photo gear and embrace the excitement of new possibilities.



Save the Tax'

You pay the tax, we pay you back instantly on qualifying purchases shipped to eligible states when you use a Payboo Credit Card.



## Giga Updated

Topaz Labs just released [Gigapixel Version 8.3](#) bringing the most advanced image upscaling and recovery program yet. It's designed to restore detail in even the most challenging, low-res images. Print any image, bigger and better. Perfect for large-format prints where every pixel counts. *[Unlike other AI tools that generate new images, Gigapixel recovers real details using advanced AI diffusion technology.]*

Gigapixel works as either a stand-alone program or as a plug in with Photoshop and Lightroom.

Recently, Topaz has been selling Gigapixel at \$15 off its usual price of \$99. (And, of course, there's a free trial.)



## Using Your Camera

by Chuck Pine

### *Tulip Tips*

Tulips traditionally bloom in the spring, usually from mid-March through May. The Netherlands is well-regarded as the best place in the world to see and shoot them. There are also several spots in the US noted for tulips—Holland, Michigan and Skagit County, Washington. But we've also got tulip fields much closer to home—Kelder's Farm Tulip Festival in Kerhonkson, New York and Holland Ridge Farms in Cream Ridge, New Jersey. Both of these should be in full bloom from mid-April through mid-May.

If you're planning a trip to see tulips anywhere, here are a few tips that should come in handy...



### *Beware of Backgrounds*

Sometimes backgrounds can add to an image. Eliminating distracting backgrounds, however, is paramount in photographing any flowers. The best way to accomplish this is by simply walking around the scene and finding a vantage point from which the undesirable background elements are not visible.



### *Get Close*

Sure, wide fields of flowers can make great images, but so can focusing in on the small details, or just a part, of a single bloom. Think about using special close-up or macro equipment.



### *Point of View*

Try to present tulips in a way they are not usually seen—like from a low angle. And with today's articulating LCD screens, you don't have to get down and dirty to accomplish this.

### *Depth of Field*

Controlling DoF will result in a strong and dynamic image. For example, with an out of focus foreground and/or background, you can keep the attention on a single tulip just by keeping it sharply focused.



## Headshot Tip

### *Expose Correctly*

Take the exposure reading directly from the subject's skin. Use the spot metering function on the camera to avoid metering the background. Better yet, use a handheld incident meter.





## Using Your Camera

by Chuck Pine

### *Leading Lines: Real and Implied*

Leading lines are a powerful tool in photography. When they are actually present they guide the viewer's eye towards a specific subject or point of interest. Leading lines can be straight, curved, diagonal, converging, or even parallel. They create a sense of depth, perspective, and movement in the photograph.

On the other hand, implied leading lines are elements in a composition that suggest the presence of lines, even if they are not actually visible. Implied leading lines can be created by shapes, patterns, objects, or the direction of a subject's gaze. They imply a sense of direction or movement, guiding the viewer's eye through the frame without the need for explicit lines.



## Photo Shopping

by Chuck Pine

### Gadgets Under \$50

Money burning a hole in your pocket? Looking for a new photo gadget? Here are some ideas to whet your appetite...



LensPen  
3-lens pro kit  
\$35  
single pens  
under \$15



Joby GorillaPod  
flexible mini-tripod  
with ball head  
\$50



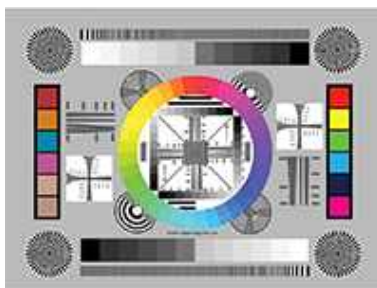
PhotoStick Keychain  
64 GB of Storage  
\$50



Peak Design Wrist Strap  
assorted colors  
\$35



Manfrotto Shoulder Bag  
assorted sizes  
from \$28



Lens Test Chart  
8.5 x 11", 3-Pack  
\$16



Rocket Air Blaster  
Dust-Removal Tool  
\$18

## Road Trips



### Border to Border

Starting at Canada's Jasper National Park, and winding down in the Sonora Desert, this route traverses some of the wildest and most rugged lands imaginable: mighty mountains, glaciated valleys, raging rivers, and two very different deserts.

Highlights along the Border to Border Route: Columbia Icefield (AB), Bitterroot Mountains (MT), The Extraterrestrial Highway (NV), Joshua Forest Parkway (AZ)

## Photo Shopping

by Chuck Pine

### Memory Card Holders

Let's face it, our photography world depends on memory cards. Be they SD, microSD, CF, or whatever—we can't shoot without them! And, wow, are they expensive? (Yes!) Add to that, they are incredibly small and easily lost and damaged.

The solution to this huge problem is the memory card holder. These accessories come in several designs and types including hard cases, wallets, pouches, and more. Best of all, they are relatively inexpensive. There are over 150 different styles, colors, and capacities shown on the B&H website alone. Here are some of them you should check out...



#### Ruggard LEDA Memory Card Case

- Holds up to 8 SD Cards
- Molded Protective Silicone Lining
- Sturdy Hard Plastic Exterior
- Snap Closure

\$8.99



#### Pelican 0915 Memory Card Case

- Holds 12 SD, 6 miniSD, 6 microSD Cards
- Removable Insert Liner
- Made of Tough Polycarbonate Resin
- Water-Resistant Seal

\$19.95



#### Lowepro GearUp Memory Card Wallet 20

- Holds 6 CF or XQD Cards and 8 SD Cards
- Non-Abrasive Slots
- Zippered Closure
- Rear Loop with Clip

\$22.99



#### Think Tank Photo Memory Card and Battery Wallet

- Hook-and-Loop Flap Closure
- Holds 2 CF or 4 SD Memory Cards
- Holds 2 Standard DSLR Camera Batteries
- Clear Zippered Card Slots

\$21.75



#### Barber Shop Clipper Leather Key Holder

- Handcrafted Leather Key Holder
- Slots to Store Three SD Memory Cards
- Integrated Belt Clip
- Made in Italy

\$46.00

## Headshot Tips

Use a medium telephoto lens like 85mm, 105mm, or 135mm.

Use an aperture of  $f$ -5.6 to  $f$ -9. You want enough depth-of-field to keep the face sharp, but let the background go soft.



Focus on the eyes. A headshot with soft focus on the eyes never looks good.

Use a tripod to compose your headshots better and to not have the framing and focusing thrown out of balance.



## PhotoShopping

by Chuck Pine

### *Fundamental Photoshop Skills*

Whether you're shooting with a DSLR, mirrorless, or even a smartphone, post-processing/editing is a key part of creating a winning image. Good editing can turn a decent photo into a stunning one—and the best part is, you don't need to master every tool at once. By focusing on a few fundamental skills, you can take your photography to the next level.



#### *Cropping & Straightening*

Sometimes a photo just needs a tiny compositional adjustment. Learn to crop to remove distractions and guide the viewer's eye to the subject. Similarly, straight horizons or vertical lines can make an image feel much more balanced and professional.

#### *Exposure/Contrast Adjustment*

Exposure correction helps fix images that are too dark or overly bright. Tweaking contrast brings depth and definition, especially in flat or hazy photos. These basic adjustments can immediately make your photos more dynamic and true to life.



#### *White Balance & Color Correction*

Learn to adjust white balance to ensure that whites look neutral and skin tones appear natural. Mastering this gives your photos a clean, polished look—free from color casts.

#### *Sharpening & Noise Reduction*

A little sharpening can help details pop, especially when resizing an image. On the flip side, reducing noise (especially in low-light shots) helps smooth out grainy or pixelated areas while keeping texture.




#### *Cloning and Spot Removal*

Dust spots, blemishes, and small distractions can sneak into even the best shots. Learn how to use the clone tool or healing brush to clean up these imperfections without altering the overall look of the image.

#### *Dodging and Burning*

Use dodge and burn tools to subtly brighten or darken specific areas of your photo to enhance mood, draw focus, or add dimension. It's a powerful way to guide the viewer's eye.



## Depth Masks

The new *Depth Masks* feature in ON1 Photo RAW 2025 makes it easy to apply effects based on how far things are from the camera—no manual masking needed. Add haze to distant hills, boost contrast in the foreground, or make your subject stand out with selective color. It's fast, natural-looking, and only in Photo RAW 2025.

Try it for free for 30 days. No credit card required.



## PhotoShpping

by Chuck Pine

### Tool Selection Shortcuts



Photoshop's **Tool Bar** gives you access to dozens of the tools you use every time you work on an image. It's usually found on the very left edge of your Photoshop window (but it can be moved).

Any of the tools may be selected using the mouse, the keypad (on a laptop), the touch screen (on a smart-phone or tablet), or a trackball (if you have one). But sometimes it is faster to just type a single key to access one of the tools.

Here's a list of some of the more common single-letter keyboard shortcuts...



<u>Shortcut</u>	<u>Tool(s)</u>
V	move tool
M	marquee tools (rectangular, elliptical)
L	lasso tools (normal, polygonal, magnetic)
W	magic wand, quick/object selection tools
C	crop tool
I	eyedropper, color sampler, ruler tools
J	spot healing brush, healing brush, patch, red eye, content aware move tools
B	brush, pencil, color replacement, mixer brush tools
S	clone stamp, pattern stamp tools
E	eraser tools (normal, background, magic)
G	gradient, paint bucket tools
O	dodge, burn, sponge tools
T	type tools (horizontal, vertical)
Z	zoom, liquify tools
Q	quick mask
F	toggle between screen modes (standard, full screen, full screen with menu bar)



## B & H Event Space

The B&H Photo Event Space offers free virtual workshops. Due to the Passover holiday, B&H will be closed for much of April. (The regular schedule will resume in May.) Here are the only two April offerings:



Wed, Apr. 23

*Long Exposure*

Speaker: Thibault Roland



Tue, Apr. 29

*Rock and Roll Photography*

Speaker: Jay Blakesberg



For more information and additional workshops go to [bhphotovideo.com](http://bhphotovideo.com) and click on Event Space.



This is a free Eventbrite program. Click [here](#) to join.



## Tamron Spring Sale

Spring has officially arrived and so have Tamron's Spring Savings—your chance to refresh your photography gear and capture the season's beauty like never before. Running through April 20th, this is the perfect time to expand your lens lineup with instant savings on 18 best-in-class lenses.





## PSA Conference



The Photographic Society of America's 2025 Photo Festival is scheduled for September 24th thru the 27th. It will be held in Portland, Oregon.

Enjoy many photographic opportunities, seminars, and workshops. Meeting member photographers from around the world.

Details for the festival are not yet available. Check the website <[www.psa-photo.org](http://www.psa-photo.org)> for late-breaking information and online registration.



### Sierra Meetings 2024-2025

The New York City Sierra Club Photo Committee has meetings scheduled for the upcoming 2024-2025 year. Some of the meetings will be held using the Zoom Software and some will be in-person at the School for Visual Arts (SVA)—136 West 21st St, Room 418F. Tickets for the event must be purchased in advance on [Eventbrite](https://www.eventbrite.com). An \$8 donation is suggested.

Tues.	9/17/24	SVA
Tues.	10/15/24	Zoom
Tues.	11/12/24	SVA
Tues.	12/17/24	Zoom
Tues.	1/21/25	SVA
Tues.	2/18/25	Zoom
Tues.	3/18/25	SVA
Tues.	4/15/25	Zoom
Tues.	5/20/25	SVA
Tues.	6/17/25	Zoom

[SVA meetings are hybrid — in-person and Zoom]



October 2-5, 2025  
Durango, Colorado

At its core, *Horizons* represents more than just a name, it embodies the spirit of opening your mind, widening your view, and expanding your perspectives. It is about exploring new possibilities, stretching your limits, seeing from different angles, and gaining fresh insights. The conference will encourage attendees to embrace new experiences and push the boundaries of their creativity, providing a transformative journey that inspires growth and a renewed passion for the art of photography.



Guest speakers include: [Cole Thompson](#), [Ian Plant](#), [Michele Sons](#), [Talor Stone](#) and many more.

Conference Price: \$797  
<[www.horizonsphoto.com](http://www.horizonsphoto.com)>

**WOMEN STREET PHOTOGRAPHERS**  
 GROUP EXHIBITION OF 83 PHOTOGRAPHERS  
 SOLO EXHIBITION BY WSP ARTIST RESIDENCY WINNER  
**SEHIN TEWABE**  
 CURATED BY GULNARA LYABIB  
 APRIL 14-28, 2025  
 OPENING RECEPTION & DJ PARTY  
 THURSDAY, APRIL 10  
 6-9PM

215 EAST 99TH STREET  
 NEW YORK, NY 10029

**Leica**  
 DIGITAL SILVER IMAGING  
 EL BARRIO'S ARTSPACE PS109

**Left Column:**  
 ALEXA VAN DE WALLE  
 ALEXANDRA AYLOONITIS  
 ALICE CHAPMAN  
 ALICIA BASULTO  
 AMELIA SAGONE RATTEN  
 AMY GASKIN  
 AMY HOROWITZ  
 ANDREA KLAUSNER  
 ANDREA TORREI  
 ANDREA WENGLOWSKYJ  
 ANNA BIRET  
 ANNA JELOWICKA  
 ARIANNA SPERANZA  
 B JANE LEVINE  
 BEGO AHARE  
 BELEN GARCIA ALCAT  
 BREANA MAZZAGATTE  
 CAROL DRONSFELD  
 CAROL HAMCKE-ONSTEDDER  
 CHANTELE FLORES  
 CHARLOTTE STONE  
 CHLOE HALL  
 CHRISTINA SANTUCCI  
 COLLEEN CAVANAUGH  
 DANIELLE GOLDSTEIN  
 DARCIE GOLDBERG  
 DEB FONG  
 DEBORAH COLE  
 DIANA ABDULAAYA  
 ELEANORE BOTTON  
 ELEANORE SIMON  
 ERICA READE  
 EVA BRODTKORB  
 EVA MALLIS  
 FRANCE LECLERC  
 GABRIELLA CLARE MARINO  
 GILLIAN PECKHAM  
 GIOVANNA TONZANO  
 GUAYI FERNANDEZ  
 HEIKE FRIELINGS DORF  
 HELENA BEZEGNA  
 HIROKO HIROTA

**Right Column:**  
 JENNYFER PARRA  
 JOAN PIEKNY  
 KAREN ZUSMAN  
 KATHRYN MUSSALLEM  
 LISA MISSNER-SLIVKA  
 LOREN KAYE  
 LORI HAWKINS  
 MANIA DE PRAETER  
 MARIANA BASURTO  
 MARIJN FIDDER  
 MARIKA POQUET  
 MAUDE BARDET  
 MELISSA O'SHAUGHNESSY  
 MONARIS FRANQUI  
 NADIA ECKHOUT  
 NEVER EDIT  
 NIKI GLEOUDI  
 ORA BUERKLI  
 PAMELA FRICKE  
 PARVATHI KUMAR  
 PATRIZIA CALI  
 PATTI LAMM  
 PELIN B GUVEN  
 PENELOPE GREEN  
 REGULA TSCHUMI  
 ROOPSHA SAMANTA  
 SALLY COGGLE  
 SANDRA CATTANEO ADORNO  
 SARAH GARLAND  
 SARAH SIMON  
 SCARLETT FREUND  
 SHARON EILON  
 SIGRID DEBUSSCHERE  
 SONIA SIMBOLO  
 SUSANA BARBERA  
 SUSANNE GREYER  
 SYLVIE MOYEN  
 SYLVIA CISZEWSKA-PECIAK  
 SYNDI PILAR  
 TUNA ANGEL  
 YULIYA KOZYRKOVA

**NANPA SUMMIT**  
 2025 ★ TUCSON, AZ

**Discover**  
**NANPA Summit 2025**

**May 15-17, 2025**  
[www.nanpasummit.com](http://www.nanpasummit.com)



Don't miss your chance to be part of the best nature photography conference in the world. The keynote speakers include Art Wolfe, Frans Lanting, Tui de Roy, William Neill, and Brian Skerry. There are 20 additional speakers, panelists, and more!

Register at <[www.nanpasummit.com](http://www.nanpasummit.com)>





B&H invites you to join them at Bild Expo 2025  
 a two-day celebration of photography, content creation, and filmmaking  
 at the Javits Center on June 17 & 18  
 Register today to get exclusive updates on speakers, experiences, and more!  
[www.bildexpo.com/2025/?ref=SWO0217b](http://www.bildexpo.com/2025/?ref=SWO0217b)  
 Bild Expo is free.

## Invitation

The Club received the following invitation...

Good Afternoon,  
 My name is Mei Seva and I am reaching out on behalf of photographer [Stephanie Duprie Routh](#).

Stephanie has an exhibition of her latest work in April in New York City at [Salmagundi Club](#) and we would love to invite the Park West Camera Club to the show. Routh is a pro member of street & travel photography community [The Raw Society](#).

She will be exhibiting "Daydream in Memories of Youth," a multi-disciplinary

installation that explores memory, identity, and sensuality through photography, poetry, and scent.

We would love it if your group came to the opening reception on Friday, April 25. Alternatively, we could schedule a special artist talk and exhibition viewing for just you guys if you are interested.

Let us know any questions you may have and we look forward to hearing from you!

If you are interested, please feel free to attend. Also, if a dozen or so, or more, PWCC members are interested in the private showing, let us know and we'll try to arrange something.







A poster for a photography workshop. At the top, a large image of an Iberian lynx is shown in a pouncing pose. Below it are three circular inset images: a bird of prey on the left, a close-up of a lynx's face in the center, and another bird of prey on the right. The text '5 DAY' is written in a large, stylized red font. Below it, 'Iberian Lynx' and 'Imperial & Bonelli's Eagle' are written in a cursive orange font. 'Photography Extravaganza' is written in a similar orange font. Below this, in a smaller red font, it says '3 days photographing Iberian Lynx in Jaen Province - 2 Days photographing Imperial & Bonelli's Eagle in the foothills of the Sierra Morena'. Further down, it says 'Visit the website for more information' followed by the website 'www.iberianphoto.tours' and email 'iberianphoto.tours@gmail.com'. At the bottom, 'October 9th-15th 2025' is written in a large red font. There are small black silhouettes of a person with a camera on a tripod on the left and a person walking on the right. A circular logo with a bird is in the bottom right corner.

**5 DAY** *Iberian Lynx*  
*Imperial & Bonelli's Eagle*  
*Photography Extravaganza*  
 3 days photographing Iberian Lynx in Jaen Province - 2 Days  
 photographing Imperial & Bonelli's Eagle in the foothills of the Sierra  
 Morena  
 Visit the website for more information  
[www.iberianphoto.tours](http://www.iberianphoto.tours)  
[iberianphoto.tours@gmail.com](mailto:iberianphoto.tours@gmail.com)  
**October 9th-15th 2025**

## Headshot Tips

### Skin retouching

When you retouch skin, you should not remove all skin texture. We are all used to looking at people up-close. Skin texture looks normal.

Wrinkles look normal. Yes, it's important to make your subject look their best. But if you remove all skin texture and wrinkles, your subject will begin to take on the look of a plastic doll.





# Audubon Community Nature Center

Jamestown, New York 14701

## \$1,600 in Cash Prizes for 2025 Nature Photography Contest

Youth and Adult Divisions  
Submission Deadline: Monday, June 30, 2025



*Previous Winners and Finalists (clockwise from upper left): Michael Weishan, Cattaraugus, N.Y.; James Day, Griffin, Ga.; Caleb Alberghene, Nashua, N.H.; Hope Harrington, Lompoc, Calif.; Teri Franzen, Endicott, N.Y.; Alan Wei, Setauket, N.Y.; Anis Ansari, Lewisville, Texas*

Your photo could win \$200 in the **Youth** (ages 8 to 18) or **Adult** (age 19 and older) in the 2025 categories of **Birds**, **Waterscapes** (from large expansive oceans, to rocky stream beds, rushing rivers, and lovely lakes), and **Single Blooms**. Additional \$200 prizes will be awarded to the Adult and Youth photos receiving the most **Community Choice** votes online.

Winners and Finalists (3 in each category, 24 total) will be displayed on the website and announced in a widely-distributed news release. Winners will be printed and exhibited in the Nature Center.

For details and to enter (and vote!), visit [GoGoPhotoContest.com/ACNCPhotoContest2025](https://GoGoPhotoContest.com/ACNCPhotoContest2025).



# *Save the Date!*

## *NYMACC's Field Trip to Princeton, NJ*

**June 7, 2025 9 AM to sunset**

*rain date June 21, 2025*

The New York Metro Area Camera Council's field trip to Princeton, NJ  
will cover several halls, gardens, historic venues, etc, etc.  
Photographers of every level, various camera gear, including tripods, and eternal curiosity are welcome.  
Photo ideas, techniques and support will be shared in a friendly, informal basis.



*Registration does not include food.*

*Reminder:*

*Club membership in NYMACC includes all members of that club.*

*NYMACC member: \$10; non-NYMACC member: \$15*

*Registrants will be notified if rain date is necessary.*

*The detailed itinerary will be sent a few days prior.*

*Registration is limited to 30: first come, first serve.*

*All who pre-register will be notified a week or two prior  
to the official notice's distribution.*

*PRE-REGISTER*

**deborah.nymacc@gmail.com**

### **NANPA Workshops**

South Rim of Grand Canyon  
Adam Schallau  
May 19-22, 2025  
Tusayan, AZ



Wildlife of San Juan Island  
Diana McPherson  
June 3-6, 2025  
San Juan Island, WA



Mobile Magic: Smartphone  
Photography Mini-Workshop  
Charles and Melissa Needle  
June 5-8, 2025  
Denver, CO





## AIPAD Show

The annual fine art photo show, presented by the Association of International Photography Art Dealers, returns to the mother-ship, The Park Avenue Armory (643 Park Ave at East 66th Street), on April 23rd–27th. Sixty-five art galleries from around the globe will convene with book publishers and guest exhibitors for the world's longest-running art fair dedicated exclusively to photography.

Programming includes talks, walkthroughs, educational events, and the annual presentation of the AIPAD Award.

The show's public hours are:

Wed, April 23: 4 - 9 p.m.  
 Thu, April 24: 12 - 8 p.m.  
 Fri, April 25: 12 - 7 p.m.  
 Sat, April 26: 12 - 7 p.m.  
 Sun, April 27: 11 - 5 p.m.

Single day ticket prices are:

general—\$45  
 senior—\$25  
 student—\$20

General admission for the entire show is \$75

(Tax will be added to all ticket prices.)

Tickets, the daily schedule, and all the details are available on the AIPAD website  
[<www.aipad.com>](http://www.aipad.com)



## Dolphins and Whales

American Princess Cruises is the original NY Whale Watcher adventure with an unmatched sighting record of over 95%. The season runs from April 18th thru November 30th.

Cruises last 3 ½ hours and leave the Sheepshead Bay pier at 12 noon from May through September.

There are also 5:30 p.m. Sunday departures. Adult fares are \$69; seniors 65 and older save \$4. Group rates for 10 or more passengers are available.

To book your whale watching cruise, and learn about other American Princess Cruises' offerings, visit the website at  
[<www.americanprincess-cruises.com>](http://www.americanprincess-cruises.com)

## Scam Warning

submitted by Will Aimesbury

The FBI Denver Field Office has warned of an increasing number of scam websites offering free online file converter services.

Instead of converting files, the tools actually load malware onto victims' computers. The FBI warned specifically about ransomware attacks, browser hijackers, adware, and other unwanted programs.

The cybercriminals offer any kind of file conversion to attract victims. The common ones are converting .pdf files and .jpg files. There are also sites that offer to combine multiple images into one file.

Stolen information includes

- Social Security Numbers
- Financial information
- Passwords
- Email addresses

Caveat Emptor!

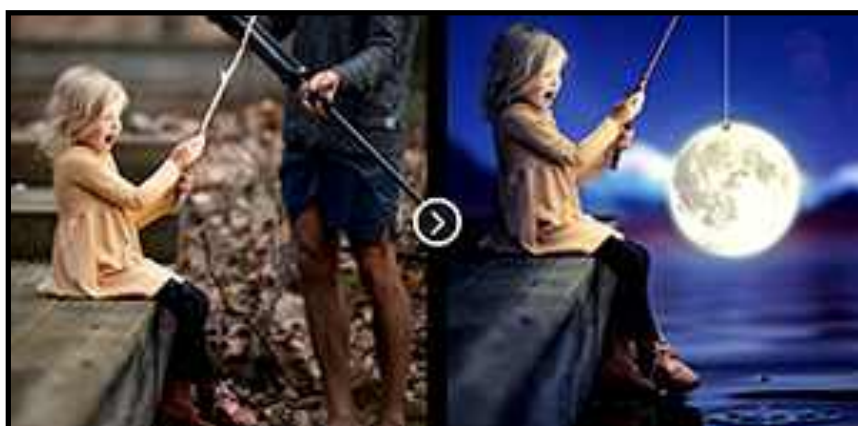
## Master Class

Discover the professional results you can achieve using the new Photoshop AI tools. Gain confidence when using Generative Fill in real world applications. Unravel all the great mysteries of getting the Generative Fill results you want. Use Photoshop AI to create stunning works of art.

*Photoshop AI Masterclass* is an easy-to-follow course that will allow even a beginner to effortlessly transform images with just a few easy prompts. Whether you want to use AI to remove fly away hairs, glasses reflections in a photo, or you want to completely transform an image; this course covers it all.

The instructor, Kristina Sherk <[www.sharkpixel.com](http://www.sharkpixel.com)> is an award-winning retoucher and accomplished Adobe Photoshop instructor.

The 9 lesson software runs for 3 hours and 25 minutes and sells for \$57, but can be found on sale for only \$27.



## Did You Know?

### *Optical Image Stabilization*

In low light, the camera often needs to use slower shutter speeds to let in more light. However, this can introduce motion blur from slight hand movements. OIS combats this by making

micro-adjustments in the lens or to the sensor, providing more stability during longer exposures.

Different manufacturers have different names for this technology...

Nikon—Vibration Reduction  
 Canon—Image Stabilizer  
 Konica/Minolta—Anti-Shake  
 Sony—SteadyShot  
 Pentax—Shake Reduction  
 Panasonic—MegaOIS  
 Leica—PowerOIS  
 Tamron—Vibration Compensation  
 Sigma—Optical Stabilization

## Threads of Time

Par Excellence and The Selects Gallery present *Threads of Time*, an exceptional exhibit uniting the creative visions of iconic American fashion and fine art photographer Robert Farber and Delphine Nobiliu, founder of Atelier Lebuissou, a Parisian textile studio specializing in haute couture embroidery.

*Threads of Time* weaves an inspiring cross-cultural dialogue between photography and embroidery, uniting a masculine American eye with a feminine French hand, and redefining art boundaries.

Robert Farber was a guest speaker at Park West earlier this year.

The exhibit runs through August 2025. The Selects Gallery is located in NoHo at 344 Bowery.



### Flickr Picks

The most popular cameras used to submit images to Flickr in 2024...

1. Apple iPhone 13
2. Apple iPhone 14 Pro
3. Apple iPhone 13 Pro
4. Apple iPhone 15 Pro Max
5. Apple iPhone 11



The most popular non-phone cameras used to submit images to Flickr in 2024...

1. Canon EOS R5
2. Canon EOS 5D Mk IV
3. SONY α7M III
4. NIKON D850
5. Canon EOS R6



The most photographed landmarks submitted to Flickr in 2024...

1. Times Square
2. Metropolitan Museum of Art
3. Empire State Building
4. Eiffel Tower
5. Space Needle

The most popular day photos were taken on Flickr in 2024 was... the 11th of May. Why? The largest solar storm in two decades hit our fair planet, causing the Aurora Borealis to be visible as far south as New Mexico in the United States.



Matthew Ludak  
 Philadelphia, PA  
 Anthony Gold Cup  
 Clay #1, Mingo  
 Junction, Ohio, 2023  
 Archival pigment  
 print, 18" x 27"  
 2024 Prize Winner

**THE 2025 PHOTO REVIEW  
 40TH ANNUAL  
 INTERNATIONAL  
 PHOTOGRAPHY  
 COMPETITION**

**JUROR:**  
**PETER FETTERMAN**, OWNER OF THE PETER  
 FETTERMAN GALLERY AND PUBLISHER OF  
 THE POWER OF PHOTOGRAPHY

**DEADLINE:**  
**MAY 15, 2025**

**SUBMIT TO:**  
**PHOTOREVIEW.ORG**

**PRIZES**  
**EXHIBITION • PUBLICATION • GEAR**

**HAVERFORD  
 COLLEGE**

*PhotoFlashDrive*  
www.photoflashdrive.com

**DIGITAL SILVER IMAGING**

**PHOTOGENIC  
 SUPPLY CO.**

**PHOTO  
 LOUNGE**

**thinkTANK**

**SHADES OF PAPER**

**RED RIVER PAPER**

**BOOKSMARTSTUDIO**

## Schedule of Activities

Park West Camera Club meets just about every Monday night (with some exceptions for a few holidays and a shortened summer schedule).

Due to the coronavirus pandemic and its aftermath, Club activities will be virtual using the Zoom software. Members will be emailed all the information necessary to log in and participate. Guests may request log-in details by emailing Park West Camera Club at <[pwccny@gmail.com](mailto:pwccny@gmail.com)>

Check the Club's Website <[www.parkwestcameraclub.org](http://www.parkwestcameraclub.org)> for late-breaking details on PWCC meetings and other Club activities.

Meetings begin at 7 p.m. except for the competitions which begin at 6:30 p.m. You may log-on using the Zoom software 15 minutes earlier.

Listed on the following pages, and marked with an asterisk (\*), are all **PWCC activities**. Also listed are **Photo Ops** (opportunities to take photos) and **Photo Events** (of interest to photographers).



Friday, April 11

Entry Deadline  
After Dark

Astrophotography, traffic, street lights—the possibilities are endless (or is that infinite?)—as long as your 10 entries were shot after the sun has set. We'll share all of the images at the meeting on Monday. Your images should be sized using the new Club sizing rules. See page 5 of this issue of *Photo Notes* for complete sizing and labeling instructions. Send your 10 images by 11p.m. to <[pwccny@gmail.com](mailto:pwccny@gmail.com)>



\* Monday, April 14  
Theme Night  
After Dark

Tonight we'll share our images shot after the sun has set in the west and the stars are shining bright above (whether or not they're in the photos).

## Celebrate...



Wed. Apr. 16h  
National Banana Day



Thu. Apr. 24th  
National Pig in a Blanket Day



Tue. Apr. 29th  
International Dance Day







© Nikhil Bahl

Tuesday, April 15

Photo Event

Sierra Photo

The New York City Sierra Club Photography Committee is holding its meeting tonight. This meeting will be on Zoom only. Purchase your ticket through Eventbrite. An \$8 donation is suggested. The speaker for the evening is Nikhil Bahl. He is a full-time professional photographer, environmentalist, author, photo educator, and visual storyteller. With a profound connection to nature, Nikhil draws his inspiration from the natural world, adopting innovative approaches to capture and interpret its beauty in ways that transcend the ordinary. For additional info on Nikhil, go to his web page <[www.nikhilbahl.com](http://www.nikhilbahl.com)> For additional info on the Photography Committee go to <[www.sierraphotonyc.com](http://www.sierraphotonyc.com)>



Fri-Sun, April 18-27

Photo Op—

Auto Show

The 125th annual New York International Auto Show is being held this week at the Javits Convention Center on the west side of Manhattan. It showcases an incredible collection of cutting-edge design and extraordinary innovation. The hours are: Monday through Thursday, 10 a.m. to 8 p.m.; Fridays and Saturdays, 10 a.m. to 10 p.m.; and Sunday, 10 a.m.-7 p.m. (including Easter Sunday). Adult admission is \$22 for ages 13+ and is valid for one day admission to the show.



Sunday, April 20

Photo Op—Easter Parade

Each year, on Easter Sunday, celebrants don festive finery and show off their very best bonnets along Fifth Avenue. Immortalized by Irving Berlin, the pageant is a New York City

tradition that stretches back to the 1870s. Starting at about 10 a.m. and continuing until 4 p.m., the informal parade marches north on 5th Avenue, from 49th Street to 57th Street. The best place to watch is from the area around St. Patrick's Cathedral (but it is quite crowded there); better yet, bring your bonnet and join in the parade yourself.

## SD Card Care

*Beware Water, Heat, And Dirt*

Similar to any electronic gear, SD cards don't respond well to being wet, to temperature changes or dirt.

Keep them away from spilled coffee or tea. Don't store your DSLR (or memory cards) in the trunk of your hot car and then bring it into an air-conditioned room.



The contact points of the memory card are especially sensitive. You can clean them with isopropyl alcohol, but make sure you don't scratch the contacts or give them a static electricity shock.

Use a plastic case to protect the cards.





© David Day

\* Monday, April 21  
Guest Speaker  
David Day

Tonight's guest photographer is David Day. He has always been intrigued by the interplay of light, shadows, color, and form. This interest led him to ICM (intentional camera movement) photography. His photography career focused on New England-themed black-and-white images for which he received many regional awards. After moving into ICM, David modified many commonly used techniques for application to the studio environment. You can learn more about David's work at [www.ddayicmart.com](http://www.ddayicmart.com) The curtain raiser this evening is relatively new Club member, Dudley Slater

Tuesday, April 22  
Photo Op  
Earth Day

Earth Day is an annual event to demonstrate support for environmental protection. First



held on April 22, 1970, it now includes a wide range of events coordinated globally. by [www.earthday.org](http://www.earthday.org) The official theme for 2025 is "Our Power, Our Planet," which emphasizes the responsibility we all share in transitioning to renewable energy sources and creating a sustainable future. What can you photograph to illustrate this theme?



\* Sunday, April 27  
PDI Workshop Deadline  
The deadline for submitting images for this Monday's PDI workshop is tonight at 11 p.m. Members may submit one or two images for a critique and

suggestions for improvement. Your images should follow the new Club sizing rules (.jpg/ 72ppi/2,000px on the longest side, maximum size of 2MB). See page 5 of this issue of *Photo Notes* for sizing and labeling directions. Images will be worked on with a variety of post-processing software. All Club members are invited to submit images and attend the meeting/workshop Send your images to this website [pwccny@gmail.com](mailto:pwccny@gmail.com)



\* Monday, April 28  
PDI Workshop

Tonight's PDI workshop is being held at our Monday night meeting to give members who are not available on Thursdays a chance to take part in the learning and fun. See the previous entry, for details. This Zoom meeting will begin at 7 p.m. The link to this meeting/workshop will be sent to the membership in the Club's weekly reminder.





\*

day, April 28

Image Deadline  
May Competition

Please note that PDI entries are due by midnight tonight for the May competition—the final monthly competition of the year. Images should follow the new Club sizing rules (.jpg/72ppi/2,000px on the longest side, maximum size of 2MB). See page 5 of this issue of *Photo Notes* for sizing and labeling directions. More information is available in the updated *PWCC Competition Manual*. Send your two entries to this Club email <[pwcccompetition@yahoo.com](mailto:pwcccompetition@yahoo.com)> If you want confirmation that your images were received, add this email address



<[hfklein@mindspring.com](mailto:hfklein@mindspring.com)>

Sunday, May 4

Photo Op  
Five Boro Bike Tour

This bike tour takes its riders through all five New York City boroughs. It kicks off at 7:30 a.m. from 6th Avenue and

Franklin Street (right around the corner from the Soho Photo Gallery) and then works its way through all the boroughs and ending up in Staten Island. It is not a race, just a 40-mile fun outing with lots of places to shoot the bikers (with a camera, of course). For all details and maps of the route,



© Meryl Meisler

go to <[www.bike.nyc](http://www.bike.nyc)>

\* Monday, May 5

May Competition

This is the Club's eighth and final monthly competition of the season. Who will win the top honors? What will the judge say about your images? Will you agree? The only way to find out the answers to these probing questions is to enter the competition and join the Zoom meeting. Complete rules are available in the Club's new *Competition Manual* on the PWCC website. Your PDI

entries must be submitted by midnight one week prior to today—that's April 28th. You may enter up to two PDIs. The judge tonight is Meryl Meisler. Inspired by Diane Arbus, Jacques Henri Lartigue, her dad, and grandfather, Meryl began photographing herself, her family, and friends while

enrolled in a photography class taught by Cavalliere Ketchum at The University of Wisconsin, Madison. Meryl returned to New York City in 1975 and studied with Lisette Model. In the 1970s Meryl photographed in New York City nightclubs and in the 1980s she

photographed residents of Bushwick, Brooklyn, while working as a public school teacher there. Her latest book, *Street Walker*, was published in late 2024 by Eyeshot Press. Learn more about Meryl at <[www.merylmeisler.com](http://www.merylmeisler.com)>







© Larry Racioppo



\* Monday, May 12  
Guest Speaker  
Larry Racioppo

Tonight's guest photographer is Larry Racioppo. He is the author of seven books of his photographs including *I Hope I Break Even*; *I Could Use the Money* and *Coney Island Baby*. Larry received a Guggenheim Fellowship in Photography and grants from the National Endowment for the Arts, the New York State Council on the Arts, among others. His photographs are in numerous collections, including the Museum of the City of New York, the Brooklyn Museum, the Brooklyn Public Library, and the National September 11 Memorial and Museum. Larry was a speaker and judge at Park West in the past. Learn more about Larry and his images at his website <[www.larryracioppo.com](http://www.larryracioppo.com)> and on his Instagram page <[www.instagram.com/larryracioppophoto](https://www.instagram.com/larryracioppophoto)> The curtain raiser for this evening is long-time PWCC member, Madeleine Barbara

**NYMACC**

Tuesday, May 13  
NYMACC Meeting

The New York Metro Area Camera Council is an umbrella organization for camera clubs and other photography groups and individuals in the New York metropolitan area. Park West is a founding member of the council. All Club members are invited to attend tonight's meeting to see what's going on around town, photographically speaking, of course. Their monthly Zoom meeting starts at 7 p.m. If you'd like to join the meeting contact NYMACC <[deborah.NYMACC@gmail.com](mailto:deborah.NYMACC@gmail.com)> for the Zoom link.

Saturday & Sunday, May 17-18  
Photo Op

International Food Festival  
The 9th Avenue Food Festival is one of the City's largest and oldest traditions—a celebration of cultural diversity through food. The fair offers both traditional festival treats like funnel cakes, mozzarepas, zeppolis, pickles, egg creams, and lots more fabulous food

you won't see at other food festivals. Here you'll also find Argentinian, Brazilian, Cajun, Cuban, Dominican, Ethiopian, Greek, Haitian, Moroccan, Irish, Ukrainian, and many other cuisines. But not only the food at the festival is international! There are also several stages with music and performances like German folk dancers, Celtic performers, Egyptian bellydancers, and Arabian scarf dancers. The Ninth Avenue Food Festival is held, on 9th Avenue (where else?) from 42nd Street all the way up to 57th Street. The hours are 10 a.m. until 6 p.m.

### SD Card Care

*Stop using a card when you get an error message*

No matter what error pops up in your camera or on your computer (after you plug in the card), stop using it at once. Ask your techy friends; post a question to your photography communities; bring or send it to a camera repair shop or service.

Better be safe than sorry!



\* Monday, May 19  
Business Meeting #4

Tonight is the fourth and final business meeting of the Club year. There will be plenty on the agenda including: election of next years ExCom officers; finalizing the details of the Otto Litzel Year-End Dinner; approving the Club's budget for next year; voting on the Constitutional amendment on the dissolution of the Club; and much more. All members should attend this meeting (on Zoom) and participate in the running of *our* Club.



\*Monday, May 19  
Entry Deadline  
Year-End Competition

PDI entries are due by 11:59 p.m. tonight for the Club's Year-End Competition. You may submit up to four images. All of them must have been entered in one of the past year's monthly competitions

(October 2024 through May 2025). They must be the exact same files that were previously used. NO CHANGES! See page 10 of this issue of *Photo Notes* for more details about this yearly PWCC culminating event. Send your four entries to <[pwcccompetition@yahoo.com](mailto:pwcccompetition@yahoo.com)> and send them as a backup to <[hfklein@mindspring.com](mailto:hfklein@mindspring.com)> as attachments (You can send them in one email by entering both email addresses in the "To" line.)



© April Anderson

Tuesday, May 20  
Photo Event  
Sierra Club Photo

The New York City Sierra Club Photography Committee is holding its meeting tonight. This meeting will be hybrid—on both Zoom and live at the SVA auditorium located on the 4th floor at 136 West 21st Street between 6th and 7th Avenues. Purchase your ticket through Eventbrite. An \$8 donation is suggested. The speaker for the evening is April Anderson. She is a photographer, editor and "Head Instigator" behind the *Art As Air Project* which explores the processes behind creativity, showcasing artists

## Celebrate...



Sat. May 3rd  
Kentucky Derby



Tue. May 13th  
National Apple Pie Day



Fri. May 23rd  
World Turtle Day

and issues facing our world, in the words and images of those who are in the front lines of change. Some of her videos include *Horses of Faroe* and *Fire & Iceland*. For more info on April, check out <[www.film-freeway.com/AprilAnderson](http://www.film-freeway.com/AprilAnderson)> For additional info on the Sierra Photo Committee go to <[www.sierraphotonyc.com](http://www.sierraphotonyc.com)>





\* Thursday, May 22

Expanding Visions 31  
Introductory Class

The 31st edition of the ever-popular photography class, *Expanding Visions*, begins tonight. The theme of this six-week workshop/class is "Classical Elements"—an assortment of techniques and subject matter pertaining to Earth, water, air, and fire. Tonight we will cover the structure of the class, the equipment you will need, and an in-depth look at the four weekly assignments and the term project. The class is free to PWCC members. The tuition for non-members is \$60 for all six sessions. (However, you can become a member of the Club for a year for the same price and you get the class included at no additional charge!!!) Non-members may sign up for *Expanding Visions* by sending an email with your name and contact info to us at [<pwccny@aol.com>](mailto:pwccny@aol.com)

Friday-Monday, May 23-26  
Photo Op—Fleet Week

Fleet Week—the annual four-day celebration honoring our Navy, the Coast Guard, and Marine Corps—with its flotilla of ships on the Hudson, many military demonstrations, and string of parties is how we



mark the beginning of summer fun here in New York City. This is the 43rd annual Fleet Week in the Big Apple. Check out some of these venues for great photo ops: along the West Side Highway in the vicinity of the Intrepid Sea, Air & Space Museum; down at the South Street Seaport; the Times Square area; and anywhere you might expect sailors on leave to hang out.



Monday, May 26  
Photo Op  
Memorial Day

Memorial Day, previously known as Decoration Day, is a federal holiday of mourning for the U.S. military personnel who have died while serving in the United States armed forces. During the day there are parades in many small towns and villages located throughout the metropolitan area. (Several years ago we

traveled to northern New Jersey to shoot a local tractor parade.) In the City, the Little Neck–Douglaston parade in Queens is the largest and Brooklyn's Memorial Day Parade is the oldest at 157 years. In the evening many communities celebrate the occasion with fireworks.

\* Monday, May 26  
No Meeting  
Memorial Day

There will be no meeting tonight in honor of the national holiday of Memorial Day.



\* Thursday, May 29  
Expanding Visions 31  
Assignment #1 Review

Tonight is the review session of the first assignment of the *Expanding Visions 31* class. This session will take place on Zoom at 6:30 p.m. Tonight's assignment is *Earth*—photos of the solid parts of our planet, natural or man-made, such as (but not limited to) mountains, deserts, grasslands, whatever else comes to mind. Remember to be creative!



## Table of Contents

### Club News

2	Who's Who at PWCC
3	President's Message
4	2024-2025 Schedule
5	Zooming
5	Pop-Up Trips
5	Submitting Images
5	Emailing PWCC
6	Sunshine Fund
6	Wanted!
6	Club Meeting Times
6	PWCC Image Deadlines
7	Club Participation Nites
8	Year End Competition
8	Election Procedures
9	Images of the Month
9	Cumulative Point Totals
10	Winning Images
15	Expanding Visions 31
17	ExCom Mtg Minutes
18	Business Mtg Minutes
22	Headshot Tips
23	Constitutional Amendment
23	42 Year Retrospective
24	March Presentation
25	Print Salon
25	Blood Moon Eclipse
25	Lifetime Members
25	Member Bios
26	Curtain Raisers
26	April Birthdays
26	Committee Liaisons
26	<i>Photo Notes</i> Deadlines
27	PSA Membership
27	Instagram
27	On the Website
27	Did You Know
28	PDI Workshop
29	Space Age Women
30	National Park Week
31	Did You Know?
32	Spring Time
33	You Be the Judge 10—Food
37	Curtain Raiser
38	Interpretations
44	Award Winner
44	What Do You Think?
45	Correction
45	Headshot Tip
45	Cairngorms Life
46	New Member Bio
46	Sky Replacement
47	NYMACC
47	Hill Street Gallery
48	About (Y)our Website
48	Did You Know?

### Photography News

49	Mobile Editing
49	Soho Photo Gallery Moves
50	Focus on Photography
50	New Book
50	AI Denied Copyright

50	View Finders
50	Photo Cartoon
51	Where to Go
52	Patterns
53	New From Apple
53	Portable Printing
53	DxO PureRAW 5
54	Where to Go
55	Aperture Moving
55	Galari: E-Paper
55	Did You Know?
56	Where to Go
57	Sony Shortlist
58	Photo Shorts
58	Panorama of the Month
59	Where to Go
59	Headshot Tips
60	Where to Go
60	New On YouTube
60	Medicare Fraud Tips
61	Going Retro
61	B&H—Save the Tax
61	Giga Updated
62	Using Your Camera
62	Headshot Tip
63	Using Your Camera
64	Photo Shopping
64	Road Trips
65	Photo Shopping
65	Headshot Tips
66	PhotoShopping
66	Depth Masks
67	PhotoShopping

### Exhibits, Workshops, Etc.

68	B&H Event Space
68	Instagram for Photographers
68	Tamron Spring Sale
69	PSA Conference
69	Sierra Meetings 2024-2025
69	Horizons Photo Conference
70	Women Street Photographers
70	NANPA Summit
71	BiLD expo
71	Invitation
72	Lynx and Eagle Photo Tour
72	Headshot Tip
73	Nature Photo Contest
74	NYMACC Field Trip
74	NANPA Workshops
75	AIPAD Show
75	Dolphins and Whales
75	Scam Warning
76	Master Class
76	Did You Know?
77	Threads of Time
77	Flickr Picks
78	Photo Review Photo Competition

### Schedule of Activities

79	Schedule Of Activities
80	SD Card Care
83	SD Card Care
86	Table of Contents