

# PHOTO NOTES

Park West  
Camera Club

December 2023



## ***This Issue***

Volume 86 • Issue 4

Club News.....	2 - 38
Photography News.....	39 - 52
Exhibits, Workshops, Etc.....	53 - 58
Schedule of Activities.....	59 - 64
Complete Index.....	65

Over 80 members' images inside!

The Park West Camera Club is an independent not-for-profit corporation. Guests are always welcome.

The PWCC newsletter, *Photo Notes*, is published every month by and for the members of the Park West Camera Club. Subscriptions are included with Club membership. Yearly subscriptions are available to non-members by email free of charge.

Submissions of full-length articles or smaller items of photographic or general interest are always accepted. The staff of *Photo Notes* reserves the right to edit any submissions which are published.

*Photo Notes* is optimized for viewing digitally.

### **Contact Information**

Website

[www.parkwestcameraclub.org](http://www.parkwestcameraclub.org)

Email Addresses

[pwccny@gmail.com](mailto:pwccny@gmail.com)

[pwccny@aol.com](mailto:pwccny@aol.com)

Club Mailing Address

PWCC

680 West End Avenue, #5D

NY, NY 10025



Cover Photo  
*On the Rocks*  
©2023 Chuck Pine

### **Club Officers**

<b>President</b>	Chuck Pine
<b>V. President</b>	Michael Schleiff
<b>Corres. Sec.</b>	Helen Bohmart Pine
<b>Rec. Sec.</b>	Christine Doyle
<b>Treasurer</b>	Joe Nawy

### **Committee Chairs**

<b>Archive</b>	Inactive
<b>Competition</b>	Hedy Klein Vacancy
<b>Field Trip</b>	Inactive
<b>Gallery</b>	Inactive
<b>House</b>	Inactive
<b>Membership</b>	Marlene Schonbrun Elena Pierpont
<b><i>Photo Notes</i></b>	Chuck Pine
<b>Program</b>	Marilyn Fish-Glynn Alice Somma
<b>Social</b>	Natalie Manzino
<b>Website</b>	Michael Schleiff Christine Doyle
<b>Workshop</b>	Ed Lee



## President's Message

### *Accomplishments*

The Club's November business meeting was a bit too hectic and a lot too long for my taste, but we did accomplish quite a bit of necessary business.

The first item on the night's agenda was a motion to add two at-large members to our Executive Committee. It was passed unanimously by the 31 PWCC members who were in attendance at the meeting.

We had a minor problem counting the votes since this was the first time we've had to do so in the Zoom era. We managed! And we'll try to work out a better procedure for future vote counting!

The next item considered was a suggestion to change our Monday night meeting times from 6:30 to 7 p.m. Due to the fact that our meeting times are not specified in the Club's Constitution nor the By-Laws, the long, drawn-out processes that we use for amending the Club's documents and holding our elections was not needed. We discussed the matter, we made suggestions, and now the ExCom will come up with a plan for meeting times. (Most likely, we will change all the meeting times to 7 p.m. except for the monthly competitions which will remain at 6:30 p.m.)

Details of the Holiday Party were discussed. Volunteers are



needed. An email was sent to the membership. Your rapid response is requested. (See the article on page 6 of this issue of *Photo Notes*.)

A preliminary version of the Club's new business card, complete with a QR code, was shared with the attendees. It looked great... but there were some suggestions made by the group. Please email any of your comments to Recording

Secretary, Christine Doyle. (Images of both sides of the proposed card are on page 6 of this issue of *Photo Notes*.)

A short discussion was held regarding the interruption of the guest speaker during his/her presentation. Many of us thought that the previous week's guest, although he asked for questions, was disrupted much too often. The ExCom will formulate rules to ameliorate this situation and still allow the members to air their comments.

For more details of these and other items, the Minutes may be found on pages 14-17.

Happy holidays, everyone.

*Chuck*

### **Photo Notes**

Publisher: Park West Camera Club

Editor: Chuck Pine

Committee: Madeleine Barbara, Elsa Blum, Ann Broder, Gladys Hopkowitz, Hedy Klein, Paul Perkus, Helen Pine, Puneet Sood, and Julie Wosk

Contributors: Evelyne Appel, Ann Broder, Christine Doyle, Julie Foehrenbach, Hedy Klein, Natalie Manzano, David Miller, Chuck Pine, Helen Pine, Larry Rubin, Michael Schleiff and Laura Toledo

*Photo Notes* is produced on a MacBook Pro using Apple Pages and Adobe Photoshop.

All uncredited images are royalty-free clip art or otherwise believed to be in the public domain.

Credited images remain the sole property of their copyright holders—all rights reserved.

**PWCC 2023-2024 Schedule**

September

- 3 Chuck Pine Labor Day Picnic
- 4 No Meeting (Labor Day)
- 11 Welcome Back—Summer Photos
- 18 Business Meeting #1
- 25 No Meeting (Yom Kippur)

October

- 2 Competition #1
- 9 Theme Night—Travel
- 16 Guest Speaker
- 23 Variations on a Theme
- 30 Halloween Shoot

November

- 6 Competition #2
- 13 You be the Judge—Flora
- 20 Guest Speaker
- 27 Business Meeting #2

December

- 4 Competition #3
- 11 Guest Speaker
- 18 Holiday Party
- 25 No Meeting (Christmas)

January

- 1 No Meeting (New Years Day)
- 8 Competition #4
- 15 Theme Night—Winter Holidays
- 22 Guest Speaker
- 29 Workshop—Bookmaking

February

- 5 Competition #5
- 12 Theme Night—Minimalism
- 19 Guest Speaker
- 26 You be the Judge—Fauna



March

- 4 Competition #6
- 11 Interpretations
- 18 Guest Speaker
- 25 Business Meeting #3

April

- 1 Competition #7
- 8 Theme Night—Spot Color
- 15 Guest Speaker
- 22 No Meeting (Passover)
- 29 Workshop

May

- 6 Competition #8
- 9 Expanding Visions 30 Introduction
- 13 Theme Night—Black and White
- 16 Expanding Visions 30 Assignment #1
- 20 Guest Speaker
- 23 Expanding Visions 30 Assignment #2
- 27 Business Meeting #4
- 30 Expanding Visions 30 Review #1

June

- 3 Year End Competition
- 6 Expanding Visions 30 Assignment #3
- 10 Otto Litzel Memorial Dinner
- 13 Expanding Visions 30 Assignment #4
- 17 ExCom Meeting
- 20 Expanding Visions 30 Review #2
- 24 Summer Programming Begins
- 27 Expanding Visions 30 Final Review

For full details see the “Schedule of Activities” at the end of this *Photo Notes* issue.

All Club Monday night meetings will be held using Zoom software unless otherwise stated in the “Schedule of Activities.”

Pop-Up Field Trips will be announced to those PWCC members who have signed up to receive the invitations.

## Zooming

Zoom is a web-based video-conferencing software tool that allows users to meet online. Zoom is compatible with Macs, Windows, smart-phones, and tablets. Zoom software is free to download to your devices.

The Club is using Zoom software to conduct all its meetings. An email will be sent to all PWCC members prior to virtual meetings. This email will contain the link to join the meeting. All you have to do is click on the link.

To download Zoom, go to [www.zoom.us/download](http://www.zoom.us/download) and click on the "Download" button. It's that simple!

Non-members who would like to join our Club meetings may request the link by sending an email to [pwccny@gmail.com](mailto:pwccny@gmail.com)

## Emailing PWCC

Send your competition images to...

[pwcccompetition@yahoo.com](mailto:pwcccompetition@yahoo.com)

Send your articles, images, etc. for *Photo Notes* to...

[pwccny@aol.com](mailto:pwccny@aol.com)

Send all other email to...

[pwccny@gmail.com](mailto:pwccny@gmail.com)

To contact Executive Committee members directly see the PWCC membership list for their personal email addresses.

## Pop-Up Trips

The Club instituted Pop-Up field trips this past summer. Just what is a Pop-Up (also called a Drop-In) trip, I hear you cry? It is a field trip that any one of our Club members wishes to go on without a lot of pre-planning and fanfare.

You decide where you want to go and when you want to go there. You send out an email to all the other PWCCers who signed up. That's it!

Whoever shows up will be a surprise. All you've got to do is shoot away and have fun doing it.

As an afterthought, it would be appreciated if all those who attend send a few images from the trip for *Photo Notes*. A short article would be nice but isn't necessary.



## Submitting Images

The Club has over a dozen activities this year which ask you to submit images. These include competitions, theme nights, workshops, classes, and more. Here's what you need to know:

Images must be in .jpg (JPEG) format and sized at 72 ppi resolution, 1400 pixels maximum width, and 1050 pixels maximum height. [*Do not exceed these maximums!*]

Competition images must be titled as follows:

LastNameFirstInitial\_Month  
Year\_Title.jpg

*for example*

JonesM\_Jan23\_Flower.jpg

Other images should be titled as follows:

Name\_Number\_Title

You may use your first and/or last name/initial. If you want your images shown in a particular order, number them 01, 02, etc. Use a real title, not the image number that came out of the camera.

*for example*

MaryJ\_07\_Flower

Read each entry in the Club's Schedule for special instructions, if any.



...to the Park West Camera Club Holiday Party!!! This will be our first holiday get-together since 2019—the start of the Covid-19 pandemic.

The menu will consist of hors d'oeuvres and appetizers, pizza and salads, desserts, and beverages, and maybe a surprise or two.

The cost for members and guests is \$20 per person.

You may send a check, made out to PWCC. Mail it to Marlene Schonbrun 315 Riverside Drive, # 5E, New York, NY 10025. (No cash in the mail, please.)

You may also pay at the door (check or cash) BUT you must email us at least one week in advance to let us know you'll be coming and how many guests you'll be bringing.

[pwccny@gmail.com](mailto:pwccny@gmail.com)

Monday night • 6:30-9 p.m.  
680 West End Avenue #5D  
(enter on West 93rd Street)



### Proposed Club Business Card

**PARK WEST CAMERA CLUB**  
pwccny@gmail.com • pwccny.id@icloud.com  
Monday Evening Zoom sessions 8:30 pm  
www.parkwestcameraclub.org

**PARK WEST CAMERA CLUB** Presentations By Leading Photographers  
Competition  
Workshops Field Trips  
Critiques  
Demonstrations  
Digital Imaging  
Meetings Monday Evening  
www.parkwestcameraclub.org 6:30 Zoom Session



**Sunshine Fund**

A motion was passed at a Club business meeting to establish a Sunshine Fund as part of the Social Committee. The responsibilities of this new entity are to acknowledge birthdays, deaths, births, illnesses, and any other life events that impact our Club members and their families.

Long-time Club member Natalie Manzano has volun-

teered to take on this task for the Club. She has already purchased the necessary stationery to be able to express the sentiments of the Club and its members.

But Natalie needs your help in achieving the Club's goals through this committee. It would be great if each and every member could give her the month and day of their birthday (no years, please).

In addition, if you could let Natalie know of any life events that occur to any of our members, you or someone else, both present and past members, that would be great, too.

917-757-7086

<[bklynnat@hotmail.com](mailto:bklynnat@hotmail.com)>

**WANTED!**

Uncle Sam pointing

**PWCC members to volunteer for all Club committees.**

**This Club operates by committee. It is only as strong and as exciting as the members make it.**

**We have 10 active committees which do everything from setting up chairs to passing the prints, to greeting guests.**

**It's your Club—join in and do your part!**

**PARK WEST CAMERA CLUB**

**Club Meeting Times**

All Park West Camera Club Monday night meetings will begin at 6:30 p.m. Starting in January our meetings will begin at 7 p.m. (except for the monthly competitions which will begin at 6:30 p.m.)

You may sign into Zoom 15 minutes earlier for chit-chat, to ask questions, or to hang out before the meeting.

The link to join the Zoom meetings is sent out to all Club members in our *Weekly Reminder* every Friday.



**PWCC Image Deadlines**

<u>Event</u>	<u>Submission Deadline</u>	<u>Event Date</u>
Competition #4	Jan. 1st	Jan. 8th
Theme-Holidays	Jan. 13th	Jan. 15th
Competition #5	Jan. 29th	Feb. 5th
You Be the Judge 8	Feb. 5th	Feb. 26th
Theme-Minimalism	Feb.10th	Feb. 12th

## Club Participation Nites

This coming year there will be 10 programs that require member participation. Here's a quick rundown on these fun and educational activities...

*[Note—the entry deadlines for most of these activities is two days prior to the event, but not the You Be the Judge competitions—these have a one month lead time!!!]*

- September 11th—*Welcome Back* What did you do over the summer months? Share up to 10 images to tell your story. Entry deadline: September 9th.

- October 9th—*Theme Night (Travel)* Send in 10 images from one of your recent trips within the city, across the country, or around the world. Entry deadline: October 7th.

- October 23rd—*Variations on Your Theme* Submit two versions of the same image. Make whatever changes you feel tell your story best. It's up to you. Entry deadline: October 21st.



- November 13th—*You Be the Judge (Flora)* You may submit one flower or plant image that has never before been seen at any Club activities. Each entry will be scored and commented on by all participating Club members. Winners will be announced tonight. Entry deadline: October 16th.

- January 15th—*Theme Night: Winter Holidays* Merry Christmas, Happy Chanukah, Gobble-Gobble-Gobble, you choose the holiday and enter up to 10 images relating to it. Limit your images to only a single holiday. Entry deadline: January 13th.



- February 12th—*Theme Night (Minimalism)* Share up to 10 of your images where "Less is More" is the saying of the day. Entry deadline: February 10th.

- February 26th—*You Be the Judge (Fauna)* You may submit one animal image (mammal, fish, bug, whatever) that has never before been seen at any Club event. Each entry will be scored and commented on by all Club members. Winners

will be announced tonight. Entry deadline: January 29th.

- March 11th—*Interpretations* The Club will provide the base images. The members will alter them in any way they see fit. Let your imagination and software skills be limitless.



Entry deadline: March 9th.

- April 8th—*Theme Night: Spot Color* Pick a color, any color and let that choice be the only color in the image; The rest of the image should be B&W or very muted colorwise. Submit up to 10 photos—you may use the same spot color in all of your shots, or switch 'em up. Entry deadline: April 6th.

- May 13th—*Theme Night (Black and White)* There's more than one way to skin a cat and to convert an image to black-and-white. Select your favorite method and show us what you can do in monochrome. Limit of 10 images, please. Entry deadline: May 11th.



**Images of the Month**

December 2023

**PDI-of-the-Month**

*Tree* by Kris Moran

**Honors**

*House with Vines* by Betsy Currier

*Moonscape* by Sonia Durante

*Central Park Bridge* by Jill Greiss

*Palouse Sunrise* by Jeff Langford

*Tunnel* by Kris Moran

*On a Manhattan Street* by Paula Paterniti

*Ready for Takeoff* by Chuck Pine

*F 11* by Alec Rill

*F 12* by Alec Rill

*Shapes* by Michael Schleiff

*Bonding* by Peggy Winkelman

A great big “thank you” to this month’s judge, Jay Cohen, for his consistent scoring and insightful and helpful commentary.

So far this year we’ve had 50 different Club members competing in our monthly competitions—43 in the December contest.

**Cumulative Points**

(Through December 2023)

by Hedy Klein

Laura Toledo	44	Hedy Klein	26
Nicole Dosso	42	Peggy Winkelman	26
Natalie Manzino	42	Paula Paterniti	24
Michael Schleiff	42	Bill Apple	22
Janet Susin	42	Elayne Dix	22
Ann Broder	40	Julie Foehrenbach	22
Rain Bengis	38	Kris Moran	22
Jeff Langford	38	Marlene Schonbrun	22
Puneet Sood	38	Will Aimesbury	20
Richard Gold	36	Florence Forman	20
Doris King	36	Paul Grebanier	20
Elena Pierpont	36	Tom Quackenbush	20
Madeleine Barbara	34	Julie Wosk	20
Albyn Davis	34	Dottie Mills	16
Jill Greiss	34	Dudley Slater	16
Chuck Pine	34	Justine Carson	12
Alec Rill	34	Alice Somma	12
Evelyne Appel	32	Larry Rubin	10
Jay Bitkower	32	Dov Bieber	8
Christine Doyle	32	Virginia Lawrence	8
Charles Levin	32	David Miller	8
Sonia Durante	30	Harvey Weinstein	8
Larry Sapadin	30	Joe Zarba	8
Betsy Currier	26	Karen Corrigan	4
Carlton Johnson	26	Marvin Fink	4

This month’s winning images—the PDI-of-the-Month and Honors—are shown on the following four pages.

Congratulations to the winners in this season's third monthly competition. And a great big "thank you" to all who entered, competed, and watched.



Image of the Month  
*Tree*  
© Kris Moran

Continued on next page



A with Honors  
*House With Vines*  
© Betsy Currier



A with Honors  
*Moonscape*  
© Sonia Durante



A with Honors  
*Central Park Bridge*  
© Jill Greiss



A with Honors  
*Palouse Sunrise*  
© Jeff Langford

Continued on next page



A with Honors  
*Tunnel*  
© Kris Moran



A with Honors  
*On a Manhattan Street*  
© Paula Paterniti



A with Honors  
*Ready for Takeoff*  
© Chuck Pine

Continued on next page



A with Honors  
*F 12*  
© Alec Rill



A with Honors  
*F 11*  
© Alec Rill



A with Honors  
*Shapes*  
© Michael Schleiff



A with Honors  
*Bonding*  
© Peggy Winkelman

**ExCom Mtg Minutes**

by Christine Doyle  
Recording Secretary

November 21, 2023  
via Zoom

Participating: ExCom members  
President Chuck Pine,  
Vice President Michael Schleiff,  
Treasurer Joe Nawy,  
Corres. Secy. Helen Pine, and  
Rec. Secy. Christine Doyle.

Meeting called to order at 7  
p.m.

The meeting was called to  
discuss current issues and  
possible agenda items for the  
upcoming business meeting  
on November 27th.

1. Proposed Change to the  
Club’s Constitution:

At the business meeting in  
May, Joe proposed that the  
Executive Committee be  
expanded to include 2 “at  
large” members, as a way  
to generate more interest  
in Club activities and diver-  
sity of opinion. A draft of  
the new language has been  
prepared and published in  
*PhotoNotes*. Chuck noted  
that most of the camera  
clubs that he’s aware of  
don’t invite members to  
vote on club activities,  
unlike PWCC. Helen  
suggested as an alternative  
that members be encour-

aged to attend Executive  
Committee meetings,  
instead of expanding the  
board. If this is approved  
by the members, nomina-  
tions for the “at large”  
members will be solicited  
by the Nominating Com-  
mittee next March. The  
procedure for conducting a  
ballot for these seats, if nec-  
essary, will be determined.

2. Joe Nawy reported on  
preparations for the holi-  
day party on December  
18th. The menu will consist  
of pizza, salads, appetizers,  
snacks and desserts. It is  
assumed that 35-40 mem-  
bers will attend, which, at  
\$20/person, would raise up  
to \$800. The Club will cover  
any expense over and  
above this amount. Joe will  
be meeting with other  
members of the ad hoc  
group that is planning  
the holiday party, and will  
report to the whole Club on  
November 27th.
3. Member Jeffrey Langford  
suggested that the starting  
time for the meetings  
should be moved back to  
7 p.m., to give members  
who are still working extra  
time. This will be put to  
members for discussion  
and a vote.
4. It was agreed not to remove  
references to the print com-

petition in the Competition  
Manual, for the time being.



5. The Executive Committee  
discussed whether to stop  
calling digital images  
shown at competitions  
“PDIs” (projected digital  
images), since they are no  
longer projected onto a  
screen. No decision was  
reached.
6. Chuck received an invoice  
for the annual incorpora-  
tion fee (\$235) from Incor-  
porate.com; he will pay the  
bill and put in for reim-  
bursement. Michael noted  
that the website renewal fee  
will be due in December,  
which he will also pay and  
put in for reimbursement.  
Joe asked that he be noti-  
fied of all such payments.
7. Joe will present projected  
expenses for the 2023-24  
Club year at the business  
meeting. A more formal  
budget will be submitted  
in March.

Continued on next page

- 8. The Executive Committee liaisons to the active committees are as follows:
  - Chuck = *Photo Notes*
  - Michael = Competition and Website
  - Joe = Social and Wkshp.
  - Helen = Membership
  - Christine = Program
- 9. It was agreed to discuss the future of the Cub, in particular future Club leadership, at the business meeting.
- 10. The Executive Committee agreed to add to the agenda issues raised by Bill Apple in his November 20th email.
- 11. The meeting was adjourned at approximately 8:05 p.m.

**Bus. Mtg. Minutes**

by Christine Doyle  
Recording Secretary

November 27, 2023  
via Zoom

Participating: ExCom members  
President Chuck Pine,  
Vice President Michael Schleiff,  
Treasurer Joe Nawy,  
Corres. Secy. Helen Pine, and  
Rec. Secy. Christine Doyle.

I. Call To Order: Chuck Pine called the meeting to order at approximately 6:30 p.m. There being 31 members present, a quorum was met. Chuck introduced the members of the current Executive Committee [see above]

II. Minutes of the Previous Business Meeting: By motion, members present agreed to waive the reading of the minutes of the September 18, 2023 Business Meeting. (They were published in the October 2023 issue of the *Photo Notes*, which is available on our website.)

III. Treasurer’s Report: Joe Nawy presented the report for the time period June 30 through November 24, 2023 [The treasurer’s report is not for the general public. It will be emailed to members of the Club under separate cover.]

IV. Committee Reports (these reports are from committees that are active; the Archive, Field Trip, Gallery, and House Committees are currently not active due to Covid-19):

Competition: Chair Hedy Klein noted that images for the December competition must be submitted by midnight tonight. She asked members to check the sizing and resolution settings before submitting, and to check with her if they have any questions. Also, please cc Hedy to request confirmation of receipt.

Membership: Co-chair Marlene Schonbrun reported that the Club has 82 paid members as of this date, five of whom are new members. In addition, a former (unnamed) member will be rejoining.

*Photo Notes*: Chair Chuck Pine asked that any content for the next issue of the newsletter be submitted by Monday, night December 4th. Members are invited to submit articles, portfolios, and other images of interest at any time prior to that. The November issue has been circulated and is posted on the website.

Continued on next page

**Landscape Photo Tips**

**The Golden Hour**

This magical time, shortly after sunrise and just before sunset, offers soft, warm, and diffused light, perfect for capturing the essence of any landscape.



**Understand Dynamic Range**

Master the balance between light and dark in a scene. This knowledge is crucial when dealing with bright skies and contrastingly very dark landscapes.

Program: Co-chair Marilyn Fish-Glynn reported that the following judges and speakers have been booked. She is working on lining up judges and speakers for the rest of the year.

Judges:

- December - Jay Cohen
- January - Jason Langer

Speakers:

- December - Chris Murray
- January - Joel Simpson

Social/Sunshine: Chair Natalie Manzino reported that birthday cards are being sent out to members. Please let her know your birth date (year not necessary), or any other life event, if you would like to receive a card. In addition, Natalie announced her intention to step down from chairing the Social Committee. She will continue to send out Sunshine Committee cards.

Website: Co-chair Michael Schleiff reported that all recordings of the monthly competitions are posted on the website for 30 days. Recordings of guest speaker presentations are posted where the speaker gives consent, and remain on the website. He asked members to send him any ideas on new content. The website appears to be one of the main ways new members learn about the Club, in addition to our membership in

the Photographic Society of America (P.S.A.) and New York Metro Area Camera Council (NYMACC).

Recently there was a technical issue that caused the loss of the *PhotoNotes* newsletter archive. Michael is working to restore them.

Workshop: No report.

Print Salon: No report.

V. Old Business

A. Constitutional Change— Adding two “At-Large”

Members to the Executive Committee: A proposal to add two “at-large” members to the Executive Committee was made at the September business meeting, and proposed new language to be added to the Club’s constitution was published in the November issue of *Photo Notes*. (Please note that the version printed in *Photo Notes* misstated the quorum as 5 of 7 Executive Committee members. The correct number is 4 of 7.) Such a change must be voted on by members at a business meeting, and in order to pass it must receive 3/4 of the votes of those members in attendance (in this case, at least 24 of 31). Members engaged in a discussion of the merits of such a change, including the responsibilities of an at-large

member (i.e., attend and participate in Executive Committee meetings) and the work of the Nominating Committee, which will be activated in March 2024.

After the discussion, a roll call vote was held. The vote tally was: 30 in favor, 0 opposed (the 31st member who joined at the beginning of the meeting had left). The change was passed and the two at-large members will be included among the officers when a new Executive Committee is voted on in May 2024.

[The text that will be added to the Constitution appears on the following page.]

B. Monday Night Meeting Times: At the previous Business Meeting, member Jeff Langford suggested changing the start time of the meetings to 7 p.m., to accommodate members who are working and could use some extra time to get home and ready for the weekly Zoom. A discussion ensued, including whether such a change would make monthly competition nights end even later. Several suggestions were made on how to make competition nights move faster, including limiting the number of entries to one

Continued on next page



per member; limiting the length of time the judge can spend on each image; starting competition nights at 6:30 p.m.; and allowing judges to review the submissions prior to the start of the meeting. The Executive Committee will discuss this further and report back to the Club. It was agreed that competition entries will be ordered alphabetically from A-Z and Z-A on alternate months.

C. Holiday Party: Joe Nawy reported on the Holiday Party, which will take place on Monday, December 18th, at Chuck and Helen Pine’s apartment. He, along with Elayne Dix and Marlene Schonbrun, have been researching and planning the party. The menu will offer pizzas, salads, appetizers, snacks and desserts. The cost will be \$20 per member/guest; Marlene will collect the money. A sign-up sheet for volunteers to help before, during and after the party will be sent out with the announcement later today.

D. Club Business Card: Christine presented a proposed new Club business card, which was created by member Will Aimesbury. It includes a QR code to direct potential members to the Club website. A small number will be printed, and members will be able to keep a copy on their phones.

Christine asked members to email her any corrections and suggested changes to the card.

E. Halloween Night Out: There was a Club meet-up on the Upper West Side on the day before Halloween, however, only four members attended. While many of these Club meet-ups are not well attended, the Club will continue to schedule them.

F. Ruth Formanek Recognition: Former long-time PWCC member Ruth Formanek will be celebrating her 100th birthday this week. Natalie will send her an e-card from the Club.

VI. New Business

A. Questions/Comments for Guest Speakers: The Executive Committee has decided to implement a policy of requiring members to withhold their questions during guest speaker presentations until after the talk is over.

B. Competition Restrictions–Clip Art, AI, etc.: The current competition manual allows members to use clip art and other composites as long as they are created by the member. It also allows members to use outside services for printing and scanning. With the in-

**Constitution Changes**

[The new text appears in RED.]

ARTICLE IV - OFFICERS

Sec. 3 The Executive Committee

- (a) The Executive Committee shall consist of the officers of the Club; **two elected at-large members**; and the non-voting President Emeritus. Members of the Executive Committee shall serve as liaisons to the committees as appointed by the president.
- (b) It shall meet **five times during the Club year: prior to each of the four business meetings in September, November, March and May, and a planning session in June after the end of the Club year. It shall meet more often** if the situation requires extra meetings. Such extra meetings shall be called upon the request of any member of the Executive Committee.
- (e) Quorum of the Executive Committee shall be **four (4) of the seven (7) members.**

creasing presence of AI in photo editing software, the question of whether and how to revise the competition manual was raised. Following a discussion, it was agreed to table the issue until the next Business Meeting in March 2024,

Continued on page 24

## You Be the Judge

This 7th iteration of *You Be the Judge* had a theme—flora. It was interpreted in many different ways by the 31 Club members who submitted their images. 41 PWCCers scored and commented on the images.

The scores ranged from 101 total points to a whopping 176 points. (The highest possible score—if all the ballots gave it five points—would have been 205 points.)

13 images received over 140 points and were awarded an “A.” Out of these, eight images scored over 150 points and were given “A with Honors.” Finally, the highest scoring photo was named “Image of the Night.”

Congratulations to all the winning image makers! And to all who entered this *You Be the Judge* competition, thank you for competing.


Here are the top 13 images from the night’s contest...



Winning Image  
*Tulip*  
 © Virginia Lawrence



Continued on next page



A with Honors  
*Fronds*  
© Natalie Manzino



A with Honors  
*Flower Purple*  
© Sonia Durante




A with Honors  
*Mimosa Tree*  
© Peggy Winkelman



A with Honors  
*Yellow Flower*  
© Harvey Weinstein

Continued on next page



A with Honors  
*Flower Power*  
© Helen Pine



A with Honors  
*Orchid 1*  
© Jill Greiss



A  
*A Rose*  
© Evelyne Appel



A with Honors  
*Orchids*  
© Michael Schleiff

Continued on next page



A  
*Inside the Flower*  
© Marlene Schonbrun



A  
*Water Lily*  
© Dorothy Mills



A  
*Peonies*  
© Paula Paterniti



A  
*Flower and Friend*  
© Carole De Beer

If you were one of the 31 members who sent in an image to *You Be the Judge 7—Flora* and would like to know your score and have the list of comments made by your fellow PWCC members, send an email request to [<pwccny@aol.com>](mailto:pwccny@aol.com)

## Halloween

Members were asked to submit some of their images from this past Halloween. They could have been from the Club's Night out, from the Village Parade, or from anywhere else for that matter.

Here are some of the ones we received...




©2023 Ayman Ibrahim



©2023 Chuck Pine



©2023 Christine Doyle



©2023 Helen Pine

Continued on next page



©2021 Joan Slatkin



©2006 Marlene Schonbrun



©2006 Richard Gold

©2022 Janet Susin



©2023 Charles Levin



©2023 Susan Hoehn

**Print Salon**

by Larry Rubin

Eleven Print Salon members participated in the December workshop at which Ann Broder demonstrated techniques in the use of layers in preparing and presenting images. Below are two photos from the meeting.

The next meeting of the Print Salon will be on Tuesday, December 12th, at 4:30 p.m., at my place. We will be discussing prints the members have produced based on two infrared images submitted by Betsy Currier.

The address is:  
740 West End Avenue  
(at 96th Street) Apt. PH-B

My phone number is:  
(917) 596-8500

If you would like to attend please let me know at the above phone number.



**Bus. Mtg. Minutes**

(continued)

and abide by the current rules until then.

C. Other Items: No other new items.

D. From the Floor: Natalie Manzino will email Chuck and Helen regarding her intention to step down as chair of the Social Committee.

VII. Good and Welfare

A. From the Chair: No Good and Welfare to report.

B. From the Floor: No Good and Welfare to report.

VIII. Adjournment: There being no further business, the Zoom meeting was adjourned at approximately 8:10 p.m.



## PDI Workshop

The November PDI (projected digital image) Workshop had eight Club members sharing a couple of their images to receive some comments and to see what could be done with their shots to improve them through some of the available software.

Here are some of the results from the workshop...



Betsy Currier's *Hand Pump with Goldenrod* needed to be made straight. We used **Edit > Transform > Distort** to accomplish that task. We then brightened the image using the **Shadows Slider** in Photoshop's **Image > Adjustments > Shadows/Highlights** tool.



This grab shot by Michael Schleiff appeared to have a "crunchy" background—perhaps from over-processing. We used the **Select Subject** tool which selected the couple and the woman walking by and then went to **Select > Inverse** to select the background. A **Gaussian Blur** filter was applied. And, voila!



Continued on next page



Evelyne Appel’s *Wolf* was too blue and had too many distracting elements which detracted from the beast. We liked the framing by the branches, but not where they intersected with the wolf—we removed them using small increments with the **Clone** tool. We also used the **Spot Healing Brush** to remove some dark objects on the edges of the image. Finally, we used the **Hue/Saturation Adjustment Layer** to remove the blue cast from the entire image.



This interesting shot of a *Roof Pool* by Laura Toledo was difficult to read. We **Cropped** in from the top and the bottom to remove some distracting structures. We opened up the darker areas using the **Shadows Slider** in the **Camera Raw filter**. As a final touch, we used a **Hue/Saturation Adjustment Layer** to increase the saturation of the **Cyans** and the **Yellows**.



Continued on next page



Janet Susin presented us with two versions of the same image of the city skyline as shot from Gantry Plaza State Park in Long Island City. She wanted to know which we preferred. I don't think we helped her very much. Some of us liked the muted colors of the Manhattan buildings while others leaned towards the black-and-white interpretation. What do you think?



Paul Grebanier's shot of the Mercier Market was shot from the roof of Gladys Hopkowitz's apartment building on the night of the Club's Labor Day Picnic. Some of us felt that trash on the bottom of the image was too distracting. Some felt that there was too much of the building above the awning. All this, and more, were ameliorated with judicious use of the **Crop tool**.



Continued on next page



*Subway Rush* by Charles Levin captured a moment all of us have experienced—the hustle and bustle of the rush hour down in the subway. We used the **Crop tool** to remove the one straggler on the right to hone in on the action. The only other change we made was using the **Yellow slider** in a **Hue/Saturation Adjustment Layer** to reduce the yellow cast caused by the mixed lighting sources.



Carlton Johnson’s portrait, *Jacky*, was pretty good as it was originally shown. Some of us, however, noticed a white halo around her hand and chin. This was corrected by using the **Blur tool** at 50% to eliminate the problem. [Note—it might not be possible to see the changes as reproduced in *Photo Notes*.]



*This is a monthly Club event. All members are invited to join in either with images or to make comments and/or suggestions. The first ten to submit images will be used for demonstrations and discussions.*

## Curtain Raisers

by Helen Pine

Curtain raisers are short (*no more than five minutes*) photography programs (*with a minimum of narration*) presented by Club members prior to our guest speakers.

Dec. 11th	Larry Sapadin
Jan. 22nd	Bruce Byers
Feb. 19th	Natalie Manzino
Mar. 18th	George Corbin
Apr. 15th	Marilyn Thy-pin
May 20th	Paula Paterniti



## December Birthdays

by Natalie Manzino

Here's the list of the Club members who celebrate their birthday during this month:

- Carol De Beer
- Christine Doyle
- Pat Garbarini
- Ayman Ibrahim
- Doris King
- Dorothy Mills
- Joe Nawy
- Elena Pierpont
- Larry Sapadin
- Marlene Schonbrum

[If you'd like to have your name added to the list contact Natalie via email or at a meeting.]

## Committee Liaisons

The Executive Committee (ExCom) has decided to continue for this coming year with the committee liaison model to spread the responsibility among the entire Executive Committee.

Here's how it'll work:

Each ExCom member (the five elected officers) will be assigned committees as a liaison. Each committee chair or co-chair will report to the ExCom through this liaison. In this manner, it is felt that communication will flow much more smoothly, in both directions, between the committees. In addition, any concerns raised by the ExCom will be passed along to the committee chairs through the liaisons.

Here are the committee liaison assignments for this Club year:

Archive	inactive
Competition	Michael
Field Trip	inactive
Gallery	inactive
House	inactive
Membership	Helen
Photo Notes	Chuck
Program	Christine
Social	Joe
Website	Michael
Workshop	Joe



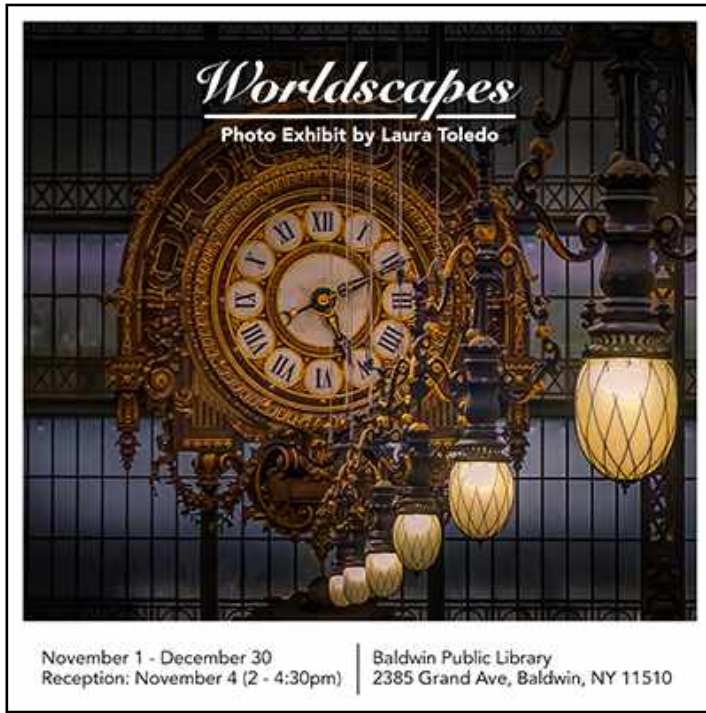
## Photo Notes Deadlines

<u>Issue</u>	<u>Deadline</u>
January	Jan 8th
February	Feb 5th
March	Mar 4th
April	Apr 1st
May	May 6th
Summer	June 3rd

The sooner articles and items are submitted to *Photo Notes*, the quicker the editing and revision process can begin. Once all items are in place the draft copy of *Photo Notes* will be sent to the editors who will then have several days to edit and return their comments.

Upon completion, the *Photo Notes* issue will be sent to all members and to the Website Committee to be uploaded to <[www.parkwestcameraclub.org](http://www.parkwestcameraclub.org)>





## Worldscapes

by Laura Toledo

I have a solo show at the Baldwin Public Library—2385 Grand Ave, Baldwin NY—running through December. The show is called *Worldscapes* and features landscapes from my recent trips.



### Mark your calendar!

Expanding Visions 30 is not too far around the bend or over the next hill.

- Thursday nights starting on May 9th continuing until June 27th.
- From 6:30 p.m. to 8 p.m.

There will be 4 shooting sessions/destination field trips and 4 Zoom sessions (an intro to the assignments and 3 review sessions).

The class is free to PWCC members.

Invite your friends and fellow photographers. All are welcome.

The cost for non-Club members is \$10 per class session—the first session, the Introduction, is free. That's a total of \$70. Joining Park West for a year is only \$50—the choice is up to you. All payments are due by the first assignment on May 16th.

The theme running through the 4 weekly

assignments and the term project is *Reflections*.

- ...in store windows
- ...in cars
- ...in water
- ... in polished surfaces
- ... in mirrors



## Monthly Scavenger Hunt

Each month, for the next year or so, or until interest in this activity dies down, *Photo Notes* will ask PWCC members to submit an image with a “street photography” theme.

Please submit one (and only one) image which fills the bill. Size your image as you would for a Club competition (1400px maximum width, 1050px maximum height, 72 ppi resolution, and in the s-RGB color space).

No winners. No points. Just lots of fun!

Send your image to us at [<pwccny@aol.com>](mailto:pwccny@aol.com) no later than December 31st.

This month’s theme is...



**Outdoor Café:** There is a certain charm to al fresco dining and it’s a great place for people watching. Capture patrons sipping coffee, or chatting, or simply watching the world go by.

## November’s Scavenger Hunt Images



*Crossing*  
© Helen Pine



*Street Crossing*  
© Paul Grebanier

*Park Crossing*  
© Elayne Dix



Continued on next page



*Dancing in Paris*  
© Evelyne Appel



*Juggler*  
© Marlene Schnobrun

# SCAVENGER HUNT!



*Untitled with the Flow*  
© Hedy Klein

*Traverser la Rue*  
© Chuck Pine








### PSA Membership

The Club is a member of PSA, the Photographic Society of America. Are you?

#### Benefits of Membership

- PSA-Recognized Exhibitions
- Study Groups
- Photography Recognition
- Society Recognition
- Monthly Journal
- Online Education Course
- Personal Gallery Page
- Individual Competitions
- Member Discounts
- Webinars



Enjoy photographic opportunities, seminars, workshops, and meeting members from around the world.

Speakers, workshop leaders, schedules, and registration information will be available in the near future at the website <[www.psa-photo.org](http://www.psa-photo.org)>



# Instagram

by Julie Foehrenbach

PWCC is on Instagram!

The Club launched a page on Instagram in December of 2021. Instagram is a social media platform that focuses on pictures more than words. It just seemed a natural for a camera club. Other local clubs, including Sierra Club NYC and the Bronx Photographic Society, have had a presence on Instagram for several years.



Our goal is to attract new followers and, potentially, members to join Park West.

Our approach is to post only those images entered in PWCC Competitions that earn a score of A or higher, and whose owners have allowed their work to be posted.

As of late October 2023, we have 409 posts and 423 avid followers—and growing.

To visit the PWCC page, download the Instagram app on your mobile phone or go to [instagram.com](https://www.instagram.com) on your computer. You don't have to post anything to be able to see the work of others. Search for @Parkwestcameraclub. And once you're on Instagram, be sure to follow our page.

## Landscape Photo Tips

### Shoot Close to Home

Familiar surroundings can be a treasure trove of photographic opportunities. Even if you're looking at the same landscapes, they can look quite different during different times of the year or even at different times of the day.



### Learn from Painters

Study the techniques of master painters like Turner, Monet and others. Their understanding of light, composition, and mood can inspire and elevate your photography. By studying their techniques and approaches, you can elevate your own work and capture the world in new and meaningful ways.

## On the Website

by Michael Schleiff

The Club has set up forums for all members to use. The topics—which you join or create—could cover any area of photography and imaging including, but not limited to, how-tos, gear, Photoshop, Lightroom, plug-ins, and much more.

To get access to a forum, you must be signed in to the Club website with an active email address. After logging in, go to *PWCC Members Discussion Forums* on the dropdown menu and click to enter. As you scroll down you'll see a basic explanation of how these forums work, along with a how-to video. At the bottom of the page, there will be a heading for *Park West Camera Club*, with a button, *View Topic*.

Once selected you will see the topics that have been set up along with a button to *Create New Topic*. You can view the topics and all the posts. You may even post a comment of your own.

All signed-up members will receive an email notice when new posts have been added. (You can easily *opt out* from any of the forums.)

Any questions, regarding the forums, contact me at my personal email address [mrschleiff@gmail.com](mailto:mrschleiff@gmail.com)

Thank you and enjoy the PWCC forums.

## Member Portfolio

by Evelyne Appel

### *Giverny*

Going to Giverny is a fantastic experience. You are entering Claude Monet's world.

You visit his beautiful house, his garden full of vibrant flowers and of course the most famous pond in the world—Claude Monet's Water Lily Pond.

I would go around the pond a few times taking pictures using the High Dynamic Range format. I felt so privileged to be there.

Thank you Claude Monet for sharing your home with us.



All images  
© Evelyne Appel



## Member Portfolio

by David Miller

Just a few shots of my village Blair Atholl. It is in Highland Scotland. It is part of the Cairngorms National Park on the Southernmost border. The population of 3,000 goes up to a maximum of 5,000 during the tourist season.

The village hall is used for many local activities—play school for children, weddings, dances, a weekly soup lunch, and table tennis. At the back is a shooting range.

The Castle is the main attraction in the village and was granted a private army by Queen Victoria when they escorted her on one of her many trips to Scotland. This is the only legal private army in Britain and gives them the right to bare arms.

Bowling, along with soccer and tennis, are the main outdoor sports along with angling [*that's fishing for us Yanks*] for trout and salmon, plus of course deer hunting.

We have two churches in this small village, the Presbyterian is the oldest, with parts dating back to 1591 when it was first founded. The inside was altered by the Victorians in 1858.



All images  
© David Miller

## Member Portfolio

by Ann Broder

### Real Estate

*Curbed* is a New York Magazine site that covers cities, architecture, urbanism, real estate, and design. A recent article was published about a family of Roosevelt Island “pioneers” who were selling their apartments after 47 years living on this East River island.

PWCC member Ann Broder shot all of the new images for the story. Here are some of her images...



All images  
© Ann Broder



## About (Y)our Website

by Michael Schleiff

Park West Camera Club's website offers an array of topics for your review. The site should be your go-to place to get information regarding the Club. Following is just a partial list of sections that can be found on the website:

- Home Page—This is our face to the Internet world. On it is a listing of all the latest news and an upcoming schedule of events. We highlight the latest competition winners in a continual loop for everyone to see. In addition, there's a direct link to the latest edition of *Photo Notes*. New issues are uploaded immediately upon their release each month. Finally, under the masthead, there is a menu area that lists 12 different areas of various Club info, some of which are:
- Newsletters—10 years of past *Photo Notes* are available online and may be downloaded.
- Organization—features the latest PDF files containing membership information including the PWCC Constitution and Bylaws. In addition, there is a "Resource Link" submenu. Listed here are web links to various imaging-related websites. Included are sites offering Photoshop and Lightroom help. We are always looking to add links, so if you have any photography-related websites that you would like to add, please contact us.
- Competition Manual & Labels—this is where the Monthly Judging Guidelines and Competition Manual are to be found. The Competition Manual includes detailed specifications on presenting PDI images for entry into competitions.
- Member Galleries—are available to show your work on the web. They can be accessed in the Member Galleries Menu or directly from any web browser by searching Park West Camera Club and your name. Instructions for setting up a gallery may be found at the first dropdown in the Club Members Galleries menu "Instructions to Create a Members Gallery." If you have any

questions, please follow up with the website committee.

- How-to Videos, Notes, and Speakers—all speaker talks have been recorded and uploaded to the website. In addition, we have how-to videos covering various techniques for editing your photographs.

Your Website Committee is continually uploading new and exciting information to the website. The goal is to make [www.parkwestcameraclub.org](http://www.parkwestcameraclub.org) a primary source for Club and imaging information. We are always looking to expand the website. If you have any ideas, please contact Michael Schleiff or Christine Doyle.

## Landscape Photo Tip

### Bracketing for Perfection

Use bracketing to capture a series of images at different exposure settings. This technique ensures the perfect shot even in challenging lighting conditions.



## In Passing

Elliott Erwitt was born Elio Romano Erwitz. He was a French-born American advertising and documentary photographer known for his black and white candid photos of ironic and absurd situations within everyday settings. He was a member of Magnum Photos from 1953. He passed away in late November, 2023.

Here are some of his more famous images...



## Where to Go

### *Santa Claus Sightings*

Photo ops with Santa at the mall are fine, but Ole Saint Nick is making some unique visits around the country this year. From dramatic entrances by air and by sea, to mountain-side sightings and rodeo events, the man in the big red suit is gracing the following destinations with a little extra Christmas magic...



Santa's North Pole  
Colorado Springs, CO



Santa Drop  
Perdido Key, FL



Downtown Christmas Expo  
Plaza Hotel & Casino  
Las Vegas NV



Race of the Santas  
Breckenridge, CO



Holidays By the Sea  
Falmouth, MA



## Photo Shorts

### Most Expensive?



The Leica M11-P is still a photo-only camera (no video) that prioritizes manual operation. (The “P” stands for either “professional” or “photojournalist”—your pick.) This camera is full of the latest digital stuff including a 60MP sensor and an internal memory of 256GB. It also has a price of \$9,195. [Note—this camera lacks the famed Leica red dot]

### New Analog Camera



Mint Camera, the purveyor of antique cameras, especially instant cameras like Polaroids, has announced a new 35mm film camera. It’s been under wraps for four years but is set to be released in 2024. Few details are known. The price for this is estimated to be between \$600 and \$800.

[www.mint-camera.com](http://www.mint-camera.com)

### Wide Angle Zoom



For many situations such as landscapes, architecture, and plenty more, a wide-angle lens is called for. That lens is here! The Sigma 10-18mm F2.8 DC DN | Contemporary lens is the world’s smallest and lightest ultra-wide-angle zoom lens for APS-C cameras. This *essential* wide-angle zoom will be available from day one for Sony E-mount, Fujifilm X Mount, and L-Mount systems. More to follow. The price—only \$599.

### Medium Formaat Monster



The rumor mill has Hasselblad soon to release (early 2024) the CFV 100C, a medium format camera back with all the bells and whistles to accompany in 100 MP sensor. Not much more information is available, but whatever the price tag, it’ll be without the lens.

### Super Fast Super Long



Sony has just announced the new FE 300mm F2.8 GM OSS lens. Providing the speed and reach many photographers are looking for, it’s a fast telephoto prime lens characterized by an impressively lightweight and portable design. The listed price is \$5,998 and it can be preordered now from your favorite Sony dealer.

### Wide Autofocus



Venus Optics, the maker of so many manual focus lenses, just announced its first autofocus lens—the Laowa 10mm f-2.8 C&D Dreamer. The ultra-wide-angle lens has a 77mm filter size and an AF/manual switch button. All other information is still under wraps.



**Where to Go**

*History for the Holidays*

For many, the holidays are about traditions—not just personal family activities, but local events and cultural practices that set this time of year apart. Across the country, destinations come alive with festive events honoring the heritage of a community. Historic landmarks put on enchanting experiences, and sacred holidays are once again celebrated. Here are a few magical winter destinations that are also quite good photo ops for you to shoot...



Natchez  
Mississippi



Covington  
Kentucky




St. Augustine  
Florida



Denver  
Colorado



Williamsburg  
Virginia



## Calling All Photographers!

Join us for special photography access to this architectural marvel and “Divine” new art installation!

Saturday, October 21 5:00-7:00pm

Saturday, December 16 8:00-10:00am

Saturday, February 17 5:00-7:00pm

Saturday, April 20 8:00-10:00am

Saturday, June 15 5:00-7:00pm

For more information, visit us at  
[stjohndivine.org/pathways](http://stjohndivine.org/pathways)

For special group rates, email us at  
[groups@stjohndivine.org](mailto:groups@stjohndivine.org)

## RAW Advantages

For those of us who came of age in photography before the digital age, the phrase we all had to live by was, “Get it right in the camera!” These days it’s still not a bad idea to shoot the best image you can in-camera. Then you can improve that image in your editing software.

And that’s where the RAW vs JPG debate comes into play. Many beginning shooters stick to JPG formatting—however, professionals often opt to shoot RAW images. Why? Here are just a few reasons...



**Non-Destructive Editing—** When editing a RAW file, you’re actually “writing” instructions on what adjustments should be made once the photograph is ready to be exported to a more manageable format. In other words, edits do not affect the integrity of a RAW file, eliminating any fears of overwriting edits or losing access to an original image.

**Broader Tonal Range—** RAW files capture more data

than JPGs. While an 8 bit JPG retains 256 brightness levels, a 14-bit RAW file can retain up to 16,384 brightness levels, resulting in smoother tonal transitions. Because of the extra information that the file format contains, it’s easy to make adjustments to details like white balance quickly and efficiently.



**Detail = Quality—** One of the significant downsides of shooting RAW is the format’s massive file size. However, this allows for larger, in-depth prints later down the road.

**Restore Details—** If you have a tendency to over- or under-expose images, it’s possible to recover details from RAW files that might otherwise have been lost in a JPG’s limited tonal gamut.

**Complete Control—** When shooting JPGs, the camera processes image files on its own. You know better than the camera what adjustments you’d like to make to an image, and your computer’s processing capabilities far surpass those of your camera.

## Landscape Photo Tips

### Metering Mastery

Learn the different metering modes – Multi, Spot, and Center. They can help achieve the desired exposure, especially in high-contrast scenes.



### Embrace HDR

HDR is a technique where multiple exposures are combined to achieve a greater dynamic range. By taking underexposed, properly exposed, and overexposed images and merging them, photographers can capture a fuller range of tones in a scene.



### Stability

Stability is key for techniques like bracketing and very long exposures. A tripod and a remote shutter release or the camera’s self-timer ensures that the camera remains still during the shot, preventing any blurriness that might arise when you press the shutter button.

**Where to Go**

*Around the World*

Traveling is a significant part of life for many photographers. Visiting new countries is not only about visiting a capital city and walking among the city lights, it's also about the natural environment and the history. There are so many locations in the world you have not seen yet.

It is essential for us to bring back beautiful shots after being in a national park or an ancient city. Therefore, we look for places to take good pictures. Over the next three months we will present the top 15 (five each month) most photogenic places in the world to fulfill your photographer's dreams...



Antelope Canyon  
Arizona



Banff National Park  
Canada



Denali National Park  
Alaska



Serengeti National Park  
Tanzania



Ha Long Bay  
Vietnam



## Unlimited Cloud

Do you use the cloud to store your images? If you do, this might be a great offer for you. But there are a couple of requirements.

First, and foremost, you must use Verizon Wireless as your mobile service carrier. Second, well, there really is no other requirement, except to pay your bill every month.

The company is offering its Unlimited Individual plan (as it's called) for \$13.99 per month. This gives you access to a single user account but with an allowance for unlimited devices and backup from both your phone and desktop or laptop devices.

Limitations to the plan are individual file size limits of 10GB and maximum uploads of only 50GB per day. If you're just a photographer, neither of these is likely to be a major problem, but for videographers, they could easily be deal breakers.

Verizon is also offering a much more economical 600GB plan for just \$5.99 per month, or if you want to share the storage with other photographers, there's an Unlimited Group storage plan for \$19.99 per month that lets you add up to five users to your backup account.



## Landscape Photo Tips

### Depth of Field Preview

For DSLR users, this feature allows you to see exactly how much of your scene will be in focus, ensuring sharp images from foreground to background.



### Post-Processing

One of the basic techniques to combat bright skies is post-processing. Shooting in "raw" format allows for more flexibility in editing, enabling you to recover details in shadows and highlights. Proper exposure and understanding of digital imaging can help in achieving the desired results.

### Stay Passionate

Above all, maintain your passion for landscapes. While it's accessible to everyone, even with just an iPhone, capturing a truly great landscape needs dedication, persistence, and passion. This love will drive you to explore, experiment, and excel in capturing the world's beauty.



**Where to Go**

*Holiday Lights*



*Nov.ember 25th through Christmas, 6-10 p.m. Free.* Nearly one million lights, plus illuminated Santas and snowmen, brighten the Keeler Christmas Light Display on Luigi Road in Putnam Valley, NY. Kids can leave a letter for Santa as they walk through or buy a T-shirt with proceeds donated to local charities.



*November 9th-January 7th. Adults, \$36; kids (4-12) \$24.* The LuminoCity Festival transforms the 12-acre Eisenhower Park in East Meadow, Long Island into a shimmering winter wonderland each holiday season. This year's Wonder Journey theme showcases large light installations in an immersive alfresco experience, including an "Alice in Wonderland" tea party and mushroom lounge,

a mystical jellyfish forest and a butterfly grove.



*No specific dates but any time in December should be fine, sunset thru midnight Free.* The Dyker Heights neighborhood in Brooklyn showcases dozens of homes with over-the-top decorations. Walk through the neighborhood for unbelievable photo ops.



*December 1st-January 1st. Free.* Weber Family Lights on Branton Drive in East Brunswick, NJ choreographs its light display to classic holiday music, so you're sure to enjoy an entertaining 20-minute show.



*November 17th-December 23rd. \$19.95-\$24.95* DeDonato's Magical Holiday Express (1151 South White Horse Pike in Hammonton, NJ) is a train ride through millions of lights. Meet Santa and his elves in their workshop, share stories and chat with Mrs. Claus, and walk through a holiday village.



*November 1st-December 31st 5-10 p.m. Car/family van, \$10* The Fantasy of Lights at Lighthouse Point Park in New Haven, a 25-year tradition, is a dazzling drive-through attraction with more than 100,000 lights and 60 animated displays. Rent a pair of 3D glasses for a really next-level experience.

**Panorama  
of the Month**



*Old Shack*  
©2012 Chuck Pine

**Picture in a Picture**

The spiraling or mirror-like effects of images displaying their smaller versions within themselves are definitely fun and funky enough that it makes people stop in their tracks. This is called the *Droste Effect*. This type of image can be created in Photoshop, Photo Spiralysis, Pixel Bender, and more. Here are a few fun examples...



© Duvy McGirr



© Nils Eisfeld



© Tammy Danan



## Rayleigh Scattering

The stunning colors of sunrise and sunset are due to Rayleigh scattering. This is where molecules and small particles in the atmosphere scatter shorter wavelength light (like blues and purples) more than longer wavelengths (like reds and oranges). When the sun is low on the horizon, its light passes through more atmosphere, scattering the shorter wavelengths and leaving the longer, warmer tones.



## Compositional Tools

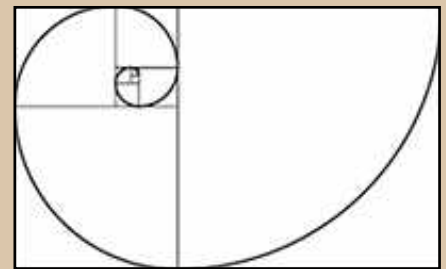
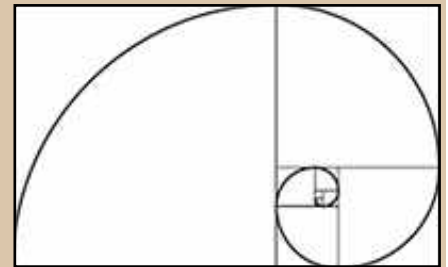
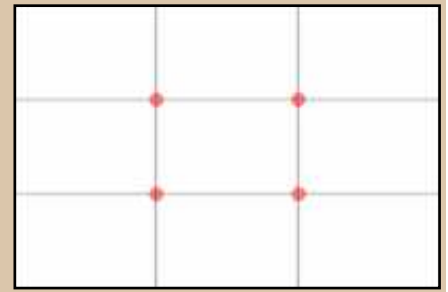
Most of us are familiar with the *Rule of Thirds* as a tool we should always keep in mind when composing an image both in-camera and in post-processing.

But do you know of the *Golden Spiral*?

The golden spiral can be used when framing a photo or deciding how to crop an image. Most cameras offer a rule of thirds grid overlay but not the golden spiral. The idea is to place the main object, or where you want the viewer's eye to go, in the smallest curl of the spiral.

[Note – the grid may be flipped horizontally and/or vertically.]

It may also be known as Fibonacci spiral, phi grid,



divine proportion, or the golden mean.

## To FLD or Not to FLD

Just what does FLD mean? The letters stand for “FLuo-rescent Daylight.” An FLD is a kind of filter attached to the front of a lens when shooting indoors under this lighting. Without the FLD filter the image will have a greenish cast. This was especially a big problem when we used to shoot with film since most films were made for daylight shooting, not fluorescent lights.

Digital cameras have a setting called “white bal-

ance.” This is used to correct your camera when shooting under different kinds of lighting situation such as fluorescent or incandescent illumination. Just flip the switch, rotate the dial, or select the type of light from a menu. If you forget to set the white balance correctly, it can easily be done in most photo-editing software. This almost eliminates the need for an FLD filter.

But not completely!

If you're shooting under daylight conditions, the FLD filter will add a pinkish tone

to your shots. This might just be what you're looking for when you shoot sunrises and sunsets.



## Using Your Camera

by Chuck Pine

### *Rainy Day Women*

Rain can be subtle or it can be dramatic, but for photography it gives a unique photographic opportunity that most people don't understand until they see it in an image. Rain can seem like a scary proposition, but with a little preparation one can handle even the craziest of storms, capturing amazing images. Let's explore how...

### **Raincoat (for Your Camera)**

There are several options of protective camera gear. The real problem is whether you have it at the right time. It's always advisable to carry protective gear that is flexible and doesn't take up too much space in your camera bag so that you can have it every day.

### **Umbrellas**

A common coincidence with umbrellas: "If you have them, you won't need them! But if you leave them, you'll wish you had them." Umbrellas keep your subjects dry and happy as well as add some fun to your compositions. Most photographers don't have a set of attractive umbrellas on hand, so it's wise to invest in a few decent and colorful umbrellas for some rainy day photography. If you're going

to buy some, go for brightly colored umbrellas with fun patterns, which can add a touch of color to a dull day.

### **Plastic Bags**

Even if it stops raining, you still have to be prepared. The ground will be wet and can affect your subject. Plastic bags can keep your subjects dry and also keep you dry if you lie down for unique perspectives.

### **Backlighting**

Raindrops can be accentuated quite noticeably with different light sources. Find light sources like a streetlight at night or the sun breaking through the clouds and shoot toward it. And remember, the umbrella that you carry can serve as a lens shade.

### **Go for Rainy Emotions**

People react to rain with a gamut of emotions, from the astounding joy of children to the sullen anxiety of rain-drenched commuters. Take pictures of those emotions and make great rain pictures.

Remember, wonderful images can be taken in the rain. Rain gives you the chance to break from routine and get some creative shots.



All images  
©2012 Chuck Pine



**Photo Shopping**

by Chuck Pine

*Everyday Pocket Cameras*

As advanced photographers, most of us use Mirrorless or DSLR cameras because of their quality and functionality. But don't we, sometimes, wish we had a lighter camera to carry around when we go for a stroll or are doing our errands?

Like everyone else, I still take the odd snapshot on my iPhone, but this is usually just for 'throwaway' images or things I want to quickly share. Despite the advances in smart-phone cameras in recent years, a handful of compact cameras are still better when it comes to taking photos.

Whether it's the ability to shoot in RAW, longer zooms, faster operation, better low-light capabilities, or simply better ergonomics, there are still plenty of good reasons to invest in a compact camera.

To keep things simple, I've selected 6 amazing fixed-lens compact cameras (as opposed to those with interchangeable lenses, which are bulkier), that will help you get great photos in many situations.

All the options are over \$500—spending less isn't a good idea if you want better images than your phone can take. The cameras are listed from lowest priced to highest.

Which one will you get?



Canon PowerShot G7 X Mk II  
20.1 megapixels  
1 inch sensor  
11.2 ounces  
\$629 @ B&H



Fujifilm X100V  
26.1 megapixels  
APS-C sensor  
16.9 ounces  
\$1,300 @ B&H



Ricoh GR III  
24 megapixels  
APS-C sensor  
9.1 ounces  
\$897 @ B&H



Sony RX1R II  
42.4 megapixels  
Full-frame sensor  
17.9 ounces  
\$3,298 @ B&H



Sony RX100 VII  
20 megapixels  
1 inch sensor  
10.7 ounces  
\$1,298 @ B&H



Leica Q2  
20.1 megapixels  
1 inch sensor  
25.3 ounces  
\$5,795 @ B&H



## PhotoShopping

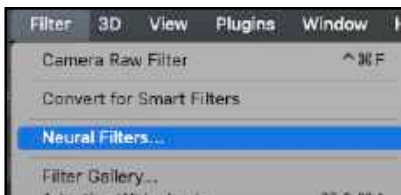
by Chuck Pine

### Colorize Your B&W Images

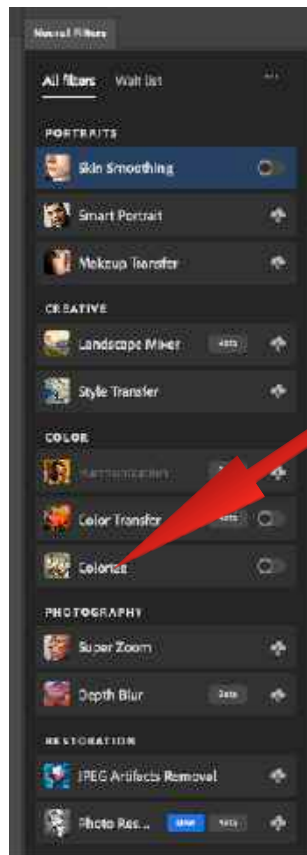
The art of hand-coloring your photographs dates back to the early days of black & white printing. Coloring photos is still popular today, especially among digital artists restoring old photographs—but it can be quite a long and complex task.



Fortunately, Adobe added a colorizing feature to the Neural Filters in Photoshop. It makes use of Artificial Intelligence to automatically colorize B&W images. Here's how...



Go to the **Filter** menu and choose **Neural Filters**. Next, go



to the **Color** grouping and click on **Colorize**. (If it is the first time you are using this filter, then you have to click on the cloud icon next to it to download and add to the other Photoshop Neural filters.)

When you enable the **Colorize filter** the **Auto Color Image** option is switched on by default. This will upload a preview to Adobe and, based on the AI analysis of the image content, automatically colorize the image. As one-click filters go, this initial interpretation is pretty good and works well with most subject matter.

[See top image on the right]



You can then play around with the **Adjustments sliders** to shift the color balance and make it more cyan or more green as well as more blue. This refinement helps to overcome the standard **Colorize Neural filter** look and applies more natural-looking colors. [See below]

After refining the settings, click **OK**.



### B&H Event Space

The B&H Photo Event Space offers free virtual workshops. Here are a few of the upcoming offerings:



Wed, Dec 13th  
*Personal Projects*  
Speaker: Andrei Duman



Thu, Dec 14th  
*Everyday Macro*  
Speaker: Mahesh Thapa

For more B&H Event Space workshops and info go to [bhphotovideo.com](http://bhphotovideo.com) and click on "Event Space."



Mon, Dec 18th  
*Refractions*  
Speaker: Diana Nicolette Jeon



Thu, Jan 25th  
*My Work: Post Pandemic*  
Speaker: Harold Davis



Wed, Dec 20th  
*The AI Era*  
Speaker: Apeksha Agarwal & Jack Reznicki



### Did You Know



The first single-lens reflex (SLR) camera was invented in 1861 by Thomas Sutton. He was a photography author and camera inventor who ran a photography company with Louis Désiré Blanquart-Evrard on Jersey (off the coast of France, not New Jersey). Only a few of his SLRs were made. The modern SLR camera design, however, did not become popular until the 1930s with the introduction of the Exakta SLR.

## Photo Masters

Ian Plant's Photo Masters is offering a number of webinars and workshops this coming year. Here are a few in which you might be interested...



### How to Take Amazing Winter Photos

Dec 15th, 2024  
11 a.m. – 12:30 p.m.  
Zoom Webinar  
\$20

(A recording will be made available if you miss the live event.)



“Arctic Kingdom”  
Svalbard Photo Tour  
Apr 21st – 29th, 2024  
~\$10,900

## Sierra Meetings 2023-2024

The New York City Sierra Club Photo Committee has meetings scheduled for the upcoming 2023-2024 year. All of the meetings will be held using the Zoom Software, at least until they can find a new meeting place.

Most meetings are with guest speakers—nationally known nature/wildlife/landscape professionals—except for two members' nights.

Here's the schedule for the rest of the year...

Weds	12/27/23	zoom
Weds	1/31/24	zoom
Weds	2/21/24	hybrid
Weds	3/27/24	zoom
Weds	4/24/24	hybrid
Weds	5/29/24	zoom
Weds	6/26/24	hybrid



Madagascar Photo Tour  
Sep 26th – Oct 10th, 2024  
\$10,799

## New York Mood

Noted New York nude, fashion, landscape, and still life photographer Robert Farber is about to publish his 12th book of original images. It is titled *New York Mood*. Here is a preview of some of the images...



Farber also offers tours of his East 61st Street studio. For more information on these tours, Robert's photo books, and more visit his website at [www.farber.com](http://www.farber.com)

All images  
© Robert Farber



Palm Beach Photo graphic Centre  
 29th Annual International Festival of Photography & Digital Imaging  
**FOTOfusion** FESTIVAL  
 JANUARY 30 - FEBRUARY 3, 2024

<[www.fotofusion.org](http://www.fotofusion.org)>



### Maasai Mara

With fantastic prizes and an esteemed panel of judges, *The Greatest Maasai Mara Photographer of the Year* competition raises funds for important boots-on-the-ground conservation initiatives while promoting the Mara as a year-round, world-class wildlife destination. The competition runs from January 1st until October 31st each year, with the judging panel selecting five finalists each month. The overall winner is then chosen from the pool of the 50 finalists and announced at the end of the year.

Here are some of the previous winners...

© Harry Collins



© Preeti & Prashant Chacko



© Anup Shah



## Experience Ecuador

Are you looking to get away from the City and do some photography? Would you like to shoot wildlife that's really wild? Are you looking for a new, less traveled destination? Ecuador just might be for you!

Rockjumper Birding Tours is offering some off-the-beaten-path trips to this South American birding hotspot in 2024. There's lots of other wildlife, landscape, and other photo ops as well! <[www.rockjumper-birding.com](http://www.rockjumper-birding.com)> Here's a glimpse of their upcoming offerings...

Northern Ecuador &  
Choco Cloud Forest  
Feb 11 - 18, 2024 (8 days)  
Oct 30 - Nov 6, 2024 (8 days)  
Tour Price: \$3,195

Northern Ecuador &  
Eastern Andes  
Feb 18 - 24, 2024 (7 days)  
Nov 6 - 12 2024 (7 days)  
Tour Price: \$2,895

Western Ecuador &  
Choco Cloud Forest  
Oct 1 - 16, 2024 (16 days)  
Tour Price: \$6,495

Northern Ecuador &  
Amazon  
Nov 12 - 20, 2024 (9 days)  
Tour Price: \$4,295

Southern Ecuador  
Jan 11 - 29, 2025 (19 days)  
Tour Price: \$7,000



## Builder Levy @ 75!

The Hudson Guild Gallery is celebrating its 75th year with a group art exhibition titled *75!* The gallery is located in the Elliot Center at 441 West 26th Street. The Exhibition runs through January 30th, 2024.

One of the Club's former guest speakers and judges, Builder Levy, is in the show with his image, *Pigeon Cloud*.



*Pigeon Cloud*  
©1987 Builder Levy

# 75!

## HUDSON GUILD GALLERY 75TH ANNIVERSARY SHOW

**ELLIOTT CENTER**  
441 W. 26th Street  
NY, NY 10001  
November 30, 2023 -  
January 30, 2024  
Opening Reception:  
November 30  
5:30 PM - 7:00 PM

**VIEWING HOURS:**  
Tuesdays - Fridays  
10:00 AM - 6:00 PM  
Saturdays  
12:00 PM - 3:00 PM  
Closed:  
December 22 - December 24  
December 29 - January 1


Hudson Guild Gallery opened its doors in 1948 and has been presenting exhibits continuously since then. This celebratory show features work by some of the many artists from all walks of life who have shown at the Guild over the past 75 years.



## Wild Lives

“Who knew when I took my first grainy photo of a moose in 1967 that I would spend a life-time traveling the globe photographing the world’s most extraordinary wildlife? *Wild Lives* represents the pinnacle of my work, some old favorites, but mostly new, unpublished imagery. But it’s not just pretty pictures; veteran biologist Gregory Green has penned eleven fascinating essays on wildlife inhabiting major ecological biomes around the planet.”

This is from the pre-publication notice of Art Wolfe’s latest book of photographs. From all accounts, this is a tome that should be in your personal library. It lists for \$95, but [amazon.com](https://www.amazon.com) had some copies for only \$70.36.



## Schedule of Activities

Park West Camera Club meets just about every Monday night (with some exceptions for a few holidays and a shortened summer schedule).

Due to the coronavirus pandemic, Club activities will be virtual using the Zoom software—until further notice. Members will be emailed all the information necessary to log in and participate. Guests may request log-in details by emailing Park West Camera Club at <[pwccny@gmail.com](mailto:pwccny@gmail.com)>

Check the Club's Website <[www.parkwestcameraclub.org](http://www.parkwestcameraclub.org)> for late-breaking details on meetings and other PWCC activities.

Competition meetings will begin at 6:30 p.m. all other meetings will begin at 7 p.m. starting in January. You may log-on using Zoom software 15 minutes prior to the start time.

Listed below are all PWCC activities. Some Photo Ops (offering opportunities to take photos) and Photo Events (of interest to photographers) are also listed.



*Cedar Curve*  
from the *Simplicity* series  
© Chris Murray

\* Monday, December 11  
Guest Speaker  
Chris Murray

Tonight's guest photographer, Chris Murray, is a professional photographic artist, instructor, and writer residing in the Thousand Islands region of Upstate NY. Chris photographs primarily in the landscapes of his home, the woods, lakes, mountains, and streams of New York State. His work has appeared in many magazines including *On Landscape*, *Popular Photography*, *Adirondack Life*, *Life in the Finger Lakes*, and *New York State Conservationist*, among others. Chris leads workshops independently and through the Adirondack Photography Institute. Several

PWCC members have taken his classes and recommended Chris to the Club. To find out more about Chris, you can go to <[www.chris-murrayphotography.com](http://www.chris-murrayphotography.com)> Tonight's curtain raiser will be long-time PWCC member, Larry Sapadin.

\* Monday, December 18  
Holiday Party

Since we haven't yet figured out how to send you a cup of egg nog or a



potato latke using Zoom, this Club get-together will be live and in-person. It will be held at the home of our President, Chuck Pine, and our first lady and Corresponding Secretary, Helen Pine. The address is 680 West End Avenue, on the northeast corner of West 93rd Street. Take the rear elevator to the 5th floor, hang up your coat/snow suit/whatever, and join us for the fun and festivities. The menu, the cost

and everything else you need to know is on page 6 of this issue of *Photo Notes*. Members and their guests are welcome to start gathering at 6:30 p.m. Volunteers are needed to help before, during, and after the party—sign-up will be via email. Hope to see you there—you don't want to miss out on this event!



© Jennifer Leigh Warner



\* Monday, December 25  
No Meeting  
Christmas Break

Wishing you some great photo-related gifts under the tree (or in front of the Menorah a few weeks back). If you will be traveling for the holiday season, be safe and come back with tons of great images.

Wednesday, December 27  
Photo Event  
Sierra Photo

The New York City Sierra Club Photography Committee is holding its monthly meeting tonight. The guest presenter will be Jennifer Leigh Warner. Jennifer is an award-winning

wildlife, landscape and conservation photographer living in Central Texas. She specializes in creating images that convey a message of hope for the natural



world. Her photos and writings have been published in *Outdoor California Magazine*, *Gizmodo*, the *NANPA Expressions Magazine*, *Outdoor Photographer Magazine*, *WIRED*, *The New Yorker*, *National Geographic Online*, and *Wild Planet Photo Magazine*, among others.

This will be a Zoom meeting only. The meeting is open to the general public and begins at 6:30 p.m. You must sign up and pay in advance at [www.eventbrite.com](http://www.eventbrite.com)

### Over the Top—Photo Op

Looking for some great light displays this holiday season? The place to go is the Dyker Heights neighborhood in Brooklyn. It's block after block of Christmas decorations that will blow your mind.

To get there take the "R" train downtown to the 86th Street station. (When you exit, you'll be at the corner of 86th Street & 4th Avenue.) Take the B64 bus—the bus stop is on the corner (it's the first/last stop and goes in only one direction). Get off at 12th Avenue (approximately 0.6 miles). Walk up the hill on 12th Avenue. The area with the best lights is centered around 12th Avenue and 84th Street (but the rest of the nine square block area—from 82nd Street to 85th Street and from 10th Avenue to 13th Avenue—is well worth the stroll.





Sunday, December 31  
 Photo Ops  
 New Year's Eve

Get out in the fresh air and do some shooting to welcome in the new year. There's the "ball drop" at Times Square. You can also go to Central Park to shoot the Midnight Run. Fireworks? Find them in Central Park, at the Statue of Liberty, and also in Brooklyn's Prospect Park.



Monday, January 1  
 No Meeting  
 New Year's Day

Wishing you a happy new year filled with health, happiness, and lots of winning images.



\* Monday, January 1  
 Competition Entry Deadline  
 PDI entries are due by 11:59 p.m. tonight for next week's monthly competition. See page 5 of this issue of *Photo Notes* on how to prepare your images. More information is available in PWCC's *Competition Manual*. Send your two entries to [pwcccompetition@yahoo.com](mailto:pwcccompetition@yahoo.com) and send them as a backup to [hfklein@mindspring.com](mailto:hfklein@mindspring.com) (You can send them in one email by entering both email addresses in the "To" line.)

\* Monday, January 8  
 Monthly Competition  
 Tonight is the fourth contest of the Club's 2023-2024 year. Who will win the top honors? What will the judge say about your images? Will you agree? The only way to find out the answers to these probing questions is to enter and join the Zoom meeting. Full rules are available from the Competition and the Membership Committees, and on the PWCC website. Your two PDI entries must be submitted by midnight one week prior to today, January 1st. Tonight's judge is Jason Langer. He is an American



Figure #6  
 ©1999 Jason Langer

photographer best known for this psychological and noiri-sh visions of contemporary urban life. Jason was born in Tucson, Arizona, grew up in Oregon, and moved to San Francisco where he apprenticed with some of the Bay area's most famous photographers including Ruth Bernhard, Arthur Tress, and Michael Kenna. Jason shoots with film, meaning that he does not know exactly what photographs he has until the film is developed. He photographs in black-and-white and prefers to photograph at night. He avoids photographing human faces, which increases the mystery of his works. Visit [www.jason-langer.com](http://www.jason-langer.com) to learn more about Jason and his imagery.





*Bucking Up*  
© David Ellingsen



Wednesday, January 10  
Photo Event—  
PWP Monthly Meeting  
PWP (Professional Women Photographers) is a group of women shooters who network to share images and their experiences. This meeting begins at 6:30 p.m. on Zoom with announcements and then a presentation by a noted photographer. The guest for this evening is David Ellingsen. David is a Canadian photo-based artist working through long-term projects focusing on forests, biodiversity, and climate. His work draws upon a colonial family history, one often embedded within British Columbia's troubled forest industry, and reflects on the impacts of resource extraction and consumption on past, present, and future eco-systems. Recent exhibitions include China's Lishui Museum of Art, the San Jose Institute of Contemporary Art, Lithuania's Kaunas Photo

Festival, Canada's Campbell River Museum, and more. For additional information on PWP and to get the link for this meeting, go to their website [www.pwponline.org](http://www.pwponline.org)

*DON'T MISS THE DEADLINE!*

\* Saturday, January 13  
Deadline  
Winter Holidays Theme Night  
The deadline for submitting images for next Monday's theme night is this evening at 11 p.m. Members may submit up to 10 images for sharing. The theme is Winter Holidays. See the following entry for January 15th, to see what we're looking for. Send your images to this website only [pwccny@gmail.com](mailto:pwccny@gmail.com)

\* Monday, January 15  
Theme Night  
Winter Holidays

Tonight's theme night is about something we all experience in one way or another—winter holidays. Now is your chance to share some images with the Club. Send us images from any of the winter celebrations—from Thanksgiving to the New Year's. The choice is yours. Your 10 images can be from a single holiday or a combination of several. They can be from a single event this past year or a compilation from the decades. You may send us your images straight from your phone or camera, or you may work on your images in software before sending them to us—again, your choice. Send up to 10 images to the Club at [pwccny@gmail.com](mailto:pwccny@gmail.com) no later than 11 p.m. on Saturday, January 13th.



Image Deadline

\* Tuesday, January 16  
Deadline  
PDI Workshop

The deadline for submitting images for this Thursday's PDI workshop is tonight at 11 p.m. Members may submit one or two images for a critique and suggestions for improvement. Some images will be worked on with a variety of photo-editing software. Only images from the first 10 members to send them in will be reviewed at this workshop. Other PWCC members may join in to view and comment on the images and demonstrations. Send your images to this website only <[pwccny@gmail.com](mailto:pwccny@gmail.com)>



\* Thursday, January 18  
PDI Workshop

See previous entry for details. This will be a Zoom meeting. The link to this workshop will be sent to the membership in the Club's weekly reminder.



© Joel Simpson

\* Monday, January 22  
Guest Speaker  
Joel Simpson

Tonight's guest photographer is Joel Simpson. He found his lifelong interest in landscape photography and geology merging with the Surrealist and abstract art he loves in his most recent body of work, *The Surreal in the Real*. Over the past two decades Joel has traveled extensively in search of exceptional geological locations to furnish the raw material for his visions. He believes that powerful images made from details of the Earth's crust can strengthen the aesthetic bond, and therein the spiritual one, between humanity and a planet in distress. You can learn more about Joel at his website <[www.joelsimpsonart.com](http://www.joelsimpsonart.com)> Tonight's curtain raiser is new PWCC member Bruce Byers.

Wed-Sun,  
January



24-28

Photo Op—Boat Show

Avast, mates! The New York Boat Show, previously known as the National Boat Show, will be held at Javits Center from Wednesday, January 24th thru Sunday January 28th this year. All kinds of boats and aquatic gear will be on display—most shown by a wide array of bathing beauties just waiting to be photographed. Whether you're an able-bodied sea person or just an interested onlooker, this show offers you oceans of photo ops. The cost is \$20 for everyone 13 and up at the door; you can save \$2 when purchased online at <[www.nyboatshow.com](http://www.nyboatshow.com)> Group rates for 10 or more

tickets are available online. The hours are 12 noon till 8 p.m. on Wednesday thru Friday, 10 a.m. to 8 p.m. on Saturday, and 10 a.m. to 6 p.m. on Sunday.



\* Monday, January 29  
Workshop  
Bookmaking

Tonight's workshop is on bookmaking. No, not placing bets on horse racing, but rather the art and craft of putting your photographs into a printed (or online) book. The presenter is Bruce Byers. He is a professional photographer who covers the world of advertising, commercial, travel, and fine art. Bruce is also a member of Park West! He has published a number of his own books including: *Bruce Byers: Cuba; Street Moments; Heroes Work Here;* and *Frontline Nurses of Covid-19*. You can learn more about Bruce at his website <[www.brucebyers.com](http://www.brucebyers.com)>



\* Monday, January 29  
Competition Entry Deadline

PDI entries are due by 11:59 p.m. tonight for the February monthly competition to be held next week. See page 5 of issue of *Photo Notes* on how to prepare your images. More information is available in PWCC's *Competition Manual*. Send your two entries to both <[pwcccompetition@yahoo.com](mailto:pwcccompetition@yahoo.com)> <[hfklein@mindspring.com](mailto:hfklein@mindspring.com)>

**Did You Know**

Early flash photography (around the 1880s) used a dangerous substance called "flash powder." It was a mixture of magnesium powder and potassium chlorate. It was lit to produce a brief flash of light. This was risky and often caused accidents.



*African White Pelican*  
©2022 Chuck Pine

Wednesday, January 31  
Photo Event—Sierra Photo

The New York City Sierra Club Photography Committee is holding its monthly meeting tonight. This will be members' night! Sierra Photo members may submit up to 8 nature-themed images. Images must be formatted and labeled as per the instruction in the Sierra Photo newsletter. Email the photos as attachments to <[sierraphotonyc2@gmail.com](mailto:sierraphotonyc2@gmail.com)> The deadline for submitting images is 6 pm on Sunday, January 28th. This meeting will take place via Zoom only. The meeting is open to the general public and begins at 6:30 p.m. You must sign up and pay in at <[www.eventbrite.com](http://www.eventbrite.com)>





**Table of Contents**

**Club News**

- 2 Who’s Who at PWCC
- 3 President’s Message
- 4 2023-2024 PWCC Schedule
- 5 Zooming
- 5 Pop-Up Trips
- 5 Submitting Images
- 5 Emailing PWCC
- 6 You’re Invited
- 7 Sunshine Fund
- 7 Wanted!
- 7 Club Meeting Times
- 7 Image Deadlines
- 8 Club Participation Nites
- 9 Competition Results
- 10 Winning Images
- 14 ExCom Meeting Minutes
- 15 Business Meeting Minutes
- 15 Landscape Photo Tips
- 17 Constitution Changes
- 18 You Be the Judge—Flora
- 22 Halloween
- 24 Print Salon
- 24 Portfolios Wanted
- 25 PDI Workshop
- 29 Curtain Raisers
- 29 December Birthdays
- 29 Committee Liaisons
- 29 *Photo Notes* Deadlines
- 30 Worldscapes
- 30 Expanding Visions
- 31 Monthly Scavenger Hunt
- 33 PSA Membership
- 33 PSA Photo Festival
- 34 Instagram
- 34 Landscape Photo Tips
- 34 On the Website
- 35 Member Portfolio
- 38 About (Y)our Website
- 38 Landscape Photo Tip

**Photography News**

- 39 In Passing
- 40 Where to Go
- 41 Photo Shorts
- 42 Where to Go
- 43 Divine Pathways
- 44 RAW Advantages
- 44 Landscape Photo Tips
- 45 Where to Go
- 46 Unlimited Cloud
- 46 Landscape Photo Tips
- 47 Where to Go
- 48 Panorama of the Month
- 48 Picture in a Picture
- 49 Rayleigh Scattering
- 49 Compositional Tools
- 49 To FLD or Not to FLD
- 50 Using Your Camera
- 51 Photo Shopping
- 52 PhotoShopping

**Exhibits, Workshops, Etc.**

- 53 B&H Event Space
- 53 Did You Know?
- 54 Photo Masters
- 54 Sierra Meetings 2023-2024
- 55 New York Mood
- 56 FOTOfusion
- 56 Maasai Mara
- 57 Experience Ecuador
- 58 Builder Levy @ 75!
- 58 Wild Lives

**Schedule of Activities**

- 59 Schedule
- 60 Over the Top—Photo Op
- 64 Did You Know
- 65 Table of Contents

