

PHOTO NOTES

Park West
Camera Club

Summer 2025



This Issue

Volume 87 • Issue 10

Club News.....	2 - 37
Photography News.....	38 - 51
Exhibits, Workshops, Etc.....	52 - 64
Schedule of Activities.....	65 - 71
Complete Index.....	72

Over 60 members' images inside!



The Park West Camera Club is an independent not-for-profit corporation. Guests are always welcome to our weekly Zoom meetings.

The PWCC newsletter, *Photo Notes*, is published every month by and for the members of the Park West Camera Club. Subscriptions are included with Club membership. Yearly subscriptions are available to non-members by email free of charge.

Submissions of full-length articles or smaller items of photographic or general interest are always accepted. The staff of *Photo Notes* reserves the right to edit any submissions which are published.

Photo Notes is optimized for viewing digitally.

Contact Information

Website

www.parkwestcameraclub.org

Email Addresses

General pwccny@gmail.com

Photo Notes pwccny@aol.com

Club Mailing Address

PWCC

680 West End Avenue, #5D

NY, NY 10025



Cover Photo
Full Spectrum
©2012 Chuck Pine

Club Officers

President	Chuck Pine
V. President	Michael Schleiff
Corres. Sec.	Helen Bohmart Pine
Rec. Sec.	Christine Doyle
Treasurer	Joe Nawy
At-Large	Betsy Currier Jeff Langford

Committee Chairs

Competition	Hedy Klein
Membership	Marlene Schonbrun
Photo Notes	Chuck Pine
Print Salon	Betsy Currier
Program	Marilyn Fish-Glynn Alice Somma
Social	Vacancy
Website	Michael Schleiff Christine Doyle
Workshop	Ed Lee Bruce Byers

Currently Inactive Committees

Archive, Field Trip,
Gallery, House

President's Message

Thank You

This is the final issue of *Photo Notes* for the 2024-2025 Club season. It is customary at this time for me to thank all off the members who made this year happen. So, here goes...

First of all, I'd like to say thanks to the entire Executive Committee. (I affectionately refer to them as the ExCom.) This year, for the first time I have 6 people to acknowledge, since we added 2 at-large members to the group. Thank you Betsy Currier and Jeff Langford for all your input into running the Club.

There are also the 4 officers of the Club—Mike Schleiff as our Vice President, Christine Doyle as our silver-penned Recording Secretary, and Joe Nawy as our money-mindful Treasurer. Last, but certainly not least, is my wife and cohort in life, Helen Pine, the Club's Corresponding Secretary.

But the officers of the Club are not the be-all and end-all of the Club. Much of the work gets done by the committees, and particularly, by the chairs.

Thank you to Hedy Klein, who collects the images for our competitions and spends hours reviewing and organizing each of them every month. Thank you Marlene Schonbrun for your dedication as the Club's membership chair who takes



the time to communicate with all of our prospective members and deals with their questions and concerns. Thanks to Jeff Langford who ran the PWCC Print Salon for the last year and kept photo printmaking from being a thing of the past.

What would the Club be without all of our judges and guest speakers? Thank you Marilyn Fish-Glynn and Alice

Somma for taking care of these bi-monthly tasks. Thanks also to Ed Lee and Bruce Byers for keeping our workshops up and running. A big thank you goes out to Natalie Manzino who gathers the info regarding our personal events and sends out cards making them special. Speaking of up and running, thank you to our webmasters Mike Schleiff and Christine Doyle for keeping the Club's website chock full with all of the latest news.

But I'm not finished,... there are other members to recognize as well. Thank you to Julie Foehrenbach for setting up and maintaining the Club instagram page. Thank you to

Continued on page 5

Photo Notes

Publisher: Park West Camera Club

Editor: Chuck Pine

Committee: Madeleine Barbara, Ann Broder, Renée Harper, Gladys Hopkowitz, Hedy Klein, Helen Pine, Puneet Sood, and Julie Wosk

Contributors: Evelyn Appel, Bruce Byers, Betsy Currier, Christine Doyle, Julie Foehrenbach, Hedy Klein, Natalie Manzino, David Miller, Chuck Pine, Helen Pine, and Michael Schleiff

Photo Notes is produced on a MacBook Pro using Apple Pages and Adobe Photoshop software.

All uncredited images are royalty-free clip art or otherwise believed to be in the public domain.

Credited images remain the sole property of their copyright holders—all rights reserved.

Otto Litzel Dinner

The Park West Camera Club's annual Otto Litzel Memorial Year-End Dinner and Awards Ceremony is being held this year on Monday night, June 23rd from 6:30 p.m. to 8:30 p.m. [FYI, *Otto was the director of the Club, back in the late 50s and 60s when we were known as the Hypo Hounds.*]

But enough history!
Well, maybe not!

Up through the early 80s, our Year-End Competition and the Year-End Dinner were held on the same night at various restaurants around Manhattan. In the mid-80s, when then (and still) Club president, Chuck Pine, had increased the Club's membership to over 100, we had to separate the two events to consecutive weeks.

And thus it remained until the dawn of Covid. For a few years we suspended the feast. Then, for two years we met at Brookfield Place for informal get-togethers and last year at Uncle Lou's in Chinatown.

We're now going back to our roots, so to speak.



The Otto Litzel Memorial Year-End Dinner and Awards Ceremony is being held at Arte Cafe located at 106 West 73rd Street, a few steps west of Columbus Avenue.

The Italian dinner includes choices for each of the three-courses, as follows...



First Course (choice of)

- Nonna's Meatballs
- Calamari Fritti
- Caesar Salad

Second Course (choice of)

- Rigatoni alla Norma with eggplant, ricotta salata, tomato sauce
- Fettuccine Bolognese with meat sauce
- Salmon with potatoes, sautéed spinach
- Chicken Parmigiano with spaghetti

Third Course (choice of)

- Tiramisu
- Gelato

All Park West members, their families, and friends of the Club are invited to join in the fun and festivities.

The Prix Fixe menu will cost \$45 per person. [*The Club will use its tax exempt status to cover the 8.875% New York City and State sales taxes. The Club members voted to cover the costs the the tip and an administrative fee charged by the restaurant.*]

You may send (or hand-deliver) your check, made out to "Park West Camera Club," to our Treasurer...

Joe Nawy

205 East 77th Street #5F
New York, NY 10075

Please make sure your payment gets to Joe by Friday, June 13th.

You may also send your payment using Zelle. Send the funds to [<jnawy1@gmail.com>](mailto:jnawy1@gmail.com) to be deposited in the Club account.

Looking forward to seeing you at the dinner...



2025 Summer Schedule

June

- 9 Theme Night—After Dark
- 12 Expanding Visions 31—Air
- 16 No Meeting
- 19 Expanding Visions 31—Fire
- 23 Otto Litzel Memorial Dinner
- 26 Expanding Visions 31—Bugs
- 30 No Meeting

July

- 7 Soho Photo Gallery Tour
- 14 No Meeting
- 21 Ice Cream at Sunset
- 28 No Meeting

August

- 4 Model Shoot
- 11 No Meeting
- 18 Sunset/Statue Cruise
- 25 No Meeting
- 31 Chuck Pine Labor Day Picnic

September

- 1 No Meeting—Labor Day
- 8 Welcome Back

For full details see the
“Schedule of Activities”
at the end of this issue
of *Photo Notes*.



President's Message

[continued from page 3]

Elayne Dix, Richard Gold, and Helen Pine for being the Club's Nominating Committee the last few months. Thanks go out to Puneet Sood for setting up our Google mail list for the Pop-Up field trips.

I hope I'm not leaving anybody off this list. But if I have, let me know, and I'll publish a correction in the next issue of *Photo Notes*.

Finally, I must thank all the members of Park West who participate in all of our many activities—the monthly competitions, theme nights and other participatory activities, as well as attending meetings on a regular basis.

Chuck

Member Requests

Suggestions

We recently sent an email to all the Park West members asking them to send us any suggestions you may have for theme nights, topics for You Be the Judge, subjects for programs, or any professional photographers you think would be a good fit with the Club as judges or speakers.

Please send your suggestion to <pwccny@gmail.com> in the next week or so.



Images

Club president Chuck Pine will be presenting a program on photographic composition. It's scheduled for the Park West meeting on Monday, October 13th. He would like to use member's images for this program.

Please send some of your images that fit the following categories to us at <pwccny@gmail.com> by the middle of August (sooner, if possible)....

- Rule of Thirds
- Framing
- Repetition
- Symmetry
- Leading Lines
- Patterns
- Textures
- Layering

Chuck Pine Picnic

The Park West Camera Club's annual Labor Day Picnic, in honor of our President, Chuck Pine, is scheduled for Sunday of the Labor Day weekend, August 31st this year. The location is atop the Westminster apartment building—the home of long-time PWCC member, Gladys Hopkowitz.

The Westminster is located on the southeast corner of 7th Avenue and West 20th Street, in Chelsea. The address is 180 West 20th Street.



The roof af-

fords views of the City in all directions plus wide-open views of Jersey—great for sunsets. There are seating options, and, did I mention, the great views? And, just in case of rain, there is an indoor party room on the ground floor.

Getting to the Westminster is easy. The closest subway stop is the 18th Street station on the #1 line. Also within a

few minutes' walk are more than a half-dozen other lines. A plethora of buses are also available should you prefer to remain above ground.

This year the Club Picnic will be a B.Y.O. affair! If you don't know, BYO stands for "bring your own." The Club will not be providing any food or drink again this year. You must bring your own!!!



Bring a sandwich from home or pick one up from Subway, or a deli, or a your favorite supermarket. Bring a box of fried chicken from KFC, Popeye's, or any other cluckin' store. A slice or two might not be a bad idea. Burgers and fries, anyone? The choices are almost endless. Don't forget your side dish, appetizer, dessert, drinks, etc.

If you'd like to bring something to share with the group—a box of cookies, a bag of chips, a bottle of wine, a six-pack of beer or soda, whatever, (at your own expense) feel free to do so.

Space is limited! Only 35 or so PWCC members and their guests can be accommodated. A list must be provided for the doorman. Therefore, we request that you reserve your spot(s) at the picnic via e-mail to us at



<pwccny@gmail.com> This is on a first come, first admitted basis.

You may start arriving around 5 p.m. You may come anytime after 5 if you've got other things to do. We'll keep the party going 'til 8 p.m. or so. (Sunset is at 7:29 p.m.)

There will be lots to do, or not. You can sit around and chat with, and get to better know, your fellow PWCC members. You may start or join in on a photo discussion—consider it an off-the-cuff workshop. You can take a field trip around the neighborhood; maybe even take a few photos along the way. You can shoot from the rooftop vantage points all around the building.

Oh, by the way, there is no cost to attend—IT'S FREE!!!

Flower Photo Tips

Use a Tripod

A tripod will enable you to focus on the elements you want to highlight in your photograph. This will let you eliminate, or at least reduce camera shake—this is so very important for all genres of flower photography.

Zooming

Zoom is a web-based video-conferencing software tool that allows users to meet online. Zoom is compatible with Macs, Windows, smart-phones, and tablets. Zoom software is free to download to your devices.

The Club is using Zoom software to conduct all of its meetings. An email will be sent to all PWCC members prior to meetings. This email will contain the link to join the Zoom meeting. All you have to do is click on the link.

To download Zoom, go to www.zoom.us/download and click on the "Download" button. It's that simple!

Non-members who would like to join our Club meetings may request the link by sending an email to pwccny@gmail.com

Emailing PWCC

Send your competition images to...

pwcccompetition@yahoo.com

Send your articles, images, etc. for *Photo Notes* to...

pwccny@aol.com

Send all other email to...

pwccny@gmail.com

To contact Executive Committee members directly see the PWCC membership list for their personal email addresses.

Pop-Up Trips

The Club instituted Pop-Up field trips several years ago. Just what is a Pop-Up (also called a Drop-In) trip, I hear you cry? It is a field trip that any one of our Club members wishes to go on without a lot of pre-planning and fanfare.

You decide where you want to go and when you want to go there. You send a message via our Google Groups to all the other PWCCers who have signed up. It's that easy!


Whoever shows up will be a surprise. All you've got to do is shoot away and have fun doing it.

As an afterthought, it would be appreciated if all those who attend send a few images from the trip for *Photo Notes*. A short article would be nice but isn't necessary.

Submitting Images

The Club has over a dozen activities this year which ask you to submit images. These include competitions, theme nights, workshops, classes, and more. Here's what you need to know:

Images must be .jpg, with a resolution of 72 ppi, 2,000px on the longest side, and maximum size of 2MB.



Competition images must be titled as follows:

LastNameFirstInitial_Month
Year_Title.jpg

for example

JonesM_Jan23_Flower.jpg



Other images should be titled as follows:

Name_Number_Title

You may use your first and / or last name / initial. If you want your images shown in a particular order, number them 01, 02, etc. Use a real title, not the image number that came out of the camera.

for example

MaryJ_07_Flower





Sunshine Fund

A motion was passed at a Club business meeting to establish a Sunshine Fund as part of the Social Committee. The responsibilities of this new entity are to acknowledge birthdays, deaths, births, illnesses, and any other life events that impact our Club members and their families.

Long-time Club member Natalie Manzino has volun-

teered to take on this task for the Club. She has already purchased the necessary stationery to be able to express the sentiments of the Club and its members.

But Natalie needs your help in achieving the Club's goals through this committee. It would be great if each and every member could give her the month and day of their birthday (no years, please).

In addition, if you could let Natalie know of any life events that occur to any of our members, you or someone else, both present and past members, that would be great, too.

917-757-7086

<bklynntat@hotmail.com>



Club Meeting Times

The Park West Camera Club Monday night meetings this summer begin at different times...

Jun. 9 / 7 p.m.	Theme Night
Jul. 7 / 7 p.m.	Gallery Tour
Jul. 21 / 7 p.m.	Ice Cream
Aug. 4 / 6 p.m.	Model Shoot
Aug. 18 / 6:30 p.m.	Cruise
Sep. 8 / 6:30 p.m.	Welcome Back



PWCC Image Deadlines

<u>Event</u>	<u>Submission Deadline</u>	<u>Event Date</u>
Basic Composition	Aug. 15th	Oct. 13th
Welcome Back	Sep. 6th	Sep. 8th
Competition #1	Sep. 29th	Oct. 6th
Halloween/Fall	Oct. 25th	Oct. 27th
Competition #2	Octo. 27th	Nov. 3rd

Images of the Year

October 2024—June 2025

PDI-of-the-Year (24 points)

Abandoned Farm by Natalie Manzino

First Runner-Up (24 points)

Stork in Tree by Chuck Pine

Second Runners-Up (23 points)

Vegetables on the Road by Ruth Yashpan

Doorways by Natalie Manzino

Deep in Thought by Peggy Winkelman

Snow Tire by Barry Fahrer

Thank you to our three Year-End judges—Ken Hoffman, Wayne Parsons, and Jane Schreibman for their consistent scoring

Congratulations to all the winners in the 2024-2025 Year-End Competition. And a great big “thank you” to all who entered their images this year.

This month’s winners—the PDI-of-the-Year, the top five Runner-Up images, and more—are shown on the following 5 pages.

Cumulative Points

(Year-End Totals)

by Hedy Klein

Sonia Durante	120	Betsy Currier	74
Natalie Manzino	116	Richard Gold	74
Alec Rill	110	Mike Iannuzzi	70
Elena Pierpont	108	Alice Somma	70
Evelyne Appel	102	Jill Greiss	68
Chuck Pine	102	Raylie Dunkel	66
Michael Schleiff	102	Remy Deyglun	64
Janet Susin	102	Dottie Mills	60
Florence Forman	98	Allan Lauer	58
Marlene Schonbrun	98	Puneet Sood	58
Madeleine Barbara	96	George Corbin	54
Ann Broder	96	Julie Foehrenbach	54
Hedy Klein	96	David Miller	54
Charles Levin	94	Larry Rubin	54
Dudley Slater	94	Karen Corrigan	52
Nicole Dosso	92	Dov Bieber	48
Laura Toledo	88	Will Aimesbury	46
Carlton Johnson	86	Ruth Yashpan	46
Barry Fahrer	84	Bruce Byers	40
Doris King	84	Peggy Winkelman	34
Albyn Davis	82	Richard Borowsky	22
Christine Doyle	82	Eliot Nierman	18
Paul Grebanier	82	Renée Harper	16
Julie Wosk	82	Steve Mullen	14
Bill Apple	80	Michael Padwee	12
Jeff Langford	80	Elayne Dix	10
Larry Sapadin	78	Paula Paterniti	6
Jay Bitkower	74	Aubrey Thomas	4



Image of the Year
(original score—24 points)
(tie breaker score—26 points)



Abandoned Farm
© Natalie Manzino

Continued on next page

First Runner-Up
(original score—24 points)
(tie breaker score—24 points)



Stork in Tree
Chuck Pine

Continued on next page

Second Runners-Up (23 points)



Vegetables on the Road
Ruth Yashpan



Doorways
Natalie Manzano



Deep in Thought
Peggy Winkelman



Snow Tire
Barry Fahrner

Continued on next page

The following images received high scores but not high enough to be awarded Runner-Up status.



Magical Night
Alice Somma
(22 points)



Run For It
Carlton Johnson
(22 points)



Blizzard
Albyn Davis
(22 points)

Bow Bridge IR
Richard Gold
(21 points)



Nat Constitution Center
Ann Broder
(21 points)

Continued on next page



Boxing
Alec Rill
(21 points)



Peeking Through
Janet Susin
(21 points)



The Underbelly
Richard Gold
(21 points)



Overlooked
Paul Grebanier
(21 points)

Flower Photo Tips

Pay Attention to Weather

Clear blue, cloudless skies are not the best lighting for your flower shots. The harsh sunlight results in too much contrast, not showing off the flowers in their best light.

Wait for an overcast day and use reflectors and /or fill flash to add light where you want it.



By the Numbers

Individual Images

The 2 highest scoring images received 24 points each.

In the *Image-of-the-Year* run-off, the winner received 26 points and the *First Runner-Up* scored 24 points.

The 4 *Second Runner-Up* images each scored 23 points.

Range of Scores



Score	#	%
9	1	0.5%
10	2	1.0%
11	1	0.5%
12	7	3.8%
13	8	4.4%
14	15	8.2%
15	22	12.1%
16	36	19.8%
17	21	11.5%
18	20	11.0%
19	21	11.5%
20	13	7.1%
21	6	3.3%
22	3	1.6%
23	4	2.2%
24	1	0.5%
26	1	0.5%
	182	100%

This resulted in an almost-perfect bell curve!



Combined Scores

Total scores for the 45 members who submitted 4 images each ranged from 54 to 80 points

Only 1 Club member had a total of 80 or more points:
Natalie Manzino

Four PWCC members had a combined total over 75 points:

Carlton Johnson	78
Michael Iannuzzi	76
Julie Wosk	76
Janet Susin	75

Thirteen members had a combined total between 70 and 73 points:

Jay Bitkower	73
Barry Fahrner	73
Laura Toledo	73
Chuck Pine	72
Alec Rill	72
Christine Doyle	71
Paul Grebanier	71
Peggy Winkelman	71
Bill Apple	70
Florence Forman	70
Richard Gold	70
Allan Lauer	70
Alice Somma	70

Other Facts

46 PWCC members entered 182 images.

52% of the Club's 88 members participated.

15% of the images received 20 or more points.

The judges awarded a total of 3,053 points—an average of 16.8 points per image.

Out of the 8 *Images-of-the-Month* this year, only 1 of them scored over 20 points:

Abandoned Farm

by Natalie Manzino

Flower Photo Tips

Remove Distractions

Odds are whenever you take a flower shot, there are some distracting elements. Just remember Chuck's # Rule 1 of photography—"No matter where you're standing to take the shot, it's the wrong spot!"

Move around... move left and right, move closer in or farther away, move higher and lower.

You can also use a wider aperture that gives you a shallower depth-of-field to reduce focus on foreground and background objects.



Park West Camera Club

www.parkwestcameraclub.org
pwccny@aol.com / pwccny@gmail.com



Expanding Visions 31

Classical Elements

Expanding Visions is a photography class being offered this Spring. It is open to members of the Park West Camera Club and all other photographers.

Expanding Visions will be all virtual this year using the Zoom software.

The format of the class is simple: We start with an introductory session where we will discuss equipment, techniques, and the specifics of the course.

For the next four weeks you will work on the four (4) class assignments—one a week. It's up to you to interpret each assignment and shoot your images accordingly. Each Thursday we will go over the images from that week's assignment.

At the final session we will share our photographs from the Term Project, talk about our experiences, and evaluate what, and how well, we did.

The assignments in *Expanding Visions 31* are all based on the ancient Greek elements of earth, water, air, and fire.

Not too complicated, is it? Lots of fun and educational; but most of all, it will expand your vision in the photographs you take, and allow you to grow as a photographer.

Instructor: Chuck Pine

Schedule: Thursday evenings; May 22nd thru June 26th, 2025
 Classes last about 2 hours

This class is free to PWCC members who have paid their 2024-2025 dues.
 For non-PWCC members the fee is \$60 (paid in advance).

Let us know if you're interested!

[<pwccny@aol.com>](mailto:pwccny@aol.com)



<u>Date</u>	<u>Class Schedule</u>	
May 22nd	Introduction to the Class Overview of Equipment / Exposure / Etc. Preview of assignments and techniques	virtual meeting using Zoom software
May 29th	Assignment #1 Review	Earth
June 5th	Assignment #2 Review	Water
June 12th	Assignment #3 Review	Air
June 19th	Assignment #4 Review	Fire
June 26th	Final Review	Bugs and Make-ups



Assignment Details

Assignment #1	<u>Earth</u>	photograph parts of the solid earth—natural or man-made; mountains, deserts, grasslands, whatever; be creative
Assignment #2	<u>Water</u>	photograph parts of the liquid earth—oceans, rivers, rain; frozen (ice) or liquid (flowing or still), your choice; use differing techniques
Assignment #3	<u>Air</u>	photograph parts of the gaseous earth—atmospheric phenomena, clouds, storms, smog, anything that you can capture; use different focal lengths
Assignment #4	<u>Fire</u>	photograph things on fire or that are burning—candles, embers and ashes, matches; anything aflame or glowing
Term Project	<u>Bugs</u>	there are over 1,000,000 species of bugs—insects, spiders, centi- and millipedes, etc. on our planet; They may be found in and on the earth, the water, and the air, and they are attracted to fire and light; shoot whatever you can find using close-up or macro equipment



May Presentation

Arnie Kastenbaum

Arnie Kastenbaum is a New York City-based contemporary, film-based photographer and a master printer working in silver gelatin prints. His goal is to create a sense of surprise at seeing a simple object in a new and different way.

These images are from three of his portfolios: *Lights*, *Fractured*, and *Composites*.



All images
© Arnie Kastenbaum



Print Salon

by Betsy Currier

The Print Salon's last meeting of the season took place at Flo Forman's apartment on May 13th with seven members present. The past few meetings focused on comparing color quality in matte versus luster versus glossy prints. Various papers were discussed. We also discussed printing services for members who don't have photo printers. Printique in Brooklyn was one source that was recommended for both quality and cost.

Jeffrey Langford is stepping away from chairing the salon next year and asked if I would coordinate the group. I agreed.

Everyone thought that next year the Print Salon would be more theme-oriented.

I encouraged members to participate in competitions, such as the current one run by Soho Photo, whose deadline was May 23rd.

Generally the Salon meets on the 2nd Tuesday of each month. PWCC members who are interested in enhancing the quality of their printed images, whether from their own home printers or via a professional print service, are welcome.

I can be reached at [<edcurrier7@gmail.com>](mailto:edcurrier7@gmail.com)
Hope to see you soon.



Member Bios

Old and New Members

All new Club members are asked to submit an autobiography to help us get to know you better. The Membership Committee will be glad to assist you with this.

We now would like to ask not-so-new PWCC members to do the same. Tell us something about yourself—what you like to shoot, your background in photography, whatever you think would interest your fellow Park West Camera Club members.

Please submit your bio to [<pwccny@aol.com>](mailto:pwccny@aol.com) It will be published in a future issue of *Photo Notes*. Please also include a photo of yourself and a couple of your images with the article.

Elements of a Photo

Shape is fundamental to your images. Without shape you cannot identify your subjects. Shape is seen first by viewers and allows them to relate all of the elements in the image.



Lines are the strongest of all the photographic elements. Horizontals and diagonals, verticals and converging, all of these will strengthen your images.



Active

Chuck Pine
Helen Pine
Natalie Manzino
Ed Lee
Bill Apple
Marilyn Fish-Glynn
Myron Galef

Inactive

Gary Koulish
Linda Safran
Paul Perkus

Deceased

Ann Jackson
Fran Wetzstein
Gordon Watson
George Archibald
Sarah Corbin
Geraldine Cooke
Otto Litzel
Myron Brenton



Curtain Raisers

by Helen Pine

Curtain raisers are short (*no more than five minutes*) photography programs (*with a minimum of narration*) presented by Club members prior to our guest speakers.

Nine curtain raisers will be needed for the Club program next year. We'll be looking for volunteer presenters near the end of the summer.



Summer Birthdays

by Natalie Manzino

Here's the list of the Club members who celebrate their birthday during this season:

Joseph Abularrage
Evelyne Appel
Dov Bieber
Albyn Davis
Virginia Lawrence
Paula Paterniti
Aquiles Perez
Tom Quackenbush
Alec Rill
Larry Rubin
Dudley Slater
Karin Stern
Julie Wosk

Committee Liaisons

The Executive Committee (ExCom) has decided to continue for this coming year with the committee liaison model to spread the responsibility among the entire Executive Committee.

Here's how it'll work: Each ExCom member will be assigned committees as a liaison. Each committee chair or co-chair will report to the ExCom through this liaison. In this manner, it is felt that communication will flow much more smoothly, in both directions, between the committees. In addition, any concerns raised by the ExCom will be passed along to the committee chairs through the liaisons.

Here are the committee liaison assignments for the 2024-2025 Club year:

Competition	Michael
Membership	Helen
Photo Notes	Chuck
Print Salon	Betsy
Program	Christine
Website	Michael
Workshop	Joe

Inactive Committees

Archive
Field Trip
Gallery
House
Social



Photo Notes Deadlines

<u>Issue</u>	<u>Deadline</u>
September	Aug 18th
October	Oct 6th
November	Nov 3rd
December	Dec 1st
January	Jan 5th
February	Feb 2nd
March	Mar 2nd
April	Apr 6th
May	May 4th
Summer	Jun 1st

The sooner articles and items are submitted to *Photo Notes*, the quicker the editing and revision process can begin. Once all items are in place the draft copy of *Photo Notes* will be sent to the editors who will then have several days to edit and return their comments.

Upon completion, the *Photo Notes* issue will be sent to all members and to the Website Committee to be uploaded to <www.parkwestcameraclub.org>





PSA Membership

The Club is a member of PSA, the Photographic Society of America. Are you?

Individual Member Benefits

- Online Photography Classes
- Webinars
- Individual Competitions
- Travel Advisors
- Monthly *PSA Journal*
- Study Groups
- Personal Gallery Page
- Individual Competitions
- Member Discounts (photo hosting and sharing; camera and lighting equipment; fine art master class; KelbyOne; software offerings)

Elements of a Photo

Form adds a third dimension (depth) to shape. Form is dependent on light. How the light hits the form creates the feeling of depth. The contrast between shadows and bright areas turns shape into form.



Strong side lighting creates forms that stand out in an image.



by Julie Foehrenbach

Instagram, a social media site that focuses on pictures more than words, is a natural venue for a camera club. Park West launched its own Instagram page over three years ago and so far we have posted 738 images and have amassed 534 followers. Our goal is to showcase our work and attract new members to the Club.

We only post images that have received an A or higher in our monthly competitions and whose creators give us their permission to post. To protect our work, we have employed settings that prevent others from stealing our images or profiles as their own.

If you want to create your own personal page, keep in mind that Instagram is primarily a mobile app—it's designed to be used with a smartphone or a tablet. If you use a computer, you can look at the pages ("feeds") but you won't be able to post a thing. To visit the Park West page, download the Instagram app on your phone or iPad or go to www.instagram.com on your computer. Search for @Parkwestcameraclub and once you have found the site, press the *FOLLOW* button.

On the Website

by Michael Schleiff

The Club has set up forums for all members to use. The topics—which you join or create—could cover any area of photography and imaging including, but not limited to, how-tos, gear, Photo-shop, Lightroom, plug-ins, and more.

To get access to a forum, you must be signed in to the Club website with an active email address. After logging in, go to *PWCC Members Discussion Forums* on the dropdown menu and click to enter. As you scroll down you'll see a basic explanation of how these forums work, along with a how-to video. At the bottom of the page, there will be a heading for *Park West Camera Club*, with a button, *View Topic*.

Once selected you will see the topics that have been set up along with a button to *Create New Topic*. You can view the topics and all the posts. You may even post a comment of your own.

All signed-up members will receive an email notice when new posts have been added. (You can easily *opt out* from any of the forums.)

Any questions, regarding the forums, contact me at my personal email address mrscheliff@gmail.com

Thank you and enjoy the PWCC forums.

ExCom Meeting

by Christine Doyle
Recording Secretary

Minutes

May 15, 2025 (Via Zoom)

Participating ExCom Members:
President Chuck Pine;
Vice President Michael Schleiff;
Corres. Secy. Helen Pine;
Rec. Secy. Christine Doyle.
[*Treasurer Joe Nawy and Members-At-Large Jeff Langford and Betsy Currier were unable to attend.*]

The meeting was called to order at 7 p.m.

The meeting was called to discuss agenda items for the upcoming business meeting on May 19th, as well as other pending topics.

1. The election for the Executive Committee for the 2025-2026 year will take place at the May 19th business meeting. As all current members have stated their interest to remain in their current positions, and as no other members have been nominated to run for the board, the current board members will be declared as officers for the next Club year.



2. Dissolution Clause for Club Constitution: The proposed amendment for the Club's constitution was published in *Photo Notes* and is to be voted upon at the May 19th business meeting. Christine has reservations about the text of the proposed clause, and would like to table the vote until the first business meeting in the fall. She will make some revisions to the current draft, and then share the revised text with the Executive Committee in time to be published in the summer issue of *Photo Notes*. The Executive Committee members present agreed.

3. Year-End Competition: The judges are in place for the scoring of members' images at the year-end competition, which will take place on May 28th. They have been sent score cards to use for judging. The deadline for members to submit their images is May 19th. Members may submit

up to four images that they submitted to a competition from October 2024 through May 2025, but they must be the exact same image as the one originally submitted.

4. Otto Litzel Memorial Dinner: Members chose Arte Cafe on the Upper West Side (73rd Street off Columbus Avenue) as the venue for this year's Otto Litzel Memorial Dinner, which will be held on Monday, June 23rd. The cost per person for the sit-down dinner is \$45. It was agreed that the Club would pay for the gratuity, as well as an administrative expense charged by the restaurant (being a not-for-profit, the Club is exempt from paying taxes). Michael will follow up with the restaurant to confirm that the cost will apply as long as there is a minimum of 30 guests. Members will be asked to

Continued on next page

mail their checks to Joe, in advance of the dinner.



5. Expanding Visions 31: The introductory session for this year's Expanding Visions 31 will take place on Thursday, May 23rd. The assignments were printed in the latest issue of *Photo Notes*.
6. PSA Renewal: It was agreed that the Club renew its membership in PSA (the Photographic Society of America) for a period of two years, at a cost of \$85. This will be presented to the members for approval at the May 19th business meeting. The summer schedule was discussed.

The following events will take place in June:

- June 2nd = Year-End Competition
- June 5th = Expanding Visions 31
- June 9th = Member Theme
- Night (rescheduled from April)
- June 12th = Expanding Visions 31
- June 16th = Executive Committee Planning meeting (to be rescheduled)
- June 19th = Expanding Visions 31
- June 23rd = Otto Litzel Memorial Dinner

- June 26th = Expanding Visions 31
- June 30th = No meeting

Meetings are planned for every other week in July and August. The tentative schedule is:

- July 7th = Staten Island Ferry
- July 21st = Ice Cream Social and evening photo shoot at Brooklyn Bridge Park
- August 4th = Outdoor Model Shoot at Carl Schurz Park on the Upper East Side (to be held the following Monday if cancelled for bad weather)
- August 18th = [TBD!!]
- August 31st = Labor Day Weekend Picnic
- September 1st = No Meeting - Labor Day
- September 8th = Member Show & Tell

Chuck will coordinate with Ed Lee regarding the outdoor model shoot, and with Gladys Hopkowitz regarding the Labor Day Weekend Picnic, which will be self-catered as it was last year. Suggestions for the August 18th outing include a trip to the new Soho Photo Gallery location in Chelsea; a ferry ride to Port Arthur in Jersey City; and a Circle Line cruise of lower Manhattan. These will be discussed

further at the May 19th business meeting.

Helen would like to see the Field Trip Committee reconstituted with new leadership. She will make inquiries to see if some members are interested.

There being no further items to discuss, the meeting was adjourned at approximately 8:15 p.m.

Elements of a Photo

Patterns exciting! They can be found almost everywhere. Finding patterns where you least expect them adds a new dimension to your images.



Repeated patterns and broken patterns both reveal interesting aspects in a photo. Patterns can be used as the subject or as a background to an image. The use of patterns will always help in creating a better image. Use them to your advantage.

Business Meeting

by Christine Doyle
Recording Secretary

the general public. A version of the minutes with the full report was emailed to all members of the Club.]



Minutes

May 19, 2025 (Via Zoom)

Participating ExCom Members:
President Chuck Pine, Vice President Michael Schleiff, Treasurer Joe Nawy, Corr. Secretary Helen Pine, Rec. Secretary Christine Doyle, and At-Large Member Betsy Currier. *[At-Large Member Jeff Langford was unable to attend.]*

I. Call To Order: Chuck Pine called the meeting to order at approximately 7 p.m. There being 31 members present, a quorum was met.

II. Minutes of Previous Business Meeting: By motion, members present agreed to waive the reading of the minutes of the March 31st Business Meeting. *[They were emailed to members and published in the April 2024 issue of the Photo Notes newsletter, which is available on the PWCC website.]*

III. Treasurer's Report: Joe Nawy presented his Treasurer's Report for transactions from July 1, 2024 through May 19, 2025. *[Note: The full Treasurer's Report is not for*

IV. Committee Reports *[these reports are from committees that are currently active; the Archive, Field Trip, Gallery and House Committees are currently inactive]:*

- Competition: Chair Hedy Klein reported that the deadline for submitting images for the year-end competition is tonight. She reminded members that they can submit up to 4 of the images that they submitted to this year's monthly competitions, but no changes can have been made from the original versions. Members should send a separate email to Hedy if they want confirmation of receipt.
- Membership: Helen Pine, the Executive Committee liaison to the Membership Committee, reported for Chair Marlene Schonbrun, who was away. The Club has 88 paid members as of this date.
- Photo Notes: Chair Chuck Pine asked that any content for the next issue of the newsletter be submitted by Monday, June 2nd. Members are invited to submit articles, portfolios, and other images of interest

at any time prior to that.

- Print Salon: Betsy Currier reported for Jeff Langford. The Print Salon held its final meeting of the Club year last week and will be breaking for the summer. Betsy will be taking over the task of heading the Print Salon meetings for the 2025-2026 year. It's been decided that each Print Salon meeting next year will have a theme .
- Program: Co-chair Marilyn Fish reported that Ken Hoffman, Wayne Parsons, and Jane Schreiberman have been selected to judge the year-end competition in June. Ken is a photography teacher at Seton Hall; Wayne Parsons is a member and former president of Soho Photo Gallery; and Jane Schreiberman specializes in photographing India and other South Asian countries.
- Website: Co-Chair Christine Doyle reported that the website is updated weekly, and that recordings of monthly competitions, guest speakers/workshop events, and member theme nights are now posted on the

Continued on next page



website. Co-chair Michael Schleiff also noted that competition and member theme night recordings are posted for a month, and guest speaker/workshop recordings are posted permanently (under "Speaker & How-To Videos"). All members were encouraged to register with the Club website.

- Workshop: No report (there is no chair).

V. Old Business

A. Election of Executive Committee Officers and At-Large Members—The period for nominations to the 2025-2026 Executive Committee has closed. There being no nominees aside from the current officers and the two at-large members, the current officers will serve on the Executive Committee for 2025-2026: Chuck Pine - President; Michael Schleiff - Vice President; Helen Pine - Corresponding Secretary; Joe Nawy - Treasurer;

Christine Doyle - Recording Secretary; Betsy Currier - Member At Large; and Jeffrey Langford - Member At-Large.

B. Dissolution Clause for Club Constitution: The proposed dissolution clause for the Club's constitution has been published in *Photo Notes* and had been scheduled for a vote at tonight's business meeting. Christine Doyle explained her reservations regarding the text of the proposed amendment, and moved to table the vote until the first business meeting of the 2025-2026 Club year, so that she can make some revisions to the current draft, which, once reviewed and approved by the Executive Committee, will be published in the summer issue of *Photo Notes*. The motion was approved without opposition.

C. Year-End Competition: As noted above, the judges are in place for scoring members' images for the year-end competition,

which will take place on May 28th. They have been sent score cards to use for judging. The deadline for members to submit their four images is tonight. These images must have been submitted to a monthly competition from October 2024 through May 2025, but they must be the exact same versions as the ones originally submitted.

D. Otto Litzel Memorial Dinner: Members chose Arte Cafe on the Upper West Side (73rd Street off Columbus Avenue) as the venue for this year's dinner, which will be held on Monday, June 23rd. The cost per person for the sit-down dinner is \$45. It was proposed that the Club pay for the gratuity, as well as an administrative expense charged by the restaurant (being a not-for-profit, the Club is exempt from paying taxes). The estimated total cost of the dinner (for 30 members and guests) will be \$1350. Members were asked to mail their checks to Joe as soon as possible. Presently, the Club does not have a Zelle or PayPal account, but Joe Nawy will investigate and report back to the Executive Committee.

Continued on next page

E. Expanding Visions 31: The introductory session for this year's Expanding Visions 31 will take place on Thursday, May 22nd. The assignments were printed in the latest issue of *Photo Notes*.

VI. New Business

A. From the Chair:

1. PSA Renewal: Chuck reported that the Executive Committee would like to renew the Club's membership in PSA (Photographic Society of America) for a period of two years, at a cost of \$85. A motion to approve was made, seconded, and approved by voice vote without opposition.
2. The Executive Committee is putting together a schedule of activities for the summer. June will feature the year-end competition (June 2nd); the 'After Dark' theme night (June 9th) (rescheduled from April); and the Otto Litzel Dinner (June 23rd). Four meetings will be held in July and August. The Executive Committee suggested the following outings/meet-ups: Staten Island Ferry; ice cream night at Brooklyn Bridge Park; an outdoor model shoot; a pizza party; a private night at the new Soho Photo Gallery (Marilyn Fish-Glynn

suggested this be done in tandem with Arnie Kastenbaum's show in mid-August); and a Circle Line cruise of Manhattan harbor. Other ideas proposed by members included a visit to the Chinese Gardens at Snug Harbor on Staten Island; and a trip to either a Brooklyn Cyclones or Staten Island Ferry Hawks minor league baseball game.

3. Labor Day Weekend Picnic, August 31st: It was proposed to hold the Labor Day Weekend Picnic again this year at the outdoor party space on the roof of Gladys Hopkowitz's apartment building on West 20th Street. It will again be self-catered; about 25-30 people are expected. Gladys will confirm the date with her building management.

B. From the Floor

1. The cost of the Sunshine Committee's (Natalie Manzano) practice of mailing cards to members was discussed. It was decided that getting a subscription to an online greeting card service would be less expensive than continuing to mail paper cards. Natalie will investigate some of the online card services, such as

Blue Mountain Cards, Noble, and Jacquie Lawson.

2. The issue of competition judges' biases was raised, and a discussion about the subjective nature of judging ensued. It was noted that images that receive a B or C score can be re-entered into a subsequent competition.

VII. Good and Welfare

A. From the Chair: None.

- B. From the Floor: Marilyn Fish-Glynn reported that member Elayne Dix visited her to see the images from her Soho Photo Gallery solo show that are on display at her residence (The Watermark Building) in Downtown Brooklyn. Marilyn's photos will be on display until June 5th.

Helen noted that there will be no meeting next week, when Memorial Day is observed. Also, the introductory session for this year's Expanding Visions 31 will be on May 22nd.

- VIII. Adjournment: There being no further business, the Zoom meeting was adjourned at approximately 8:05 p.m.



Constitution Amendment—Dissolution

The proposed amendment to the *Park West Camera Club Constitution* regarding the dissolution of the Club was tabled at the May 19th 2025 business meeting.

*Don't worry! The Club is **not** considering dissolution.* We are still a vital, exciting, and strong organization. We are, however, aware of what has happened to many other camera clubs since the onset of the Covid-19 pandemic—they have failed and gone out of existence.

The tabling was initiated to enable the Executive Committee to rewrite parts of the amendment to make it more precise.

The new amendment will be voted upon at the Club's September 29th, 2025 business meeting.

Article XII Club Dissolution

Sec. 1: Should a majority of the Executive Committee conclude that the Park West Camera Club can no longer continue as a viable organization, they may call a special meeting of the Club's membership for the sole purpose of proposing dissolution of the Club. The Executive Committee must give ample prior notification and clear notice of the purpose of this meeting.

Sec. 2: At the special meeting, if two-thirds (2/3) of the members present agree that the Club should be dissolved, the Executive Committee will prepare a resolution to dissolve the Club, which then will be emailed to the full Club membership for voting.

Members will have two (2) weeks to return their email ballot. The Executive Committee will send regular reminders to members to return them. In order for the dissolution resolution to pass, three-quarters (3/4) of the Club membership must vote yes.

Sec. 3: Upon dissolution, the Executive Committee shall be responsible for the paying of all outstanding liabilities of the Club. Any and all physical property of the Club will be sold, donated, or otherwise disposed. Any money remaining in the Club's treasury will then be donated to a photography-related organization.

Bombs Bursting in Air

Celebrate Macy's 49th Annual Fireworks display in New York City with American Princess 4th of July Cruises. The best way to view this spectacular fireworks display is cruising in the actual location of the fireworks. And American Princess Cruises is offering this very opportunity.

The boat will be departing from the Brooklyn Bridge Marina (159 Brooklyn Bridge Park Drive) at 6 p.m. with

boarding beginning 30 minutes earlier. The cruise will return to the dock approximately ½ hour after the show ends.

Price: \$175

Click [here](#) for all the details.

You can also check out Circle Line <www.circleline.com> NY Waterway <www.nywaterway.com/July4Cruise2025.aspx> Event Cruises NYC <www.eventcruisesnyc.com> Seastreak <www.seastreak.com>



Theme Night

After Dark

On Monday night, June 9th, Park West had another theme night. This one was originally scheduled for April, but due to technical problems with the Zoom software, it had to be canceled and was rescheduled for this night. 23 members submitted up to 10 images that were shot after the sun had set. 36 PWCCers attended the meeting to enjoy the photos and congratulate the makers. Here are some of the images...



Rainy Night Traffic
© Helen Pine



Fireworks
© Jill Greiss



Untitled
© Laura Toledo

Continued on next page



City Lights
© Chuck Pine



Moon Rise
© Steve Mullen



Street Life
© Allan Lauer



Untitled
© Elena Pierpont

Continued on next page



See Double
© Evelyne Appel



Snow Storm
© Jeff Langford



Japan
© Natalie Manzino



Bryant Park
© Albyn Davis

Continued on next page



Untitled
© Richard Gold



Untitled
© Marlene Schonbrun



Looking Up
© Janet Susin



Starry Lake
© Cathy Smith

Continued on next page



Window View
© Will Aimesbury



Night
© Paul Grebanier



Untitled
© Karen Corrigan



Untitled
© Christine Doyle

Continued on next page



Untitled
© Hedy Klein



Moon-Boat
© Bruce Byers



Sienna
© Tom Quackenbush



Before Covid
© Bonnie Dubin

New York, New York

by Evelyne Appel

New York is indeed quite a wonderful town,... and a magnet for photographers. Freedom Tower is so majestic and a reminder of a tragic day in our city.

Strolling through Soho is so exciting. Some posters show us how much we treasure and cherish our freedom.

Go to 41st street and look down. Library Walk (from Lexington Avenue to Fifth Avenue) offers you Gregg Lefevre's ground sculptures with quotes from famous people. My favorite is "Words like Freedom" by Langston Hughes (1902-1969).

Columbus Circle buildings spoil us with their beautiful reflections. So many from which to choose.


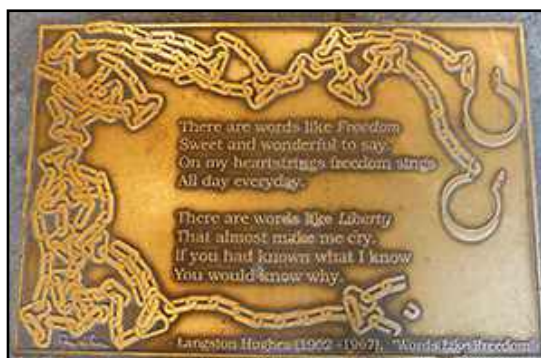
On winter holidays Saks Fifth Avenue's entrance sparkles, lures you in, and tempts you.

It is said that New York is a concrete jungle where dreams are made. Put a camera around your neck and your dreams come true.

"New York, New York is a wonderful town!"



All images
© Evelyne Appel



Stay-cation

Looking for something to do this summer while in the Big Apple. Here are a few things to check out while staying close to home...



Greenwich Village Pizza Walk
New York is full of pizzerias, but unless you do research, it's hard to find the best slice in the city. This Greenwich Village pizza walking tour has everything figured out for you. Visit three different pizzerias to sample their pizza and figure out which is your favorite.
—from \$75 per adult

Portrait Tips



Play with Lighting

Different lighting conditions (number of lights, position of the light, intensity of the light) create different results. Identify what needs to be conveyed by the image and adjust the lights accordingly.



Skyline at Night Guided Tour

No visit to New York City is complete without marveling at the sparkling skyline, but you can't find the best views unless you leave Manhattan. With this guided skyline panorama tour, you can enjoy some of the best skyline vistas from the nearby New Jersey waterfront. Some of the highlights include the photoperfect views of Lower Manhattan, the Empire State and Chrysler Buildings, and a stop for refreshments (at your own expense) at a real classic Italian bakery.

—from \$60 per adult



Underground Walking Tour

The New York City Subway is one of the world's largest rapid transit systems. Discover its heritage and secrets on this off-the-tourist-path guided tour with a small group. Visit City Hall Park to see the remnants of the first subway station; ride the 6 train through abandoned stations; see some hidden art installations in Union Square; and hear all about the history as you ride. Bring your own MetroCard or OMNY card to ride the rails.

—from \$39 per adult

Small Details Matter

In a headshot the smallest detail could be distracting. For example: make sure the hair is in place; good posture is always a plus; eliminate dandruff; smooth out the clothing; and so on.



Apologies / Corrections

Please note the following four corrections to members' names in the May issue of *Photo Notes*:

~~Alan~~ Allan Lauer
(page 10)
~~Susan~~ Sonia Durante
(page 13)
~~Evelyn~~ Evelyne Appel
(page 17)
~~Michael Iannucci~~ Iannuzzi
(page 28)

Sorry for the errors.

Sunset Tips

Bracket Your Exposures



Making multiple exposures of the same scene, each with a different light level, allows you to get the perfect overall image by combining frames using HDR (high dynamic range) techniques.

Cairngorms Life

David Miller, our Club member in Scotland, publishes a monthly blog of images depicting his life in the highlands. Check it out at <www.cairngormslife.com>



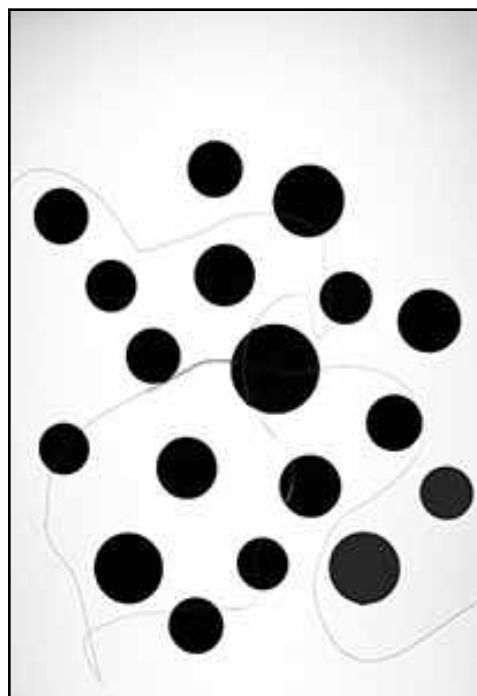
All images
© David Miller




Ribbons

by Elena Pierpont

Cleaning out my closet I came across my “Light Box” which has not been used for a decade. It inspired me to experiment using different ribbons and dropping them from about 12” above the light box and seeing the abstract shapes that they created. It was a fun time on a rainy day.



All images
© Elena Pierpont





Park West is a member of NYMACC (New York Metro Area Camera Council, Inc.)—an umbrella group for camera clubs and photographers in the New York metropolitan area. Its last monthly meeting was held on April 8th. (There was no representation from PWCC at this meeting.)

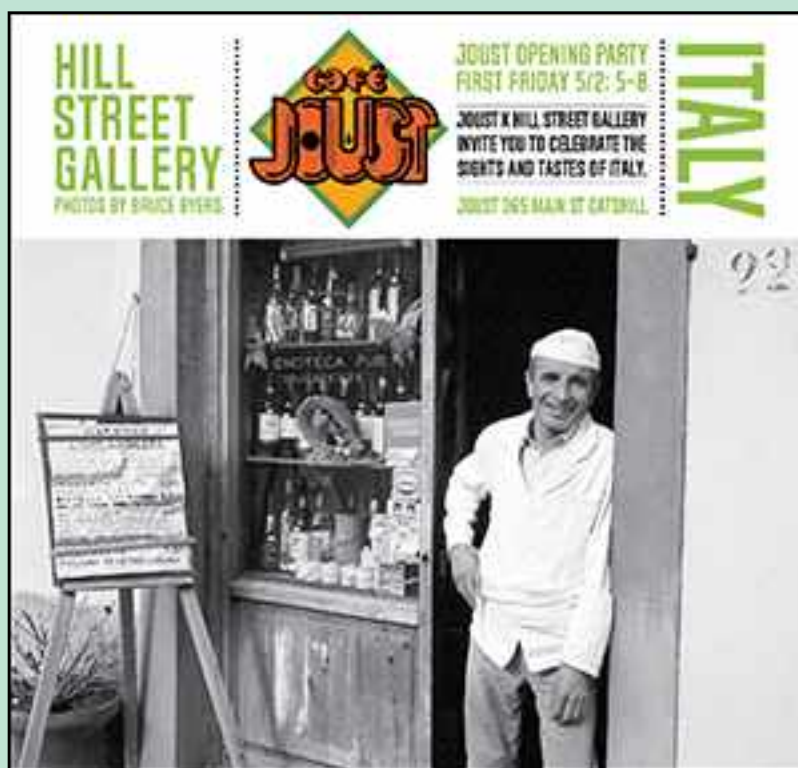
First on the agenda was a continued discussion about the planned NYMACC trip to Princeton, NJ scheduled for June 7, 2025. A “save the date” flyer was finalized and was set to be distributed.

The second item on the agenda was a discussion on how to increase membership in camera clubs. Members from a dozen or so New York area clubs contributed to the conversation.

The next NYMACC Zoom meeting is scheduled for the 13th of May at 7 p.m. All Park West members are invited to attend to see what goes on in the group. If you're interested in attending this Zoom event, write to this email for the link <deborah.NYMACC@gmail.com>



Visit Italy^{ext}



Cafe Joust's Lauren Tanchum and Hill Street Gallery's Bruce Byers have joined forces to transport you from the Village of Catskill to the cities and countryside of Italy.

Bruce received a grant from the Council of the Arts in Greene County to do a series of portraits of the people of Catskill that will result in a show and a book. Stay tuned...

Cafe Joust
365 Main Street
Catskill NY
@joustjuice
<www.joustjuice.com>
917 731-5132

Hill Street Gallery
65 Hill Street
Catskill NY
@hillstreetgallerycatskill
<www.hillstreetgallery.com>
917 992 1453

Online Gallery <www.hillstreetgallery.com>





About (Y)our Website

by Michael Schleiff

Park West Camera Club's website offers an array of topics for your review. The site should be your go-to place to get information regarding the Club. Following is just a partial list of sections that can be found on the website:

- Home Page—This is our face to the Internet world. On it is a listing of all the latest news and upcoming schedule of events. We highlight the latest competition winners in a continual loop for everyone to see. In addition, there's a direct link to the latest edition of *Photo Notes*. New issues are uploaded immediately upon their release each month. Finally, under the masthead, there is a menu area that lists 12 different areas of various Club info, some of which are:
- Newsletters—10 years of past *Photo Notes* are available online and may be downloaded.
- Organization—features the latest PDF files containing membership information including the PWCC Constitution and Bylaws. In addition, there is a "Resource Link" submenu. Listed here are web links to various imaging-related websites. Included are sites offering Photoshop and Lightroom help. We are always looking to add links, so if you have any photography-related websites that you would like to add, please contact us.
- Competition Manual & Labels—this is where the Monthly Judging Guidelines and Competition Manual are to be found. The Competition Manual includes detailed specifications on presenting PDI images for entry into competitions.
- Member Galleries—are available to show your work on the web. They can be accessed in the Member Galleries Menu or directly from any web browser by searching Park West Camera Club and your name. Instructions for setting up a gallery may be found at the first dropdown in the Club Members Galleries menu "Instructions to Create a Members Gallery." If you have any

questions, please follow up with the website committee.

- How-to Videos, Notes, and Speakers—all speaker talks have been recorded and uploaded to the website. In addition, we have how-to videos covering various techniques for editing your photographs.

Your Website Committee is continually uploading new and exciting information to the website. The goal is to make www.parkwestcameraclub.org a primary source for Club and imaging information. We are always looking to expand the website. If you have any ideas, please contact Michael Schleiff or Christine Doyle.

Elements of a Photo

Color is the most striking of the elements. Contrasting and complementary colors create amazing images.



Color evokes deep emotion. We think in color and feel in color and use color to describe those feelings.

Where to Go

Sculpture Gardens

With the nice weather finally here, trips to some of the area's sculpture gardens are a great photo op. We're all familiar with the ones close by—Grounds for Sculpture (outside of Trenton, NJ), PepsiCo/Kendall Sculpture Garden (in Purchase, NY), Storm King Art Center (in New Windsor, NY), for example—but there are lots more not too far away in the northeast states.

Here are a few of them to check out...



[Bedrock Gardens](#)

Lee, New Hampshire



[Coastal Maine Botanical Gardens](#)

Boothbay, Maine



[deCordova Sculpture Park and Museum](#)

Lincoln, Massachusetts



[Green Animals Topiary Garden](#)

Portsmouth, Rhode Island



[Hogpen Hill Farms](#)

Woodbury, Connecticut



[Opus 40](#)

Saugerties, NY



The Rights of Man

(and AI Image Ownership)
by Bill Apple

Not long ago I splurged for Elon Musk's brand of AI, *Grok*, which informal comparisons have informed me is the *best*—and it generates images too.

Just \$30 a month, no commitments and, I learned, a very, very liberal position on who owns those images that your prompts prompt.

Two things: Here's an image I specified and what Grok made of/ from it.



Now, note the photo credit, lower right: Grok.

So who owns this picture, which *I* prompted?

Surprisingly, Grok told me that *I* own it, as long as I don't violate xAI's usage policies (which are pretty simple and the opposite of onerous): essentially no slander, public shaming, unauthorized use of trademarks, and so on).

What's more, I am free to use the picture virtually any way I choose — even *commercially*, to sell something. It's even optional that I give Grok a photo credit, but if I do there is a format for that.

My Prompt:

Can you generate this image for me: A magician in tails and top hat holding a big hoop up, with a 747 -- appropriately scaled -- flying through the hoop? It should be like magicians who levitate bodies, then pass a hoop over them to prove that there are no strings attached.

The Result:



I have not compared and contrasted, but I am pretty sure that Adobe's rules on its AI-generated images are more restrictive, by a country mile. (I recall, I asked Photoshop for something — cannot remember, but it was politically controversial, not lewd)—and Photoshop balked. And as with Grok, I *pay* for Photoshop. They should ease up.

I don't know about the other AIs that also handle image-generation—like ChatGPT.

When I asked Grok whether the magician in its —actually in *my*—photo is a

real person, a model: No! It's a facial composite, not a real face. So it's unlikely there'd be lawsuits for infringing on anyone's likeness (known technically as *de-facing*. Just kiddin').

Grok seems to be a swell system, and for answers about normal things—not images—it can give really comprehensive responses, even make them succinct and pointed, if you put that in your prompt. So far, it's helped me:

- rank various antioxidant supplements for relative potency (I wanted to know about *quercetin*);

Continued on next page

- told me about tall ships in 1883 when the Brooklyn Bridge opened, potential crashes with tall masts;
- suggested how I might “game” ranked-choice voting in the June mayoral primary; and
- furnished a concise list of notable persons buried at Woodlawn Cemetery, and graves’ locales

All pretty swell and fast, and *informative*.

If you want to read up on photo-use legalese for *Grok-generated images*, here’s a link (yes!—Grok preserves links to answers it provides):

https://grok.com/share/bGVnYWN5_6215abef-a418-4725-8864-efc73ef1c3a2



Photo Cartoon



Sunset Tips

Use a Graduated Neutral Density Filter

The G-NDR will balance out the bright sky and the darker foreground to give a proper overall exposure.



Panorama of the Month



Birds on the Beach ©2022 Chuck Pine

Rest In Peace

Sebastião Salgado
1944-2025


Born in Aimorés, Brazil, in 1944, Sebastião Salgado trained as an economist before becoming a photographer in the early 1970s. He earned an MA in economics from São Paulo University in 1968 and a PhD in economics from the University of Paris in 1971.

His work at London's ICO (the International Coffee Organization) required him to make frequent trips to Africa, and his desire to document these experiences sparked his interest in photography. By 1974 he was freelancing as a photojournalist for the Sygma agency in Paris. He then worked for Gamma from 1975 until 1979, when he joined Magnum, the international photography cooperative.

Salgado has won many honors for his work, including the Eugene Smith Award for Humanitarian Photography, two ICP Infinity Awards for Journalism, the Erna and Victor Hasselblad Award, and the Arles International Festival's prize for the best photography book of the year for *Workers*.

Salgado's straightforward photographs portray many individuals living in desperate economic circumstances. And because he presents his images

in series, rather than singly, and because each work's point of view refuses to separate subject from context, Salgado achieves a difficult task. His photographs impart dignity and integrity to his subjects without forcing their heroism or implicitly soliciting pity, as many other photographs from the Third World do. His photography communicates a subtle understanding of social and economic situations that is seldom available in other photographers' representation of similar themes.



All images
© Sebastião Salgado



Where to Go

Living History

Have you ever wanted to see how people lived in the past? You might be familiar with the major historical events of certain eras, but what was day-to-day life actually like? These living history museums help you travel back in time with the use of reenactments, architectural preservation, live artisans, and hands-on activities. And they're all great photo ops...



Strawbery Banke Museum
Portsmouth, NH



Old Bethpage Village
Old Bethpage, NY



Mystic Seaport Museum
Stonington, CT



Fenimore Farm
Cooperstown, NY



Pioneer Village
Salem, MA



Allaire Historic Village
Farmingdale, NJ



Plimoth Patuxet
Plymouth, MA



Howell Living History Farm
Lambertville, NJ

Photo AI Update



Topaz Labs *Photo AI* has just been updated to Version 4. With it you'll get professional-level focus, detail, and clarity in any shooting situation.

If you purchased Photo AI more than a year ago, you will have to upgrade to get this version along with another year of ongoing upgrades. (Whenever Topaz does an update to a new version, they typically run a sale. Log into your Topaz account to see what your upgrade will cost.

If you purchased Photo AI in the past year, this latest release is included with your upgrade license. You can download it from Topaz's website for free.

<www.topazlabs.com>



Discover *LIKE la revue*

The French photography magazine is now available in English for the U.S. audience.

LIKE la revue is a French magazine that is published quarterly and is dedicated to contemporary photography—and now, it's available in English, in a special edition created just for America.

Launched in June 2020, *LIKE* delivers a unique editorial experience: it is a compact, ad-free format that puts powerful imagery and photographers' voices front and center.



Small Format, Big Impact

Elegant, practical design that makes it easy to read, collect, and share — while showcasing stunning photography in the spotlight it deserves.



A Platform for Photography

Each issue gives photographers the space to speak: personal reflections, interviews, and honest insights into their work and view of the world.



Global Perspective, Local Connection

While rooted in France, *LIKE* features world-class photographers from around the globe—including celebrated American names like: Joel



Meyerowitz,

Vivian Maier, Elliott Landy, Russ Melcher, and many more. From the legendary voices to new and rising talents.



High-Quality Content

No ads. Just photography, thoughtful stories, book reviews, and in-depth features. *LIKE* is slow journalism for people who love the art of photography.



Where to Go

UNESCO

There are incredible UNESCO World Heritage Sites around the world, just waiting to be explored and photographed. Each has unique cultural or natural significance.

Here are some you may want to point your camera at...



Giza Complex
Egypt



SGang Gwaay
Alaska



Bergen
Norway



Surtsey, Westman Islands
Iceland



Ephesus
Turkey



Komodo Dragon National Park
Indonesia



L'Anse Aux Meadows
Newfoundland



Taj Mahal
India



Rhine Gorge
Germany



Edinburgh
Scotland



Angkor Wat
Cambodia



PHOTO ADVENTURES

Summer Shooting Tips

The following five tips for shooting this summer come from Susan Magnano's PhoTour Adventures. (Susan presented a workshop on light painting to the Club this past January.)

1- Tell a Summer Story

Think beyond a single image: capture a series that tells a story. Campfires, sandy toes, ice cream drips, sun hats, and sunsets all add up to evoke the feeling of summer in a visual narrative.



2- Embrace Golden Hours

Summer sun can be harsh, so aim to shoot during the golden hours—right after sunrise or just before sunset. The warm, light creates beautiful shadows and flattering tones, especially for landscapes and portraits.

3- Use Backlighting for a Dreamy Glow

Position the sun behind your subject for beautiful rim lighting. Backlighting can create a magical, almost ethereal look—especially through translucent elements like leaves, hair, or fabric.



4- Movement and Energy

Summer is full of action like surfing, hiking, biking, etc. Try panning to show motion blur, or burst mode to freeze a moment of movement. Don't just document—*amplify* the energy.

5- Protect Your Gear from Heat & Sand

Hot cars and sandy beaches are not camera-friendly. Use a padded bag, avoid leaving gear in direct sun, and keep a ziplock or microfiber pouch handy to guard against sand and dust.

Bonus Tip: Use Sun Flare

Let the sun peek into your frame for lens flare that add drama and a cinematic look. A well-placed sun flare can turn a good photo into a great one. Shoot at aperture $f/16$ or smaller to capture sun flare in your images.



Elements of a Photo

Texture refers to the quality of the surface of an object, revealed through variances in shape, tone, and color. Texture can bring life and vibrance to images that would otherwise seem flat and uninspiring.



Photo Shorts

Half Frame Digital



Reminiscent of the half-frame film cameras of yesteryear, the *Fujifilm GFX100RF X half Digital Camera* melds the ease of digital shooting with the pleasure, presence, and texture of shooting film. The camera features a new 1", vertically-oriented 18MP sensor and a fixed Fujinon Aspherical 10.8mm *f*-2.8 lens. A host of film-reminiscent features—include a Frame Advance Lever, Film Camera mode, 2-in-1 mode, and Fujifilm's celebrated film simulations. With three body colors (silver, black, and charcoal silver) the pre-release price is set at \$849.

Grip/Tripod



The *Sony GP-VPT3 Wireless Shooting Grip with Detachable Remote* is a convenient tool that allows users wireless control in both configurations—as a large grip for handheld shooting as well as a sleek tabletop tripod. Compatible with select Sony cameras that have Bluetooth connectivity, this grip offers wireless control via a handy, detachable remote with a built-in shutter release, video record, zoom/focus control, zoom/focus lock and on/off buttons—all for \$158.

Compact Hybrid



Sony announced its latest compact Cinema Line camera, the *FX2*, with a 33MP full-frame sensor, 4K shooting up to 60 fps and Full HD up to 120 fps, a 3.68m-Dot OLED viewfinder, AI-based subject recognition and framing, 15+ stops of dynamic range, and 4K live streaming. To this robust suite of bona fides, the *FX2* adds the ability to capture stills in S-Log3 mode with optional LUT application. Body only price...\$2,698.

Nik Upgrades

DxO announces the new *Nik Collection 8*—and it's the most powerful version yet. Discover new features that enhance photo editing. A ton of upgrades to Nik Silver Efex, and new Color Masks to Nik Color Efex make them better than ever. Plus, you'll get all of the upgrades that made versions 6 and 7 amazing.

The best black-and-white editor on the market just got even better. Silver Efex has a streamlined user interface, a color reference image for accurate edits, new Local Adjustment options, Color Masks, Filter Looks, and much more.

Color Efex has masks to make complex selections easier than ever. Plus there are upgrades to seamless switching between plugins,

Luminosity Masks, Quick Exports, Local Adjustments, Smart Object options, and a massive speed boost.

Go to <www.dxo.com> to download a free trial or to purchase it outright.



Where to Go

No Passport Needed

A European vacation/photo op may not be in the cards right now—cost, Covid, languages, etc. Fortunately, good old North America is full of places to visit that have the feeling of highly coveted destinations without the massive price tags. Consider these destinations for your next getaway...



Quebec City, Canada
Instead of the French Countryside



Virginia Wine Country
Instead of Tuscany



Leavenworth, Washington
Instead of Bavaria



Savannah, Georgia
Instead of Barcelona



Solvang, California
Instead of Denmark



Using Your Camera

by Chuck Pine

Fighting Backlighting

Backlighting refers to the technique where the main light source is positioned behind a subject, illuminating them from the back and facing the camera. This method is used to create more visually stunning and dramatic effects in your photos.

However, backlighting can create problems, especially with your exposures. It will require you to pay special attention to camera settings. If you aren't correctly set up, your images may not get enough exposure. This will result in low detail, lack of color, and more.


Here are some tips to help resolve the problems created by backlighting...



- If the subject is close enough to use a built-in flash or a flash attachment, set it to its lowest power setting. This will place a catchlight in the subject's eyes or add highlights on the subject's surface.



- Set the camera metering pattern to spot or center-weighted to achieve the results that best suit the shooting situation.



- Try not to include any unnecessary background that can fool the camera's exposure meter.



- Use the camera raw file format for maximum quality and more options in post-production.



- Due to low light on the subject, auto focus might have trouble locking on. Manual focus will be quite helpful in these situations.

Composition Counts

When you create an image, you're forcing a 3-dimension subject onto a 2-dimension medium. This befuddles and confuses the brain! It *wants* to see in 3-D.



Basically, what's going on is that composition fools the brain into seeing what it wants to see.

Composition leads the brain through a photo—it's the road map to an image.

This is why composition is so crucial to achieving incredible photographs.

There are over two dozen rules of composition. Some of them are...

- rule of thirds
- leading lines
- frame within a frame
- patterns and textures
- juxtaposition
- golden ratio
- diagonal and triangles
- rule of odds



Using Your Camera

by Chuck Pine

Blown-Out Highlights

Did you know that many of our cameras—especially DSLRs and mirrorless ones—include a feature that protects the highlight area in a photo from being overexposed?

In Canon cameras it's called *Highlight Tone Priority*. Nikon calls it *Active D*. Fujifilm prefers to call it *Dynamic Range*. With Sony bodies, it's called *D-Range Optimizer* (aka *Dynamic Range Optimizer*). I'll simply refer to them all as "highlight savers."



These functions are not well-known because they're tucked away in the camera's menus usually called image quality. But when enabled, they can be a lifesaver in tricky lighting situations—especially scenes with bright skies and reflective water or snow.

Instead of blowing out the brightest parts of your image, highlight savers adjust the dynamic range by preserving detail in the highlights *without* darkening the entire photo.

You'll still get a well-balanced exposure across your frame, but with far less risk of any washed-out clouds or clipped whites. Bonus: it also lifts a bit of detail from shadows to maintain a more natural look.

Try enabling it next time you shoot a sunset, beach scene, or an indoor portrait near a bright window. [*Just note that in some cameras, it disables ISO values below 200—but that's a small tradeoff for better highlight retention.*]

Leica Hikes Prices

As recently reported by *PetaPixel*, Leica's prices are increasing in the US due to tariffs. The scale of the price increase is, in some cases, extreme. Certain Leica products are nearly twice as expensive now.

One such example is the Leica D-Lux 8 compact camera that Leica announced nearly a year ago. It launched last summer for \$1,595. Now the D-Lux 8 sets American photographers back an eye-watering \$2,790.



Given the much higher price for the D-Lux 8, it's a safe bet it is primarily made in China. That's not true for all of Leica's products, some of which are still handmade in Germany.

More to come...

Sunset Tips

Experiment with Silhouettes

Simply take the exposure reading from the sky.



Photo Shopping

by Chuck Pine

Lights. Camera. Action.

An action camera is a digital camera designed for recording action while immersed in it. Action cameras are typically compact, rugged, and waterproof. Many can take photos in burst mode, in time-lapse mode, and in high definition slow-motion video mode. The camera is typically worn or mounted in such a way that it can shoot from the point of view of the shooter such as on a hat or helmet, on the chest, or on the handlebars of a bicycle. It is mostly designed to require minimal interaction once the shooting has begun.

Here are some of the best on the market...



GoPro Hero12 Black

\$300

Pros

- Best stabilization
- 27MP stills in RAW format
- Automatic cloud backups
- Durable & waterproof

Cons

- Large body size



Insta360 X4

\$500

Pros

- Outstanding 8K video
- Large touchscreen
- Dual lens system
- Great battery life

Cons

- Gets hot at higher resolution recording
- Expensive



DJI Osmo Action

\$209

Pros

- Super rugged & waterproof
- Great value for money
- Color displays on both sides
- Voice control works well
- Excellent image stabilization

Cons

- No live streaming
- No tripod socket
- No stabilization in HDR mode



Sony RX0 II

\$698

Pros

- Pocketable size
- Tactile buttons
- 180° Tilttable LCD Screen
- Zeiss lens for sharp images

Cons

- Expensive
- Inferior image stabilization
- Small, cumbersome controls



Akaso Brave 4

\$68

Pros

- Cheap
- 4K video & 20MP images
- Adjustable view angle
- 19-piece accessory kit included

Cons

- Inferior stabilization
- Poor audio quality



Most popular US national park—Mammoth Cave National Park ousted the

previous most popular, Glacier National Park for the #1 spot. Let's hear it for the underground underdog!

Photo Shopping

by Chuck Pine

Photo/Travel Gear

From cellphone accessories to camera accessories and more, there are lots of gadgets that help you enjoy not just your destination, but the journey to get there, too. Here are some you might want to check out...



Stabilizer

iSteady Smartphone Stabilizer lets you take high-quality images and videos with your smartphone. It has a reversible AI vision sensor with face tracking, so your subjects are always in focus.



Printer

You can print photos with the seven-ounce *HP Sprocket 2X3*

Instant Smartphone Printer. It's compatible with most phones, works using Bluetooth, and prints on sticker paper.



Power

The *Anker 737 Power Bank* is ultra portable, has three ports for charging, and can power up a smartphone, or other devices, up to five times.



More Power

The *Ceptics World Travel Adapter Kit* has both USB-A and USB-C ports and can accommodate seven devices at once. It also has a built-in surge protector. The six plugs allow it to be used in most countries around the world.



Road Trips



The Great River Road

Old Man River, Big Muddy—by any name, the mighty Mississippi cuts across the American landscape from its headwaters in Minnesota down to where it meets the sea in Louisiana.

Highlights along the Great River Road: Main Street USA (WI), St. Louis (MO), Natchez Trace Parkway (MS), New Orleans (LA)

PhotoShpping

by Chuck Pine

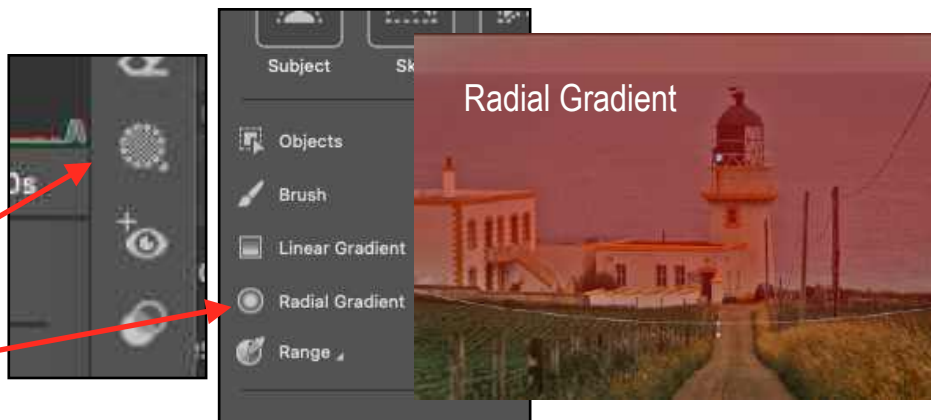
Adding Fog

Sometimes you've got a good picture but it just needs a little something extra.

How about some fog?

Follow these simple steps to add fog to an image in Lightroom (Lr) or Camera RAW (ACR) [it also works using the Camera RAW filter in Photoshop]...

Go to the **Masking Tool** and click on the **Radial Gradient**.



Draw where you want the fog to be.

Go to the **Contrast Slider** and lower it to **-100**.



Scroll down to the **Dehaze Slider** and lower it to **-100**.



If you want more fog, go to the **Mask**, right click on it (or hold down the Option/Alt key and then click on **Duplicate Mask**



B & H Event Space

The B&H Photo Event Space offers free virtual and live workshops. Here are a few of the upcoming offerings:



Wed, Jun 25
From Fear to Flash
 Photowalk
 Speaker: Joseph Carey



Thu, Jul 10
Infrared Photography
 Speaker: Thibault Roland

For more information and additional workshops go to bhphotovideo.com and click on Event Space.



Tue, Jul 22
Central Park Waterfalls
 Photowalk
 Speaker: Tony Gale



Thu, Aug 7
B and W Photography
 Speaker: Thibault Roland



Tue, Aug 19
Portraits with Strobe
 Photowalk
 Speaker: Tony Gale



PSA Conference



The Photographic Society of America's 2025 Photo Festival is scheduled for September 24th thru the 27th. It will be held in Portland, Oregon.

Enjoy many photographic opportunities, seminars, and workshops. Meeting member photographers from around the world.

Details for the festival are not yet available. Check the website <www.psa-photo.org> for late-breaking information and online registration.



Sierra Meetings 2024-2025

The New York City Sierra Club Photo Committee has meetings scheduled for the upcoming 2024-2025 year. Some of the meetings will be held using the Zoom Software and some will be in-person at the School for Visual Arts (SVA)—136 West 21st St, Room 418F. Tickets for the event must be purchased in advance on [Eventbrite](https://www.eventbrite.com). An \$8 donation is suggested.

Tues.	9/17/24	SVA
Tues.	10/15/24	Zoom
Tues.	11/12/24	SVA
Tues.	12/17/24	Zoom
Tues.	1/21/25	SVA
Tues.	2/18/25	Zoom
Tues.	3/18/25	SVA
Tues.	4/15/25	Zoom
Tues.	5/20/25	SVA
Tues.	6/10/25	Zoom

[SVA meetings are hybrid — both in-person and on Zoom]



Gettle Photography
worlds to explore

Join Steve and Nicole Gettle on an unforgettable photo tour as they lead nature photography tours to some of the most stunning destinations around the globe. With a passion for the natural world, they are excited to share their expertise and help you create images that showcase the beauty of our planet.



Madagascar—The Land of Lemurs
October 5th - 18th, 2026
8 participants
\$12,430 (deposit \$2,500)



Tanzania Wildlife Adventure
February 15th - 26th, 2026
7 participants
\$11,875 (deposit \$2,500)

For more information and/or to sign up for either trip, go to
<www.stevegettle.com>




Beautiful Sri Lanka Photography Tours

For more information visit
www.bslpat.com

Are you looking for a unique
portrait photography tour
similar to those in India,
Vietnam, Indonesia, Laos,
Morocco and Cambodia but in

SRI LANKA?

THE LOCAL PEOPLE PHOTOGRAPHY TOUR



New Yorkers Capturing Nature

SIERRA PHOTO NYC



Exhibition Dates: June 7–29th, 2025

Open Weekends Only 1–6 PM

Opening Reception: Saturday, June 7th 2–4 PM

BWAC – Brooklyn Waterfront Artists Coalition
481 Van Brunt St, Door 7A, Red Hook, Brooklyn



©William King



©Sharon Lee Crocker



©Donald Cannon

New Yorkers Capturing Nature explores how photographers see nature in and around the city – from intimate details to sweeping, wide-angle views.

FREE & OPEN TO PUBLIC

www.sierraphotonyc.com

@sierraphotonyc

Santa Fe Workshops

Here is a partial list of SFW workshops, both online and in-person...

Looking at Photographs:

A Retreat in Santa Fe

M. H. Rubin

October 11 – 13

In Santa Fe

The Language of Light Painting

Chanette Manso

September 10 – October 15

Wednesdays

5:30 p.m. to 7:30 p.m. MT

Online

From Photo to Frame

Intro to Digital Printmaking

Stefan Jennings Batista

October 13 – 17

In Santa Fe

The Portfolio Class

Shape Your Vision

Jean Miele

October 7 – November 11 |

Tuesdays

12:30 p.m. to 2:30 p.m. MT

Online

Exploring Collage

Natalie Krick

August 20 – September 17

Wednesdays

5 p.m. to 7 p.m. MT

Online

Here is a partial list of SFW international programs around the world...

San Miguel de Allende

Jennifer Spelman

September 25 – 29, 2025

India

Jennifer Spelman & Michael

Amici

October 17 – 28, 2025

Kyoto, Japan

Eddie Soloway

November 12 – 21, 2025

Bhutan

Jennifer Spelman

April 23 – May 3, 2026

The Western Balkans

Arthur Meyerson

April 15 – 25, 2026

Vietnam

Jennifer Spelman

September 8 – 20, 2026



You may click on the above workshop titles (in [blue](#)) for complete information.

Call for Submissions

Weather Photographer of the Year is looking for both weather and climate images. There are four prizes available in four weather-related categories. The deadline is June 19th. Get all the details [here on the WPOTY website](#).

Headshot Tips

Composition and Framing

A well-composed headshot centers on the subject's face and shoulders, without any distractions in the background.

Wardrobe Choice

The subject's clothing should be appropriate for the intended purpose of the headshot. Solid colors or subtle patterns work well most of the time.

Minimal Retouching:

While some minor retouching may be acceptable to correct minor blemishes or lighting issues, excessive retouching that alters the subject should be avoided.

NEA Grants

The *New York Times* reported... "After President Donald Trump proposed eliminating the National Endowment for the Arts, the agency withdrew or canceled grant offers to arts organizations around the nation via email last week.



B&H invites you to join them at Bild Expo 2025
a two-day celebration of photography, content creation, and filmmaking
at the Javits Center on June 17 & 18
Register today to get exclusive updates on speakers, experiences, and more!
<www.bildexpo.com/2025/?ref=SWO0217b>
Bild Expo is free.



Join legendary photographer Art Wolfe for an exclusive journey through Egypt, where the ancient world unfolds in spectacular visual splendor. This immersive photography tour promises a unique opportunity to explore and capture the timeless beauty of Egypt's most iconic landmarks before they are open to the public.

\$14,995

Limited to 10 participants

<www.artwolfe.com>



The Salt Marsh Alliance, Inc 2025 Nature Photography Competition

Theme: "Nature in our park"

Got an eye for nature? The Salt Marsh Alliance invites photographers to capture and display captivating images showcasing nature in Marine Park , as seen through your lens.

Send in your pictures now!

Closing Date September 30, 2025

For more information please go to saltmarshalliance.org
and click on

Salt Marsh Alliance Nature Photography Competition 2025



Salt Marsh Nature Center
3302 Ave U
Brooklyn, NY 11234
saltmarshalliance@gmail.org

The **Aesthetica Art Prize 2025**, one of the UK's most prestigious awards for contemporary art, is open for entries.

This award celebrates creativity in all its forms and they are looking for submissions from across media including: Painting and Drawing; Installation and Performance; Video, Photography, Digital Art Installations; Art Film, and more.



The deadline this year is September 2025. Find out more and submit here: aestheticamagazine.com/artprize/

Winners receive...

- £10,000 Main Prize
- Exhibition at a major public gallery
- Publication in *Aesthetica Magazine*

Wilderness Shooting

Here's a 5-day, all-inclusive photography adventure through the lesser-known landscapes of the Mojave Desert. From jagged peaks and unnamed slot canyons, to abstract aerial vistas, this photo workshop offers unparalleled chances to capture the mysteries of the desert.

You'll build photo skills with in-depth lessons on focus stacking, wide-angle composition, advanced Photoshop techniques and more. With a small group of just five participants, your personalized learning is guaranteed.

Join *Warner Wilderness Photography* on April 17–21, 2026, and transform your



photography amidst the Mojave's hidden gems.

WWP is also offering these other photo tours...

- Alaska Aurora
- Badlands Fall
- Aerial Alaska
- and more

Check it all out at www.warnerwildernessphotography.com/phototours

iPhone Photo Academy

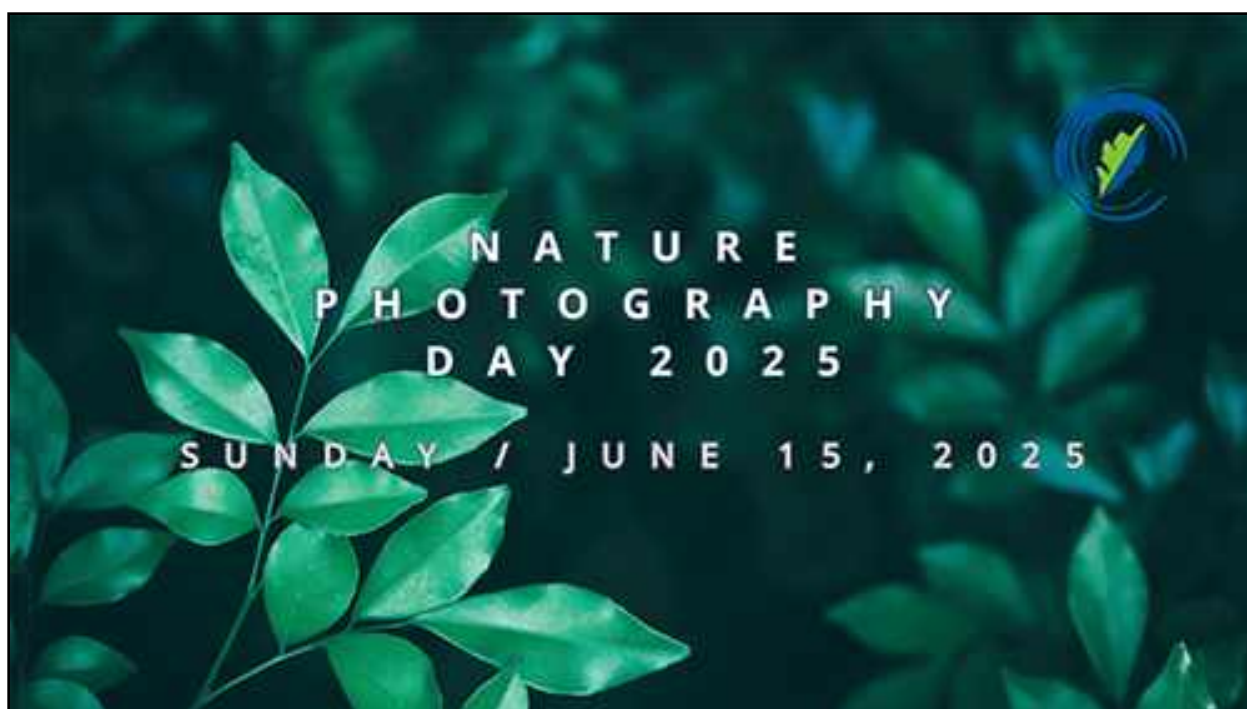
I'm sure you've all seen the ads for the above titled program. I see them on the web, in emails, and elsewhere. But what do we know about this company that promises the best photos ever from your iPhone (or other smartphone, for that matter).

Nothing!

Except for the fact that they are always offering the classes at great discounts. Last month, for example, for only \$39 you could get everything they have to offer—a savings of 84%, or so they said.

If you're willing to take a chance with them, let us know what you learn. Share it with us. Thanks for your curiosity.

www.iphonephotographyschool.com



PSA on YouTube

The Photographic Society of America (PSA) has officially opened their new outlet for info—a YouTube channel!

This will be your go-to destination for photography content, tutorials, member spotlights, event highlights,

and much more. Whether you're an aspiring shooter or a seasoned pro, the PSA channel will offer valuable insights and inspiration to elevate your craft.

<[www.youtube.com/](https://www.youtube.com/@PSAPhotoWorldwide)
[@PSAPhotoWorldwide](https://www.youtube.com/@PSAPhotoWorldwide)>



Be sure to subscribe and turn on notifications so you never miss an update.

Stay tuned for amazing content coming your way.

Schedule of Activities

Park West Camera Club meets just about every Monday night (with some exceptions for a few holidays and a shortened summer schedule).

Due to the coronavirus pandemic and its aftermath, Club activities will be virtual using the Zoom software. Members will be emailed all the information necessary to log in and participate. Guests may request log-in details by emailing Park West Camera Club at [<pwccny@gmail.com>](mailto:pwccny@gmail.com)

Check the Club's Website [<www.parkwestcameraclub.org>](http://www.parkwestcameraclub.org) for late-breaking details on PWCC meetings and other Club activities.

Meetings begin at 7 p.m. except for the competitions which begin at 6:30 p.m. You may log-on using the Zoom software 15 minutes earlier.

Listed on the following pages, and marked with an asterisk (*), are all **PWCC activities**. Also listed are **Photo Ops** (opportunities to take photos) and **Photo Events** (of interest to photographers).



* Monday, June 9
Theme Night
After Dark

Tonight we'll share our images shot after sunset and as the stars are shining brightly above (whether or not they're in the photos). *[This event was originally scheduled for April but was postponed due to technical problems with Zoom software.]*



Tuesday, June 10
Photo Op
Museum Mile Festival

The Museum Mile Festival is an annual (this is the 45th year) street party that offers free entertainment and admission to museums along "Museum Mile" from 82nd Street to 105th Street on Fifth Avenue. More than a dozen museums and organizations will open their doors from 6 to 9 p.m.—rain or shine. For more specific info go to [<www.mcny.org/museummile>](http://www.mcny.org/museummile)



Tuesday, June 10
Photo Event
Sierra Photo

The New York City Sierra Club Photography Committee is meeting tonight. This meeting is on Zoom only. Purchase your ticket through Eventbrite. \$8 is the suggested donation. Tonight is a *Members Night*. Everyone may share up to eight images based in nature (wildlife, land- and sea-scapes, vegetation, and the rest). All images must have a resolution of 72ppi and be 1920px on their longest side. Send your images as email attachments to [<sierraphotonyc2@gmail.com>](mailto:sierraphotonyc2@gmail.com) The deadline for submitting images is Sunday, June 8th, at 6 p.m.. For additional info on the Photography Committee go to [<www.sierraphotonyc.com>](http://www.sierraphotonyc.com)





* Thursday, June 12

Expanding Visions 31
Assignment #3 Review

Tonight is the review session for the third assignment of *Expanding Visions 31*. It will take place on Zoom at 7 p.m. Tonight's assignment is *air*—photos of the gaseous parts of our planet, natural or man-made, such as (but not limited to) clouds, smoke, or whatever else comes to mind. All class participants may enter up to five (5) images. **The deadline for submitting your images is 11:59 p.m. on Tuesday, June 10th.** Remember to be creative! Send your five images to [<pwccny@gmail.com>](mailto:pwccny@gmail.com)



Thursday, June 12

Photo Event

Salmagundi Photo Exhibit

This is one of the Salmagundi Club's two open photography exhibitions. It is open to all photographic media; both the traditional as well as collage and conceptual/fine art styles. This competitive exhibition features both well known and up-and-coming artists to

exhibit their work in the Salmagundi Club's galleries. The opening reception, from 6 p.m. to 8 p.m. tonight, is free and open to the public. An RSVP is required [<www.ticket-source.com/booking/select/ymjodlkxoxjd>](http://www.ticket-source.com/booking/select/ymjodlkxoxjd) The show runs through June 27th, Tuesday through Sunday, from 1 p.m. to 5 p.m.



Saturday, June 14

Photo Op—Flag Day

The Flag Day celebration and parade is hosted annually by the Sons of the Revolution in the State of New York. The parade steps off at 12 noon from City Hall Park and ends at the grandstand in front of Fraunces Tavern Museum. (Admission to the museum, for today only, is \$1.) If you want to shoot the participants as they prepare for the parade be at City Hall Park by 11 a.m. Be patriotic, shoot the parade, and have some fun!

Saturday, June 14

Photo Op

Pigeon Fest

In celebration of Iván Argote's *Dinosaur*—the striking 17-foot-tall pigeon sculpture at the Spur on the High Line—and



National Pigeon Appreciation Day, the High Line presents *Pigeon Fest*, a full-day festival celebrating pigeons, urban ecology, and public art. It is taking place along the half-mile stretch of 30th Street on the High Line. Pigeon Fest is free (with registration). Click [here](#) to sign up.



Sunday, June 15

Photo Op

Nature Photography Day

The 15th of June is designated as Nature Photography Day by the North American Nature Photography Association (NANPA). The purpose of this day is to promote enjoyment of nature photography, and to explain how images are used to advance the cause of conservation and to protect plants, wildlife, and natural areas both locally and globally. Get outdoors and shoot.



Sunday, June 15

Photo Op
Multicultural Fest

Egg Rolls, Egg Creams and Empanadas is a free multicultural fest that celebrates Chinese, Jewish, and Puerto Rican cultures. It is being held at the Eldridge Street Museum, located at 12 Eldridge Street just south of Canal Street. The festivities begin at noon and run through 4 p.m. Lots of fun, including klezmer, Chinese opera, Puerto Rican folk music, Hebrew and Chinese scribal arts, yarmulke making, Puerto Rican mask and lace making, mah-jongg, and other types of arts and crafts. Egg rolls, egg creams, and empanadas will be sold.



* Thursday, June 19

Expanding Visions 31
Assignment #4 Review

Tonight is the review session of the fourth assignment of the *Expanding Visions 31* class.

This session will take place on Zoom at 7 p.m. Tonight's assignment is *fire*—photos of flames, embers, ashes, and whatever else comes to mind. All class participants may enter up to five (5) images. **The deadline for submitting your images is Tuesday, June 17th at 11:59 p.m.** Send the images to [<pwccny@gmail.com>](mailto:pwccny@gmail.com)



Saturday, June 21

Photo Op
Mermaid Parade

Outrageous! That's the word that comes to mind when you mention the Mermaid Parade. This Coney Island event is celebrating its 43rd year. The parade through the streets and on the boardwalk begins at 1 p.m., but you'll find better photo ops by arriving around 11 a.m. and shooting in the staging areas (Surf Avenue west of the baseball stadium, from 21st Street to 24th Street). You'll be able to mingle with the mermaids and mermen as they prepare their floats, don their scanty or intricate outfits, and drench each other with full body paint of every color and description. You'll also be able to shoot the parade of antique cars, among other

Baseball & Fireworks

Looking for some great photo ops this summer? Here's an idea you should check out...

There are nine nights this summer (mostly Fridays) when you can catch a minor league baseball game, featuring the Brooklyn Cyclones, followed by fireworks over the ocean. Plus, if that's not enough to tempt your camera, there's always the sparkle and glitter of the amusement parks. And, don't forget a hot dog and fries at Nathan's Famous.

The games, which start at 7 p.m., are played at Maimonides Park (*The Ballpark on the Boardwalk*) on Surf Avenue, in Coney Island. To get there, take the D, F, N, or Q train to its southern terminus—the Coney Island/Stillwell Avenue station. Exit the station at the front of the train.

Nathan's is diagonally across the corner. All of the amusement parks and the boardwalk are straight ahead. And the stadium is a few blocks to the right.

Ticket prices start around \$20 and go up from there.

If interested, why not make it a Club Pop-Up field trip? After all, the more the merrier!

Check it out by going to [<www.milb.com/brooklyn>](http://www.milb.com/brooklyn)



oddities of the area. Take the D, F, N, or Q train to the Coney Island-Stillwell Avenue station. Exit the station at the front of the train, make a right turn, and walk along Surf Avenue to the staging area. If you thought that the Village Halloween Parade was great, you ain't seen nothin' yet—and (unlike the Halloween parade) this one is in full daylight!

Celebrate...



Wed. Jun. 18th
International Panic Day



Mon. Jun. 23rd
National Porridge Day




Sun. Jun. 29th
National Camera Day



Newsies © Otto Litzel

* Monday, June 23
Otto Litzel Dinner

The Club's annual Otto Litzel Memorial Dinner is the official end of the Club's year (we still have meetings and activities over the summer, however). It is the largest of our social gatherings. It's when the outgoing Executive Committee are thanked and the new Club officers and the two at-large members are inducted. See page 4 of this issue of *Photo Notes* for full details.



* Thursday, June 26
Expanding Visions 31
Final Review

Tonight is the final review of the *Expanding Visions 31* class. This session will take place using the Zoom software and will begin at 7p.m. All class

participants may enter up to five (5) images from the Term Project, *Bugs*, where you shoot insects, spiders, centipedes, or whatever, anywhere you find them. We will also share make-up images if you missed any of the previous review sessions. You will be able to share up to five (5) images from any of the four missed assignments. **The deadline for submitting your images is Tuesday, 11:59 p.m. on June 24th.** Send all of your images to [<pwccny@gmail.com>](mailto:pwccny@gmail.com)



Sunday, June 29
Photo Op—Pride Parade

This parade is a celebration of the LGBTQ+ community. The theme for this year's festivities is "Reflect. Empower. Unite." A good spot to get great shots is the staging area, 5th Avenue and 26th Street. The kick-off is at 12 noon—get there earlier. The parade heads down 5th Avenue and ends up at the corner of Greenwich and Christopher Streets, in front of the the Stonewall Inn (where it all began).



Monday, June 30

No Meeting Tonight

There will be no Club meeting tonight as we are in the midst of our every-other-week summer schedule.



Friday, July 4

Photo Op
Parades

Big events are scheduled in both Chinatown (Columbus Park, Canal Street, Mott Street, etc.) and in most towns on Long Island, in upstate New York, and in New Jersey. They offer parades complete with marching bands, fire trucks, great costumes and more. Check your local listings.

Friday, July 4

Photo Op
Fireworks

It wouldn't be the Fourth of July in New York City without the annual Macy's fireworks extravaganza. Returning to the East River/Brooklyn Bridge, the annual Macy's 4th of July

Fireworks spectacle will begin tonight at 9 p.m. If you plan on heading to where the action is, arrive by 5 p.m. to snag a good



spot. Bring food and drink (and maybe a diaper). Visit

www.macys.com/social/fireworks

for additional information.

Many of the City's ferry and boat companies will take you up close and personal with the explosions—just be prepared to break the piggy bank. Great viewing locations can be found on both sides of the river. If you can't make it into the City, or don't like the crowds, there are fireworks displays in most small towns and municipalities across the metropolitan area.



* Monday, July 7

Club's Night Out
Soho Photo Gallery

Soho Photo Gallery is New York City's longest operating member-run photography gallery. They exhibit a wide range of fine-art photography including individual member

Lincoln Center Outdoors

Lincoln Center's fourth annual *Summer for the City* is offering hundreds of free and Choose-What-You-Pay performances and cultural activities for all ages. Experience the global rhythms, embrace dozens of new perspectives—all without ever leaving New York!

Programs run from June 11th thru August 9th. Learn more about these musical photo ops at www.lincolncenter.org/series/summer-for-the-city

shows, gallery-wide themed exhibits, national competitions, and prestigious guest exhibitions. After 45 years in Tribeca, and 10 years in Soho and the West Village before that, Soho Photo relocated to the heart of the Chelsea Arts District in April 2025. [FYI: *Park West* called *Soho Photo* its home for 17 years prior to the Covid pandemic.] Tonight, we're heading over to the Gallery's new digs to get a tour of the facility and to view the winning images of SPG's National Competition. We'll meet at the Gallery between 6:30 p.m. and 7 p.m. The address is 539 West 23rd Street, between 10th and 11th Avenues—the M23 bus runs right in front of the Gallery.





Fri & Sat, July 11 & 12
Photo Op
Manhattanhenge

What will future civilizations think of Manhattan Island when they dig it up and find a carefully laid out network of streets and avenues? Surely the grid would be presumed to have astronomical significance, just as the prehistoric circle of large vertical rocks known as Stonehenge, in the Salisbury Plain of England. Stonehenge's special day is the summer solstice, when the Sun rises in perfect alignment with several of the stones, signaling the change of season. Manhattan, a place where evening matters more than morning, the special day comes when the Sun sets in exact alignment with the Manhattan grid, fully lighting every single cross street for the last 15 minutes of daylight. You will see the entire ball of the sun on the horizon. For best effect, position yourself as far east in Manhattan as you can, but ensure that when you look west across the avenues you can still see New Jersey. Clear cross streets include 14th, 23rd, 34th, 42nd, 57th, and some streets adjacent to them. The Empire State building and the Chrysler building render

34th street and 42nd streets especially striking vistas. On Friday, the 11th, you will see the entire ball of the sun as it sets at 8:27 p.m.; on Saturday, the 12th, you will see only the top half of the sun's circle sitting on top of the horizon again at 8:27 p.m. Be prepared, get to a spot early, wait for the moment, and hope for clear skies.



Monday, July 14
No Meeting Tonight
There will be no meeting tonight as we meet every other week during the summer.

* Monday, July 21
Club's Night Out
Ice Cream at Sunset

All Club members are invited to join us for a cone or cup of Van Leeuwen's premium ice cream. There are over two dozen flavors from which to choose (including vegan ice cream) and you can get one or two scoops. *The Club will pay for everyone's treats.* As a bonus, we will be able to shoot the sunset over downtown Manhattan. The official sunset is at 8:22 p.m. but shooting before and after will yield

Celebrate...



Fri. Jul. 11th
National French Fry Day



Wed. Jul. 17th
National Tattoo Day



Tue. Jul. 29th
International Tiger Day





some great images. The closest subway stop is the High Street station on the 'A' and 'C' lines. But for more fun and photos, the East River Ferry docks on the end of the DUMBO pier at the Van Leeuwen scoop shop.



Fri—Sat, July 25—27
Photo Op
Indian Powwow

The 46th Annual Thunderbird American Indian Powwow takes place this weekend at the Queens County Farm Museum (73-50 Little Neck Parkway, in Floral Park, Queens). This spectacular 3-day powwow features intertribal Native American dance competitions by over forty Indian Nations. It features an expansive market of authentic Native American art, crafts, jewelry and food (don't miss the fry bread). The gates open at 6 p.m. on Friday and 10 a.m. on Saturday and Sunday. The powwow ends at 10 p.m. on Friday and on

Saturday and at 5 p.m. on Sunday. A 1-day pass costs \$19; a 3-day pass is \$38. This year's Thunderbird American Indian Powwow is an experience not to be missed!



Monday, July 28
No Meeting Tonight
There is no meeting tonight since we meet every other week during the summer.



Sat - Sat, Aug 2 - 9
Photo Op
New Jersey State Fair

The New Jersey State Fair returns in 2025 to the Sussex County Fairgrounds in Augusta from August 2nd through the 9th. Enjoy the best entertainment, food, rides, agriculture, and more that New Jersey has to offer. Fair Hours are 10 a.m. - 10 p.m. on the weekends and 12 noon - 10 p.m. on weekdays. Tickets may be purchased online or at the gate. Adults - \$12 and

seniors - \$8. The fairgrounds are about an hour and a half drive northwest of the City. All the info you could ever want may be found on the website at www.sussexcountyfairgrounds.org

Celebrate...



Thu. Aug. 7th
National Lighthouse Day



Tue. Aug. 12th
World Elephant Day



Sat. Aug. 16th
National Roller Coaster Day





* Monday, Aug 4
Club's Night Out
Model Shoot

Park West has a long history of photography sessions with live models. 2025 is no exception. We'll be shooting our model this year in the beautifully landscaped Carl Schurz Park. Located in the Upper East Side's neighborhood of Yorkville, the park houses Gracie Mansion and overlooks the East River. We'll meet at 6 p.m. at the entrance to the park on East End Avenue and East 87th Street. (This entrance is wheelchair/ walker accessible.) The M86 crosstown bus stops at York Avenue and 87th Street—one (long) block away from the park entrance. Subway stations on East 86th Street include the 4, 5, 6, and Q lines. We'll shoot at several locations and the model will have a few changes of clothing. Sunset tonight is 8:08 p.m. No model fee for PWCC members.



Monday, Aug 11
No Meeting Tonight

There will be no meeting tonight—we meet every other week during the summer. See you next week.



Sunday, August 17
Photo Op—Shorebird Festival

The 20th Annual Shorebird Festival will be held at the Jamaica Bay Wildlife Refuge, in Broad Channel, Queens, today. This is the peak of the southward migration for the shorebirds and other species. Learn about the refuge's ecology and history and behavior, and how to identify and photograph these species out in the field. To get there, take the A-train to the Broad Channel station and then walk a couple of blocks to Cross Bay

Boulevard and switch to the #52 or 53 northbound bus to the refuge.



* Monday, Aug 18
Club's Night Out
Sunset/Statue Cruise

Ahoy, mateys. Come aboard for a cruise around lower Manhattan during sunset (7:49 p.m.) as the City lights up and sparkles before our cameras. We'll be taking the Circle Line's *Statue at Sunset Cruise*. This 90-minute tour offers front-row views of old Lady, the Brooklyn Bridge, Lower Manhattan, Ellis Island, and New York Harbor—all set against the backdrop of a glowing sunset sky. This evening cruise departs from Pier 16 at the South Street Seaport at 7 p.m. *Be there early!* Tickets, which cost \$29, may be purchased on the pier, but you'd be better off buying them online ASAP at <www.circleline.com/sightseeing-cruises/statue-of-liberty/downtown-statue-at-sunset> to reserve your spot. Send us an email to <pwccny@gmail.com> once you've bought ticket(s).



Monday, Aug 25

No Meeting Tonight

There will be no Club meeting tonight due to our every-other-week summer schedule.



* Sunday, August 31

Chuck Pine

Labor Day Picnic

Save the date!!! Our annual social gathering to start off the new Club season will be held today. This yearly event brings us all together in a pleasant setting and participating in our second most cherished pastime (after photography, that is)—eating. The history of this Club activity dates back to the 1980s when Chuck invited all Club members to the presidential mansion in Far Rockaway for a BBQ every Labor Day weekend. In recent years this event has been held on the rooftop of member Gladys Hopkowitz's

apartment building in the Gramercy neighborhood of Manhattan. All the details of this year's event can be found in the article on page 6 of this issue of *Photo Notes*. Hope to see you there.



Monday, September 1

Photo Ops

Parades Galore

Today is Labor Day. That means parades. Every borough of the City, and most of the surrounding towns, have a Labor Day parade (check your local listings). But, the big event of the day is the West Indian Day Parade/Carnival in Brooklyn. Many of the City's roughly one million New York residents with Caribbean ancestry—along with 1,000s of neighbors, day-trippers, and tourists—observe this raucous celebration of over-the-top costumes, fiery food, and pulsating music. If you'd like to get in on the fun, take the #4 train to the Utica Avenue Station—the parade staging area radiates from Utica and Eastern Parkway. You should be able to shoot in the staging area for over an hour and then continue to shoot as the parade

kicks off at noon and marches on Eastern Parkway over to Grand Army Plaza. Bring lots of extra media cards (or color film if you're still shooting that way), but go light on the equipment (no tripods, etc.). There are plenty of eateries on the parade route. (All parade activities end at 6 p.m. due to City ordinance, whether or not they reach the final viewing area.) Enjoy!



* Monday, September 4

No Meeting

Labor Day

Enjoy the Labor Day parades (see the above entry), go to the beach for that last dip in the ocean, have an evening picnic in one of the City's many parks, or whatever strikes your fancy.

DON'T MISS THE DEADLINE!

* Sunday, September 7

Image Deadline

Welcome Back

The deadline for submitting images for tomorrow's Show & Tell is tonight at 11 p.m. All Club members are invited to participate. See the next entry for details. Send your images to this email address only [<pwccny@gmail.com>](mailto:pwccny@gmail.com)



* Monday, September 8
Welcome Back
Summer Photos

This is the first meeting of the new Club season. It is also your chance to show us what you did over the summer—Club activities, shots around the City, your personal vacay, etc. Competition rules are not in effect (although PDIs must be sized correctly). Please limit your presentation to no more than three (3) minutes. That could be 18 photos at 10 sec each, 30 images at 6 sec each, or 3 images at 1 min each. Don't miss this opportunity to share and catch up with the rest of us at the Club. Send your image files to us at <pwccny@gmail.com> no later than 11:59 p.m. Saturday, September 6th. This is a Zoom meeting. The Zoom link will be sent to Club members in the *PWCC Weekly Reminder*.



Table of Contents

Club News

- 2 Who's Who at PWCC
- 3 President's Message
- 4 Otto Litzel Dinner
- 5 2025 Summer Schedule
- 5 Member Requests
- 6 Chuck Pine Picnic
- 6 Flower Photo Tips
- 7 Zooming
- 7 Pop-Up Trips
- 7 Submitting Images
- 7 Emailing PWCC
- 8 Sunshine Fund
- 8 Club Meeting Times
- 8 PWCC Image Deadlines
- 9 Images of the Year
- 9 Cumulative Point Totals
- 10 Winning Images
- 14 Flower Photo Tips
- 15 By the Numbers
- 15 Flower Photo Tips
- 16 Expanding Visions 31
- 18 May Presentation
- 19 Print Salon
- 19 Member Bios
- 19 Lifetime Members
- 19 Elements of a Photo
- 20 Curtain Raisers
- 20 Summer Birthdays
- 20 Committee Liaisons
- 20 *Photo Notes* Deadlines
- 21 PSA Membership
- 21 Instagram
- 21 On the Website
- 21 Elements of a Photo
- 22 ExCom Minutes
- 23 Elements of a Photo
- 24 Business Meeting Minutes
- 27 Constitution Amendment
- 27 Bombs Bursting in Air
- 28 Theme Night-After Dark
- 34 New York, New York
- 35 Stay-cation
- 35 Portrait Tips
- 36 Apologies/Corrections
- 36 Cairngorms Life
- 36 Sunset Tips
- 37 Ribbons
- 38 NYMACC
- 39 Hill Street Gallery
- 39 About (Y)our Website
- 39 Elements of a Photo



Photography News

- 40 Where to Go
- 41 The Rights of Man
- 42 Photo Cartoon
- 42 Sunset Tips
- 42 Panorama of the Month
- 43 Rest in Peace
- 44 Where to Go
- 45 Photo AI Update
- 45 Discover *LIKE la revue*
- 46 Where to Go
- 47 Summer Shooting Tips
- 47 Elements of a Photo
- 48 Photo Shorts
- 48 NIK Upgrades
- 49 Where to Go
- 50 Using Your Camera
- 50 Composition Controls
- 51 Using Your Camera
- 51 Leica Hikes Prices
- 51 Sunset Tips
- 52 Photo Shopping
- 52 flickr fact
- 53 Photo Shopping
- 53 Road Trips
- 54 PhotoShopping

Exhibits, Workshops, Etc.

- 55 B&H Event Space
- 56 PSA Conference
- 56 Sierra Meetings 2024-2025
- 56 Gettle Photography
- 57 Sri Lanka
- 58 Sierra Photo Exhibit
- 59 Santa Fe Workshops
- 59 Call for Submissions
- 59 Headshot Tips
- 59 NEA Grants
- 60 BiLD expo
- 60 Egypt with Art Wolfe
- 61 Salt Marsh Competition
- 62 Aesthetica Art Prize
- 62 Wilderness Shooting
- 62 iPhone Photo Academy
- 63 Photoville
- 63 Nature Photography Day
- 63 PSA on YouTube

Schedule of Activities

- 64 Schedule of Activities
- 66 Baseball & Fireworks
- 67 Celebrate...June
- 68 Lincoln Center Outdoors
- 69 Celebrate...July
- 70 Celebrate...August
- 73 Table of Contents

