

PHOTO NOTES

Park West
Camera Club

Summer 2026



This Issue

Volume 88 • Issue 10

Club News.....	2 - 29
Photography News.....	30 - 43
Exhibits, Workshops, etc.....	44 - 46
Schedule of Activities.....	47 - 56
Complete Index.....	57

Over 35 members' images inside!

The Park West Camera Club is an independent not-for-profit corporation. Guests are always welcome to our weekly Zoom meetings.

The PWCC newsletter, *Photo Notes*, is published every month by and for the members of the Park West Camera Club. Subscriptions are included with Club membership. Yearly subscriptions are available to non-members by email free of charge.

Submissions of full-length articles or smaller items of photographic or general interest are always accepted. The staff of *Photo Notes* reserves the right to edit any submissions which are published.

Photo Notes is optimized for viewing digitally.

Contact Information

Website

www.parkwestcameraclub.org

Email Addresses

General pwccny@gmail.com

Photo Notes pwccny@aol.com

Club Mailing Address

PWCC

680 West End Avenue, #5D

NY, NY 10025



Cover Photo
Hudson Yards Skyline
© Chuck Pine

Club Officers

President	Chuck Pine
V. President	Michael Schleiff
Corres. Sec.	Helen Bohmart Pine
Rec. Sec.	Christine Doyle
Treasurer	Joe Nawy
At-Large	Betsy Currier Jeff Langford

Committee Chairs

Competition	Hedy Klein
Field Trip	Jay Bitkower Ann Broder
Gallery	Jay Bitkower Ann Broder Julie Wosk
Membership	Marlene Schonbrun
Photo Notes	Chuck Pine
Print Salon	Betsy Currier
Program	Marilyn Fish-Glynn Alice Somma
Social	Vacancy
Website	Michael Schleiff Christine Doyle
Workshop	Ed Lee Bruce Byers

Currently Inactive Committees

Archive
House

President's Message

Thanks for a Great Year

All in all, 2025-2026 has been a great year for the Park West Camera Club. We began the year with over 25 members sharing images at our *Welcome Back from the Summer* meeting. The Club then reinstated scheduled field trips. These were the first for us since prior to Covid. Four of them were carried out in 2025. And it only got better from there.

As the year went on, we had a record number of Club members competing in our monthly competitions. Later on in the year we tried something new—themed monthly competitions. February's theme was *The Color Blue* and April's was *Portals*. (Members have since decided not to have any themed monthly competitions next year.)

Two of our Monday night meetings this year were workshops. In October, I presented a program on *Composition*. Interestingly, all of the images used to demonstrate the many techniques were submitted by Club members. There were 75 images from 15 Park Westers in the presentation. Then in December, we had a workshop entitled *Motion & Multiples* given to us by professional photographer and Lensbaby trailblazer, Jamie Konarski Davidson. Jamie joined us



© Larry Rubin

twice more in March this year. Early in the month, we brought back a Vendor's Night to our program, in which Jamie introduced us to the Lensbaby lineup of products, and later in the month she attended our theme night which was based on her *M & M* workshop.

This year we had 17 Zoom meetings, not including the monthly competitions, in which members shared their

images. This included theme nights, You Be the Judge, PDI workshops, Before & After, and more. By the way, no other camera club, anywhere, has this many events in which the member participate.

Over the last 10 months we had four business meetings (PWCC is the only camera club that holds business meetings with the entire membership, not just the elected officials), two social events (the Chuck Pine Labor Day picnic atop Gladys Hopkowitz's Chelsea apartment building and the Club's Holiday Party at Arte Cafe), and one more to come in mid-June (the Otto Litzel Memorial Year-End Dinner, also at Arte Cafe).

Wow!

Continued on next page

Photo Notes

Publisher: Park West Camera Club
Editor: Chuck Pine
Committee: Evelyne Appel, Madeleine Barbara, Ann Broder, Renée Harper, Gladys Hopkowitz, Hedy Klein, Helen Pine, Puneet Sood, and Julie Wosk
Contributors: Evelyne Appel, Ann Broder, Jay Bitkower, Betsy Currier, Christine Doyle, Julie Fohrenbach, Hedy Klein, Marge Gurd, Hedy Klein, Natalie Manzino, David Miller, Chuck Pine, Helen Pine, Mike Schleiff, and Julie Wosk

Photo Notes is produced on a MacBook Pro using Apple Pages and Adobe Photoshop software.

All uncredited images are royalty-free clip art or otherwise believed to be in the public domain.

Credited images remain the sole property of their copyright holders—all rights reserved.

2026 Summer Schedule

June

- 1 Year-End Competition
- 8 No Meeting
- 15 OLMD
- 22 No Meeting
- 29 ExpVis 32—Intro

July

- 6 Club's Night Out—Hudson Yards
ExpVis 32—Assignment #1
- 13 No Meeting
- 16 ExpVis 32—Review #1 *
- 20 Club's Night Out—Pier 57
ExpVis 32—Assignment #2
- 27 No Meeting
- 30 ExpVis 32—Review #2 *

August

- 3 Club's Night Out—Chinatown
ExpVis 32—Assignment #3
- 10 No Meeting
- 13 ExpVis 32—Review #3 *
- 17 Club's Night Out—Coney Island
ExpVis 32—Assignment #4
- 24 No Meeting
- 27 ExpVis 32—Review #4 *
- 31 No Meeting

September

- 7 No Meeting—Labor Day
- 14 Welcome Back!—Show and Tell *
- 21 No Meeting—Yom Kippur
- 28 Business Meeting #1

For full details see “Schedule of Activities” at the end of this issue of *Photo Notes*.

* indicates members' images requested

President's Message

[continued]

All of this doesn't happen by itself. There are many Club members who contribute their time and talents (all without pay) that enable the Club to excel. Here are the people who I want to thank for jobs well-done (and they deserve your thanks, too)...

First of all there's the Executive Committee who helps me plan the Club activities and then implement them. This includes Vice President Michael Schleiff, Corres. Secretary Helen Pine, Rec. Secretary Christine Doyle, Treasurer Joe Nawy, and Members-At-Large Betsy Carrier and Jeff Langford.

But the ExCom doesn't do all of the work for the Club. The committee chairs do the bulk of the day-to-day (or should I say week-to-week) heavy lifting. They include: Program Committee co-chairs Marilyn Fish-Glynn and Alice Somma; Competition Committee chair Hedy Klein; Membership Committee chair Marlene Schonbrun; Gallery Committee co-chairs Jay Bitkower, Ann Broder, and Julie Wosk; Website Committee co-chairs Michael Schleiff and Christine Doyle; Print Salon coordinator Betsy Carrier; Sunshine Fund organizer Natalie Manzino; and Website Committee co-chairs Ed Lee and Bruce Byers.

There are more people who serve the Club in a myriad of ways. Ann Broder, Christine Doyle, and Marlene Schonbrun organized and oversee the Club's Year-End Project (YEP). Will Aimesbury volunteered for and ran the ad hoc Nominating Committee for our election of officers. Evelyne Appel writes a monthly column for *Photo Notes*. Julie Foehrenbach set up the Club's Instagram account and continues to

Continued on next page

Official Club Field Trips

The Club has brought back field trips to our program. I'm not referring to the *Pop-Up* trips we've been having.



Official PWCC outings are back on the schedule. Several have already taken place—and with a great deal of success, I might add.

If you're interested in organizing and leading a field trip, contact Jay or Ann with your ideas and they'll work with you to set it up.



Depth of Field Tips

Depth of field (DoF) is one of the most important factors in determining the look and feel of a photograph.

Spread throughout this issue of *Photo Notes* are tips, definitions, and much more that will enhance your understanding of this aspect of photography.

Read, learn, and enjoy...



Portfolios Wanted

Photo Notes, your monthly Park West Camera Club newsletter, is looking for portfolios of members' work. Newly shot work—of course! Old images from your archives—why not? Anything else you'd like to share—fine!



Please submit anywhere from a half dozen to ten files on a concise theme.

Images must be processed as if they were to be entered into a competition. [See page 7 for instructions on resolution, sizing, format, etc.] Include a short write-up (who, what, where, when) with each and every submission—spelling, grammar, and the rest don't count. We edit your words, not your images.

Even if you've submitted work in the past, we always want to see new and creative photography.

President's Message

[continued]

update it with our competition winners. Paul Grebanier originated and maintains the Club online Flickr account. Renée Harper and Betsy Currier were involved with our last two events at Arte Cafe. Michael Iannuzzi has written several informative articles for *Photo Notes*. David Miller contributes his blog images every month for *Photo Notes*.

And thank you to all of the members who compete in our competitions, attend meetings, and share images.

Thank you one and all for your contributions that make Park West Camera Club strong and keep us active.

Although our ten-month meeting schedule has come to an end for 2025-2026, we've got a full schedule planned for the summer month. We'll be meeting every week for *Club's Nights Out* shooting field trips plus *Expanding Visions 32* review sessions on Zoom. I hope you'll be able to join us on many of these activities.

Thanks, again, to all our members. Wishing you a great summer with lots of great photo ops,

Chuck

Zooming

Zoom is a web-based video-conferencing software tool that allows users to meet online. Zoom is compatible with Macs, Windows, smart-phones, and tablets. Zoom software is free to download to your devices.

The Club is using Zoom software to conduct all of its meetings. An email will be sent to all PWCC members prior to meetings. This email will contain the link to join the Zoom meeting. All you have to do is click on the link.

To download Zoom, go to www.zoom.us/download and click on the "Download" button. It's that simple!

Non-members who would like to join our Club meetings may request the link by sending an email to pwccny@gmail.com

Emailing PWCC

Send your competition images to...

pwcccompetition@yahoo.com

Send your articles, images, etc. for *Photo Notes* to...

pwccny@aol.com

Send all other email to...

pwccny@gmail.com

To contact Executive Committee members directly see the PWCC membership list for their personal email addresses.

Pop-Up Trips

The Club instituted Pop-Up field trips several years ago. Just what is a Pop-Up (also called a Drop-In) trip, I hear you cry? It is a field trip that any one of our Club members wishes to go on without a lot of pre-planning and fanfare.

You decide where you want to go and when you want to go there. You send a message via our Google Groups to all the other PWCCers who have signed up. It's that easy!

Whoever shows up will be a surprise. All you've got to do is shoot away and have fun doing it.

As an afterthought, it would be appreciated if all those who attend send a few images from the trip for *Photo Notes*. A short article would be nice but isn't necessary.

Submitting Images

The Club has over a dozen activities this year which ask you to submit images. These include competitions, theme nights, workshops, classes, and more. Here's what you need to know:

Images must be .jpg, with a resolution of 72 ppi, 2,000px on the longest side, and maximum size of 2MB.



Competition images must be titled as follows:

LastNameFirstInitial_Month
Year_Title.jpg

for example

JonesM_Jan26_Flower.jpg



Other images should be titled as follows:

Name_Number_Title

You may use your first and/or last name / initial. If you want your images shown in a particular order, number them 01, 02, etc. Use a real title, not the image number that came out of the camera.

for example

MaryJ_07_Flower





Sunshine Fund

A motion was passed at a Club business meeting to establish a Sunshine Fund as part of the Social Committee. The responsibilities of this new entity are to acknowledge birthdays, deaths, births, illnesses, and any other life events that impact our Club members and their families.

Long-time Club member Natalie Manzino has volun-

teered to take on this task for the Club. She has already purchased the necessary stationery to be able to express the sentiments of the Club and its members.

But Natalie needs your help in achieving the Club's goals through this committee. It would be great if each and every member could give her the month and day of their birthday (no years, please).

In addition, if you could let Natalie know of any life events that occur to any of our members, you or someone else, both present and past members, that would be great, too.

917-757-7086

<bklynnat@hotmail.com>

Depth of Field Tips

Depth of field (DoF) is the distance between the closest and farthest objects in an image that appear to be acceptably sharp and in focus. It is used to control where the viewer's eye is drawn in an image.

This is an example of *shallow* depth of field...



Club Meeting Times

The Park West Camera Club's Monday night meetings this year will all begin at 6:30 p.m.



You may sign into the Zoom meetings 15 minutes earlier to participate in the the lively member conversations.

PWCC Image Deadlines

<u>Event</u>	<u>Submission Deadline</u>	<u>Event Date</u>
Year-End Competition	May 18th	June 1st
Expanding Visions 32 Assignment #1	July 14th	July 16th
Expanding Visions 32 Assignment #2	July 28th	July 30th
Expanding Visions 32 Assignment #3	Aug. 11th	Aug. 13th
Expanding Visions 32 Assignment #4	Aug. 25th	Aug. 27th

Images of the Year

2025—2026

Image-of-the-Year

Spiceman by Ruth Yashpan

Runners-Up

A Square Portal by Elena Pierpont

Polar Bear by Evelyne Appel

Victoria by Sonia Durante

Owl At The Grove by Jill Greiss

Pack 'Em In by Ruth Yashpan

Pillars & Ferns by Betsy Currier

Vik Church by Jeff Langford

Pensive in Soho by Charles Levin

Hiroshima-Ground Zero by Natalie Manzino

- 57 members have competed in this year's competitions.
- 45 members entered a total of 177 images in this Year-End Competition.
- The scores ranged from 13 to 26 points.
- 56 images (31.6%) received a score of 21 points or more from the 3 judges.

Thank you to the three Year-End judges...
 Jack Kaminsky
 Jane Schreibman
 Sara Signorelli

Congratulations to the winners in the 2025-2026 Year-End Competition. And a great big "thank you" to all those who competed and attended.

Cumulative Points

(Year-End Totals)

by Hedy Klein

Natalie Manzino	126	Richard Borowsky	76
Sonia Durante	124	Richard Gold	70
Florence Forman	110	Renée Harper	70
Michael Iannuzzi	108	Larry Sapadin	70
Jill Greiss	106	Raylie Dunkel	68
Chuck Pine	106	Jeff Langford	66
Puneet Sood	102	Larry Rubin	66
Charles Levin	98	Bill Apple	64
Laura Toledo	98	Christine Doyle	64
Peggy Winkelman	96	Julie Foehrenbach	62
Alice Somma	94	John Benson	60
Paul Grebanier	92	Catharine Smith	60
Janet Susin	92	Will Aimesbury	58
Ann Broder	90	Dottie Mills	58
Hedy Klein	90	Julie Wosk	56
Michael Schleiff	90	Jay Bitkower	54
Bruce Byers	88	Betsy Currier	52
David Miller	88	Tom Quackenbush	50
Elayne Dix	86	Dov Bieber	46
Madeleine Barbara	84	Alec Rill	46
Barry Fahrer	84	Remy Deyglun	42
Marlene Schonbrun	84	George Corbin	40
Evelyne Appel	82	Ruth Yashpan	38
Nicole Dosso	82	Eliot Nierman	30
Allan Lauer	82	Helen Pine	30
Elena Pierpont	82	Carlton Johnson	18
Albyn Davis	80	Karen Corrigan	8
Doris King	78	Steve Mullen	8
Dudley Slater	78		

The Image-of-the-Year and the Runners- Up are shown on the following 4 pages.



Image of the Year
Spiceman
© Ruth Yashpan
(26 points)

Continued on next page...



First Runner-Up
A Square Portal
© Elena Pierpont
(25 points)



Second Runner-Up (tie)
Polar Bear
© Evelyne Appel
(24 points)



Second Runner-Up (tie)
Victoria
© Sonia Durante
(24 points)



Second Runner-Up (tie)
Owl At The Grove
© Jill Greiss
(24 points)



Second Runner-Up (tie)
Pack 'Em In
© Ruth Yashpan
(24 points)

Second Runner-Up (tie)
Victoria
© Sonia Durante
(24 points)



Second Runner-Up (tie)
Vik Church
© Jeff Langford
(24 points)





Second Runner-Up (tie)
Pensive in Soho
 © Charles Levin
 (24 points)



Second Runner-Up (tie)
Hiroshima—Ground Zero
 © Natalie Manzino
 (24 points)

- 45 members entered a total of 177 images in this Year-End Competition.
- The scores ranged from 13 to 26 points.
- 71 images (40.1%) received a score of 20 points or more from the 3 judges.
- Three members scored 20 or more points on each of their 4 images...

Sonia Durante
 Eliot Nierman
 Elena Pierpont

- 15 members scored a combined total of 80 points or more...

Ruth Yashpan	92
Elena Pierpont	87
Eliot Nierman	87
Sonia Durante	86
Natalie Manzino	86
Alice Somma	86
Evelyne Appel	85
Jill Greiss	84
Jeff Langford	84
John Benson	83
Elayne Dix	82
Peggy Winkelman	82
Ann Broder	80
Betsy Currier	80
Laura Toledo	80

Out of this year's eight *Images of the Month*, only four were entered into the Year-End Competition. Only one of these appears in our list of Year-End winners...

Image of the Year
 Ruth Yashpan's
Spiceman

Only one Club member, Puneet Sood, won two *Images of the Month*...

October's
Rock Hug Point Oregon
 March's
Lamp and Fog

Seven Club members scored over 100 total points in this year's monthly competitions...

Natalie Manzino	126
Sonia Durante	124
Florence Forman	110
Michael Iannuzzi	108
Jill Greiss	106
Chuck Pine	106
Puneet Sood	102

OLMD

The Park West Camera Club's annual Otto Litzel Memorial Dinner will be held this year on Monday evening, June 15th, from 6 to 9 p.m. All Park West members, their families, and friends of the Club are invited to join us on this festive night.



We'll be dining and recognizing many of our members for their achievements and service to the Club. All this will take place at Arte Cafe on the Upper West Side. It is located at 106 West 73rd Street (just off of Columbus Avenue).



The Prix Fixe Menu (see at right) will cost only \$50 per person. (The Club will use its tax exempt status to cover the 8.875% New York City and New York State sales taxes. The restaurant has agreed to waive their 5% administrative fee for group reservations. The Club members will vote at the May business meeting to cover the 20% gratuity.)



Send your check made out to "Park West Camera Club" to our Treasurer...

Joe Nawy
205 East 77th Street #5F
New York, NY 10075

Please make sure your payment gets to Joe by Friday, June 5th. [Note the post office claims that first class mail takes from 1 to 5 days to be delivered in the City.]



You may also send your payment using Zelle. Send the funds to <jnawy1@gmail.com> and it will be deposited in the Club account.



Menu

The three-course dinner includes...

Appetizer (choice of one)



- Nonna's Meatballs in tomato sauce
- Calamari Fritti in spicy tomato sauce
- Caesar Salad

Main Course (choice of one)



- Rigatoni alla Norma with eggplant, ricotta, and tomato sauce
- Fettuccine Bolognese in meat sauce
- Salmone served with potatoes and sautéed spinach
- Chicken Parmigiana served with spaghetti

Dessert (choice of one)



- Tiramisu
- Gelato

[Special dietary requests will be handled at the restaurant on the day of the dinner.]

Executive Committee Meeting Minutes

by Christine Doyle
Recording Secretary

May 24, 2026
Via Zoom

Participating ExCom Members:
President Chuck Pine
Vice President Michael Schleiff
Corres. Secretary Helen Pine,
Rec. Secretary Christine Doyle,
Treasurer Joe Nawy,
Members-At-Large Betsy
Currier. and Jeff Langford

Called to order at 7 p.m.

The meeting was called to discuss agenda items for the upcoming business meeting on May 18th, as well as other pending topics.

1. Elections for Executive Committee: All current officers have decided to continue in their current positions, and no members have decided to run for any of the positions. There will be a simple vote to declare the Executive Committee elected at the upcoming business meeting.
2. Year-End Competition: The year-end competition scoring will be recorded on Zoom on Wednesday, May 27th, at 6 p.m., and the recording and scores will be shared on Monday, June 1st. Michael will record; Joe will

do a back-up recording. Others present at the recording will need to record the scores. The judges have all confirmed their mailing addresses and were sent score sheets.

3. Video Recordings for Website: Michael has been editing recordings of most Club meetings, including guest speakers, competitions, and member nights, for posting on the website. Because this process is very time consuming, it was agreed that, going forward, he would only edit the guest speaker recording, which will be posted and available on the website indefinitely. As for competitions, he will post the raw (unedited) version for one month.
4. July 4th Invitation: Chuck reported that member Cynthia Walpole, who lives on a high floor in lower Manhattan and has an unobstructed view of New York Harbor, has invited Club members to join her to watch and photograph the tall ships sailing in the harbor en route to the Hudson River on July 4th. Members can bring their own food but must be careful about cleaning up. Christine noted that Ann Broder and Marlene

Schonbrun had expressed interest in helping to coordinate. She will check with them and reach out to Cynthia for additional details, e.g., number of people who can attend, for how long, etc.

Michael reported that there will be a July 4th celebration at The Intrepid Museum.

5. YEP (Year-End Project): Christine reported that the next Zoom meeting for the YEP Project will be Wednesday, June 3rd, when participants will work on sequencing their project images. The project appears to be open-ended at this point; that will be discussed further at the YEP Zoom meeting.



6. Club's 90th Birthday: There was a discussion about how to celebrate the Club's 90th birthday in 2027. Betsy will follow up with Julie Wosk about possible venues for a Club exhibit.

7. YBTJ: Following discussion, it was decided to continue the You Be The Judge series, which is now in its sixth year. (It was first suggested by Bill Apple.) Among the suggested topics for next year were urban architecture, weather, and bodies of water. Members will be asked at the business meeting to suggest additional topics for YBTJ and other member nights.
8. Status of Themed Competitions: The Executive Committee agreed to continue having themed competitions. Suggested themes included night time, letters, and colors. Members will be consulted at the upcoming business meeting.
9. Judging Competitions: There was a discussion of the A-B-C scores that judges give in competitions. It was noted that judges seem to be reluctant to give Cs. It was suggested that members be reminded that non-A scored images can be re-submitted in competitions after additional edits are made. Following a previous suggestion by Jeff, members will be asked their opinions on submitting edited images in year-end competitions.
10. Otto Litzel Memorial Dinner: As of this date, 24 members and their plus-ones are attending the Otto Litzel Memorial Dinner on June 15th. Reminders will be sent out.
11. Gifts for Highest Competition Point Totals and Image of the Year: It was agreed that the winners of the Highest Competition Point Totals and Image of the Year will receive \$50 B&H gift cards.
12. Expanding Visions 32: Chuck reported that Expanding Visions 32 will start with an introductory session on June 29th. It will consist of four meet-ups over the summer, to coincide with the Club's summer meet-ups, and four online review sessions. Additional information is available in *Photo Notes*. Chuck will open Expanding Visions 32 to non-members, including NYMACC club members. The introductory session will be free to interested non-members.
13. Treasurer's Report: Joe shared his budget for the Club year 2026-27 and the quarterly treasurer's report, which he will send to Helen for inclusion in her next Weekly Reminder email. The budget anticipates 90 members with dues at \$60 and is basically break-even.
14. Use of AI: Chuck's proposed amendment to the Club constitution about the use of AI in competitions, which was printed in the May edition of *Photo Notes*, was held. In essence, members can subtract from their images and only add to them if it's their own work. This will be presented to members for a vote.

The meeting was adjourned at approximately 8:25 p.m.

Photo Notes Comments

The following are some of the unsolicited comments that were received regarding the May issue of *Photo Notes*...

I had a big choice last night: go to bed at a reasonable hour or read Photo Notes. One look at the photo on the cover and I knew I made the right decision...
 ~ Elaine K.

This May issue is the best yet - fantastic work. Thank you.
 ~ Mike I

Business Meeting Minutes

by Christine Doyle
Recording Secretary

May 18, 2026
Via Zoom

Presiding ExCom Members:
President Chuck Pine
Vice President Michael Schleiff
Corres. Secretary Helen Pine,
Rec. Secretary Christine Doyle,
Treasurer Joe Nawy,
Members-At-Large Betsy
Currier. and Jeff Langford

I. Call To Order: Chuck Pine called the meeting to order at approximately 6:30 p.m. There being 25 members present, a quorum was met.

II. Minutes of Previous Business Meeting: By motion, members present agreed to waive the reading of the minutes of the March 30th Business Meeting. (They were emailed to members and published in the April 2026 issue of *Photo Notes*, which is available on the website.)

III. Treasurer's Report: The Treasurer's Report was sent to members with the Weekly Reminder email on Friday, May 15th. Joe summarized the Club's current financial position, reporting total receipts of \$6,730, a current cash balance of \$9,253, and a projected year-end cash

balance of \$7,123. The proposed budget for next year assumes 90 members and is expected to break even.

IV. Committee Reports

- **Competition:** Chair Hedy Klein reported that the deadline for submitting images for the year-end competition is tonight. She reminded members that they can submit up to 4 of the images that they submitted to monthly competitions since October 2025, and that they must be the same image, with the same name, that were submitted in the first instance. Members should send a separate email to Hedy if they want to receive confirmation of receipt.

- **Field Trip:** No report.

- **Membership:** Chair Marlene Schonbrun was on vacation and unable to report. Chuck reported that the Club has 92 members as of this date.

- **Photo Notes:** Chair Chuck Pine asked that any content for the next issue of the newsletter be submitted before the year-end competition on June 1st. Members are invited to submit articles, portfolios, and other images of interest at any time prior to that.

- **Print Salon:** Betsy Currier reported that the Print Salon's next meeting is scheduled for May 20th, and will feature a visit to the Richardson Gallery on West 23rd Street (between 10th and 11th Avenues). So far, no suitable gallery space has been found for a Club exhibit. Natalie Manzino noted that the Sierra Club Photo Committee will feature a talk on printing at its May 19th meeting. To join, you need to register and pay an \$8 entry fee,

- **Program:** No chairs present, no report. The judges for the year-end competition are Jack Kaminsky, Jane Schreiber, and Sara Signorelli.

- **Social/Sunshine:** There currently is no Social Committee chair, but ad hoc committees have been created to make arrangements for Club special events. Natalie Manzino, chair of the Sunshine Fund, reported that cards for members' birthdays and other events are being sent out. Members should contact her if they are not receiving their cards.

- **Website:** Co-Chair Michael Schleiff reported that the website will be re-worked over the summer.

- **Workshop:** No report.



V. Old Business

A. Executive Committee Elections: As all current officers have decided to continue in their current positions, and as no other members have decided to run for any of the positions, the Executive Committee officers for the 2026-27 Club year are hereby elected. They are President Chuck Pine, Vice President Michael Schleiff, Corresponding Secretary Helen Pine, Recording Secretary Christine Doyle, Treasurer Joe Nawy, and At-Large Members Betsy Currier and Jeff Langford.



B. Year-End Competition: The deadline for submitting images for the year-end competition is tonight, May 18th. The judging will take place, and will be recorded, on Wednesday, May 27th. (The judges are: Jack Kaminsky, Jane Schreiberman, and Sara Signorelli.) The recording and scores will be shared at the June 1st weekly club meeting.

C. Otto Litzel Memorial Dinner: This year's Otto Litzel Memorial Dinner will be held on Monday, June 15th, from 6—9 p.m. at the Arte Cafe, 106 West 73rd Street (just west of Columbus Avenue). The cost is \$50 per person. Chuck shared the menu for the sit-down dinner (see page ?? of this issue of *Photo Notes*). Members were asked to approve the Club paying for the 20% gratuity (the administrative fee for dinner was waived by the restaurant). A motion to approve payment of the gratuity was passed with no opposition.

D. Year-End Project: Ann Broder reported that the next YEP Zoom meeting will take place on Wednesday, June 3rd. The focus of the meeting is sequencing of participants' project images. Participants should submit up to 15 images, labeled in the order they want them to appear, by Wednesday, May 27th.

E. Expanding Visions 32: Chuck reported that Expanding Visions 32 will start with an introductory session on June 29th. It will consist of four meet-ups through July and August, which will coincide with the Club's Night Out meetings over the summer, and four online review sessions. The

first meet-up will be at Hudson Yards; the first assignment will be "Tall, Long, and Wide." Additional details about meet-ups will be shared at the introductory session and published in the next issue of *Photo Notes*. Also, as in pre-pandemic years, Expanding Visions 32 will be open to non-members, including NYMACC club members. The cost to non-members will be \$65 for the eight sessions (the introductory session will be free to interested non-members). The \$65 fee will cover dues for the 2026-27 Club year if they decide to join the Club.



F. Club's 90th Birthday: PWCC will be celebrating its 90th birthday in 2027. It was founded in 1937 and originally called the 'Hypo-Hounds' Camera Club. Members were asked to send any ideas on how to celebrate this milestone to Chuck. (In 2017, the Club put on a gallery show of members' images at Soho Photo Gallery's location on White St.; a slide show of the images is available on the website.)

VI. New Business

A. From the Chair:

1. July 4th Holiday: Chuck reported that member Cynthia Walpole, who has an unobstructed view of New York Harbor from her lower Manhattan apartment, has invited Club members to join her to watch and photograph the tall ships sailing in the harbor en route up the Hudson River on July 4th. More information will be forthcoming. In addition, Michael Schleiff will provide information about July 4th celebrations at the Intrepid Sea, Air, and Space Museum.

2. Year-End Competition Rule Change: A discussion was held about a suggestion by Jeff Langford that members be allowed to submit an image from a previous competition that was edited as per feedback from the competition judge. Following a discussion, it was noted that members are allowed to re-submit an image that received a B or a C score and was subsequently edited, into a later competition. It was agreed that members should be made more aware that this is permissible under Club competition rules.

3. Otto Litzel Dinner: See the discussion under Old

Business, above. About 30 members and their guests have signed up. Members who haven't yet signed up were encouraged to do so.

4. Recordings of Meetings: Going forward, recordings of guest speakers will be posted and available on the website indefinitely. Recordings of competitions will be posted in unedited format for one month. Member theme nights will no longer be recorded.

5. Theme Nights/Themed Competitions: It was noted that last year the Club held 10 member theme nights, two You Be The Judge (YBTJ) nights, and two themed competitions. Members were asked for ideas for future theme nights. The following were suggested: urban architecture, minimalism, reflections, emotions/human condition, bodies of water, colors, different exposures (e.g., low light).

Helen offered to put together a slideshow of the images submitted for the YBTJ nights, so that members can more easily view the images before marking their ballots.

A discussion was held about continuing the themed competitions. Members present were not inclined to continue them, finding it too

limiting. The Executive Committee will discuss the issue further.

6. Use of AI in Monthly Competitions: The Club's By-Laws require that all competition entries must be totally made by the member; the inclusion of clip art, web images, stock images, or the like are not permitted as part of an image unless they were created by the member. Since AI is becoming a major feature of photo editing software, Chuck has proposed amending the By-Laws with the following language to address the use of AI in images submitted for monthly competition:

The use of artificial intelligence is permitted for image enhancement purposes only, including extending, enlarging, sharpening, retouching, removing unwanted elements, and performing similar editing functions. However, the use of textual or verbal prompts to generate or add new visual elements, subjects, or content that did not originally exist within the image is strictly prohibited.

A discussion ensued. It was agreed that members will be trusted abide by this and other competition rules. The amendment will be published in the next *Photo Notes*, and then voted on at the September business meeting.

7. Ringer Images: Chuck noted that the Club had a previous practice of entering into competition 'ringer' images, i.e., the same image would be entered into every monthly competition to compare the judges' responses. Following a discussion, it was agreed not to resume this process.



B. From the Floor: Christine noted that member Elayne Dix had emailed a few thoughts that she asked to be read at the meeting, as she had to leave early. They are:

- Have a volunteer or an invitee run all or part of a meeting. This will give others experience which may motivate them to take on a larger role. It also flattens the organizational pyramid and can lead to more egalitarian structure. And that encourages participation.
- Re-write the election procedure including a neutral nomination committee which handles the entire election. Having the President sit in office, run for office, and run the election for most of the time seems to have the appearance of conflict. At least, there may be a chilling effect, which we should avoid.

- For some or all competitions eliminate the score. Often the comments are very useful for the photographer and the observers. In the most recent 3-4 competitions especially, there seemed to be frequent gaps between the comments and the score. I heard this suggestion from another member, really like the idea and I support trying it out. It goes to greater participation and a more egalitarian club.

- In the weekly announcements which the Secretary sends out, use members' photos. This is an idea I floated a while back. It could start slowly with one a month. Or all the weeks in one or two months. I believe there was a system like that in the past. So it can be done.

In response to the last suggestion, Helen stated her objection to using other members' photos in her Weekly Reminder emails. Her position is that, since she prepares the Weekly Reminders, she should be allowed to use her own photos. Several members agreed with Helen.

Member Larry Rubin said that he thought some of these suggestions merited further review by the Executive Committee members.

VII. Good and Welfare

A. From the Chair: None

B. From the Floor: None

VIII. Adjournment: There being no further business, the Zoom meeting was adjourned at approximately 8:15 p.m.

Otto Who?

The following is adapted from a page in the Kayview Gallery website and blog...



Early on in my exploration of photography I sat through a lecture by a blind photographer. Sort of sounds like an oxymoron doesn't it? The thing is he wasn't always blind. Blindness struck him fairly late in life...

Otto Litzel was pushing seventy by the time I went to a daylong seminar on different aspects of photography. He was a gifted speaker, creating images with his stories as well as he had with a camera. It was obvious he had given this lecture many times. The sequence memorized and he didn't skip a beat with each slide transition....

Otto's anecdotal stories of the how, where and why of each shot had the audience members laughing for his entire time...

By-Laws Amendment

Article III - Competitions, Section 2 - Rules of Entry, Part (b) currently reads:

All entries must have been totally made by the member, with the following exceptions: film need not be processed by the member; prints need not be mounted nor matted by the member; digital files from film need not be scanned by the member. The inclusion of clip art, web images, stock images, or the like are not permitted as part of an image unless they were created by the member.

At the PWCC May 18th business meeting, president Chuck Pine, proposed the following amendment to the above section of the *By-Laws*:

The use of artificial intelligence is permitted for image enhancement purposes only, including extending, enlarging, sharpening, retouching, removing unwanted elements and performing similar editing functions. However, the use of textual or verbal prompts to generate or add new visual elements, subjects, or content that did not originally exist within the image is strictly prohibited.

This proposal was discussed by the quorum of members present at the meeting. It is published in this issue of *Photo Notes* for the entire membership.

It will again be discussed at the Club's September 28th business meeting at which time changes may be made and a vote will be taken.

This amendment must be approved by a two-thirds (2/3) vote of the membership at that meeting as long as a quorum of twenty percent (20%) of all members in good standing is present and voting.

Excellence

Club member Marge Gurd has done it again—she has won an award of excellence from *Black & White* magazine for a series titled *Havana Streets*. One of which is shown here...



The magazine will be released later this summer



In the Doorway
© Marge Gurd

Call for Entries

Getting your photographs published in the beautiful *Black & White Magazine* can be an opportunity to be seen. More than 210 winning images will be chosen in 16 categories and each will have a full-page display in the *2027 Single Image Contest*.

Deadline: June 30th.

<www.bandwmag.com/contests>



Y·E·P!

by Ann Broder,

Moving forward with projects while staying motivated and inspired is often easier said than done. As the novelty of something new wears off, self-doubt and realization of the work creeps in. You begin to feel overwhelmed by all the effort that goes into making photos—from taking the picture to editing and sizing, to meeting deadlines.

The initial vision for your project may not align with the realities of your images, leading to frustration and discouragement. This is easier said than done, but try to remember the joy of trying something new.

Remember that everything you have done to this point is a huge accomplishment. Your perseverance in creating new work and meeting deadlines has been successful. Your insights have been heard and welcomed. The technical aspects of your work have improved. The support from your peers is unquestionable.

The end goal is really about growing as a photographer—noticing the small things and learning the big things. The following thoughts highlight how we can keep our projects alive and feel the reward of having done so.

The Shot List

Everyone should have one to keep them on track. Items like tight shots, wide shots, different points of view, high, low, and side. Environmental portraits, neighborhood shots, cultural shots, etc. Every time you complete an item, check it off. Mission accomplished! Feels good, right?

Time Off

It's fine to take a break from your photography. Things you didn't think of when you were stressed with work or a busy schedule now seem to engage your thinking with fresh and renewed interest.

Organize Your Archives

During your "break," try to organize your photo files. Even organizing the photos from a single card will give you a sense of accomplishment.

The weight of our photo choices will always feel heavy if we don't face them with a plan. Make the shot list and an equipment list before you go out shooting. Jot down ideas for creative shots and bring them with you. Remember why you're doing the project, remember your initial excitement, and use all these ideas to support your work.

Have fun out there!

Print Salon

by Betsy Currier

On Wednesday, May 20th, members of The Print Salon met at the Yancy Richardson Gallery, to see the silver gelatin prints of Yamamoto Maso. There were about 10 toned monotone prints of owls, approximately 4 x 7 inches, with 8-ply mats of 5" on all sides. The images were simple, the owls taking up most of the space in the print, their eyes sharply peering out at us. The prints looked to have been toned, possibly by tea.

Then we walked over to Soho Photo Gallery, a member-run co-op. Recent works of five members were being shown; three of whom caught my attention. JoAnne Seador's Coney Island work, Raphael Senzamicci's images of weather and neon lights, and Peter Agran's tiny surrealist black-and-white prints.

The visit to both galleries raised a question in my mind: What is a body of work? Have we "found our voice?" How easy would it be to reach into a library and come up with 12 images that could fill a room, be related and be impactful? This is what YEP is asking us to find out.

Plans for an upcoming meeting of the Print Salon are yet to be determined.



Summer Birthdays

by Natalie Manzino

Here's the list of the Club members who celebrate their birthday over the summer:

June

Paula Paterniti
Alec Rill
Julie Wosk
Ruth Yashpan

July

Dov Beiber
Albyn Davis
Virginia Lawrence
Tom Quackenbush

August

Joseph Abularrage
Aquiles Perez
Larry Rubin
Dudley Slater



Happy Anniversary

July 4th, 2026

250 years
U.S.A.

29 Years
Chuck & Helen

Committee Liaisons

The Executive Committee (ExCom) has decided to continue for this coming year with the committee liaison model to spread the responsibility among the entire Executive Committee.

Here's how it'll work: Each ExCom member will be assigned committees as a liaison. Each committee chair or co-chair will report to the ExCom through this liaison. In this manner, it is felt that communication will flow much more smoothly, in both directions, between the committees. In addition, any concerns raised by the ExCom will be passed along to the committee chairs through the liaisons.

Here are the committee liaison assignments for the 2025-2026 Club year...

Competition	Michael
Field Trip	Chuck
Gallery	Helen
Membership	Helen
Photo Notes	Chuck
Print Salon	Betsy
Program	Christine
Social	Betsy
Website	Michael
Workshop	Joe

Inactive Committees

Archive
House



Photo Notes Deadlines

<u>Issue</u>	<u>Deadline</u>
September	Aug 17th
October	Oct 5th
November	Nov 2nd
December	Dec 7th
January	Jan 4th
February	Feb 1st
March	Mar 1st
April	Apr 5th
May	May 3rd
Summer	Jun 7th

The sooner articles and items are submitted to *Photo Notes*, the quicker the editing and revision process can begin. Once all items are in place the draft copy of *Photo Notes* will be sent to the editors who will then have several days to edit and return their comments.

Upon completion, the *Photo Notes* issue will be sent to all members, friends of the Club, and to the Website Committee to be uploaded to our website <www.parkwestcameraclub.org>





PSA Membership

The Club is a member of PSA, the Photographic Society of America. Are you?

Individual Member Benefits

- Online Photography Classes
- Webinars
- Individual Competitions
- Travel Advisors
- Monthly *PSA Journal*
- Study Groups
- Personal Gallery Page
- Individual Competitions
- Member Discounts (photo hosting and sharing; camera and lighting equipment; fine art master class; KelbyOne; software offerings)

Depth of Field Tips

This is an example of *great* depth of field—most of the image, from near to far, is in acceptable sharp focus...



Instagram

by Julie Foehrenbach

Instagram, a social media site that focuses on pictures more than words, is a natural venue for a camera club. Park West launched its own Instagram page over three years ago and as of last month, we had 981 postings and 590 followers. Impressive! The goal is to showcase our work and attract new members to the Club.

We only post images that have received an A or higher in our monthly competitions and whose creators give us their permission to post. To protect our work, we have employed settings that prevent others from stealing our images or profiles as their own.

If you want to create your own personal page, keep in mind that Instagram is primarily a mobile app—it's designed to be used with a smartphone or a tablet. If you use a computer, you can look at the pages ("feeds") but you won't be able to post a thing. To visit the Park West page, download the Instagram app on your phone or iPad or go to www.instagram.com on your computer. Search for @Parkwestcameraclub and once you have found the site, press the *FOLLOW* button.

On the Website

by Michael Schleiff

The Club has set up forums for all members to use. The topics—which you join or create—could cover any area of photography and imaging including, but not limited to, how-tos, gear, Photoshop, Lightroom, plug-ins, and more.

To get access to a forum, you must be signed in to the Club website with an active email address. After logging in, go to *PWCC Members Discussion Forums* on the dropdown menu and click to enter. As you scroll down you'll see a basic explanation of how these forums work, along with a how-to video. At the bottom of the page, there will be a heading for *Park West Camera Club*, with a button, *View Topic*.

Once selected you will see the topics that have been set up along with a button to *Create New Topic*. You can view the topics and all the posts. You may even post a comment of your own.

All signed-up members will receive an email notice when new posts have been added. (You can easily *opt out* from any of the forums.)

Any questions, regarding the forums, contact me at my personal email address mrscheliff@gmail.com

Thank you and enjoy the PWCC forums.

Print Salon

by Betsy Currier



© Yamamoto Masao

On Wednesday, May 20th, members of The Print Salon met at the Yancy Richardson Gallery (225 West 22nd Street), to see the silver gelatin prints of Yamamoto Masao. There were about 10 monotone prints of owls, approximately 4 x 7," with 8-ply mats of 5" on all sides. The images were simple, the owls taking up most of the space in the print, their eyes sharply peering out at us. The prints looked to have been toned, possibly by tea.

Then we walked over to Soho Photo Gallery, a member-run co-op. Recent works of five members were being shown; three of whom caught my attention. JoAnne Seador's Coney Island work was vivid and deep with rich, late-day tonalities and an almost ghostly presence on her mostly empty streets and fun zones. Raphael Senzamici's images are whirlwinds of colors and weather and neon



© Raphael Senzamici

lights and wildly attention-getting. By contrast, Peter Agran's tiny black-and-white prints, with a slight hint of tea-toning, were made in the darkroom, custom-framed out of the enlarger, with wide off-white mats. The subject matter was simple, if not surrealistic: a front bicycle wheel and its shadow, 2 wooden chairs and their shadows. All the work in this Soho Photo Gallery exhibit is first-rate and is beautifully mounted and framed.



© JoAnne Seador

The visit to both galleries raised a question in my mind: What is a body of work? Have we "found our voice?" How easy would it be to reach into a library and come up with 12 recent images that could fill a room, be related conceptually, and be impactful? This is what YEP is asking us to find out.

By the way, Soho Photo runs competitions throughout the year. The National Open competition has just ended.

PWCC members: don't be shy! Put your work out there and see what happens when real judging is involved. I'm waiting for the next Krappy Kamera competition.

Plans for an upcoming meeting of the Print Salon are yet to be determined.



Depth of Field Tips

Longer focal lengths have shallower depth of field than shorter focal lengths. Keep this in mind when you're trying to achieve a certain image. You may have to alter focal length as well as *f*-stop.



Member Portfolio

Natalie Manzano – Azerbaijan

The Republic of Azerbaijan is a landlocked country at the crossroads of Western Asia and Eastern Europe. This former Soviet republic, is bounded by the Caspian Sea and Caucasus Mountains. These photos, depicting both modern times and past cultures, were taken in Azerbaijan by Natalie on her recent trip there.

Enjoy...



All images
© Natalie Manzano



Summer is Here!

by Evelyne Appel

"...and the livin' is easy"

It seems to come faster every year. Children are screaming "no school!"

It is time to go to the beach.

It is time to smell the roses.

The author Sam Keen once wrote, "Deep summer is when laziness finds respectability."

Time to go fishing or do nothing.

Time for photographers to roam, search, wander. I recall the joy I felt walking in the early morning through tall grass, finding spider webs covered with dew.

Summer is the season of adventure.

It is time for us Americans to wish our country a happy 250th birthday.

Happy Birthday America!

White Rose is an online non-partisan magazine dedicated to exposing extremism and reteaching classical liberalism. Named after a group of college students who, in 1942 during World War II in the heart of Nazi Germany, made the sober decision to be the voice of sanity in the midst of chaos.

Park West Camera Club member Evelyne Appel, a holocaust survivor, has an article in this month's issue. It can be found at at this address...

www.whiterosemagazine.com/we-will-survive



All images © Evelyne Appel

Splurging

The following article is from an article published by Fstoppers and then distributed by B&H.

5 Things That Are Worth Splurging On...

1. A Quality Tripod sturdy and lightweight—think carbon fiber
2. A Better Lens to replace the kit lens that came with the camera
3. A Lighting Modifier a soft box, umbrella, reflector, etc.
4. A Backup Storage System an external SSD drive (or several) or a cloud backup service
5. A Calibrated Monitor. think Datacolor, X-Rite, Calbrite, etc.

and 5 That Are Not...

1. The f -1.2 Version of a Lens depending on focal length, f -2 or f -4 should be just fine
2. An Editing Tablet Over \$500 recommended for pro-level retouchers and the like
3. Paid Lightroom Presets. it's better to learn editing techniques
4. A Photo Printer unless printing photos is your passion
5. An Expensive Camera Bag opt for functionality, not good looks

East Ayrshire Life

David Miller, our Club member in Scotland, publishes a monthly blog <www.cairngormslife.com> of images depicting his life in Scotland's southwestern region of East Ayrshire.



The Very Merry Month of May.

As you may have gathered, May is my favorite month of the year. Not because it is my birthday month—not really enjoying that I am getting older and I know it—no, the fact that normally it always feels like Winter is at last behind us. The frost starts to disappear, plants and nature seem to change at a rapid rate, fishing (hopefully) starts to improve, and life feels more relaxed.

All images
© David Miller



The Anthony Gormly-type statue was of interest while out for a ride along the loch. With the strong northerly wind and atmospheric weather, it was very bleak.

Meals on Wheels

The following article about former PWCC member, Joan Slatkin, is adapted from the Citymeals on Wheels website <www.citymeals.org/news-more/meal-recipient-stories/joan> A video interview with Joan is live on Instagram at <www.instagram.com/reel/DYNfvdMHcJB/?igsh=dGt1bDJyMzlhNXkw>

Joan has lived in her apartment in Gramercy for more than 50 years. "I'm very happy here," she says. "I love the neighborhood, it's near everything."

When she first moved in, her father helped build the shelves in the living room, which still hold the many books and trinkets she's collected over the past few decades. He also hung her potted plants by the window. All these years later and they're as sturdy as ever. "He was a man who could fix anything," says Joan.

The walls are full of framed photos—many of which Joan took herself. She was first introduced to the artform as a college student at Fordham. When choosing her classes, Joan had to pick an elective. On a whim, she chose photography. "I didn't graduate," she says, "but I became a photographer."

For years, Joan made a living taking photos. Her work has been featured in books, shown in galleries and even used on greeting cards. One of her most



popular photos came from a series Joan took of her late mother. In it, Joan's mother has curlers in her hair, cucumbers over her eyes, and a face mask smeared on her skin. "She was my best model," says Joan. "She enjoyed it."

Mostly, Joan took photos of things happening around the city—parades, demonstrations, current events—and sold them to news outlets and other publications.

"I was really very into it," she says. "Now, I can't do a thing. I really miss it."

At 94 years old, Joan now struggles to hold a camera. "My hands won't work," she says. The whole process—finding the light, adjusting the settings, holding the camera steady, even just downloading the photos to her computer—has become too much. "I don't remember the steps." Even if she could, she can't leave her apartment without help.

It all started when Joan fell. "I went out into the hall and just slid down to the floor. I got up and I couldn't move," she says. "The next morning, I was literally in so much pain, I called 911."

Joan had broken one of the vertebrae in her spine. She had to have surgery to repair it. That was three years ago. She's still in physical therapy, but her mobility hasn't improved much. "I have a balance problem," she says. She uses a rolling walker, though she finds it frustrating. "When I go out on the street with the walker, I don't go alone anymore because, when I reach the curb on the other side, I can't lift the walker up onto the sidewalk," she says. "It limits what I can do."

It especially limits her in the kitchen. "I have a whole box of recipe cards. I used to enjoy cooking," says Joan. Now, it's too painful to stand for as long as it would take to prepare a meal. "Thankfully, I have the meals on wheels."

Joan has been receiving home-delivered meals since her fall. During this past winter, she was especially appreciative of the emergency meals delivered during the colder months, which ensure she still has something to eat, even if storms interrupt her usual meal delivery. "They really help me a lot," she says, "they really do."





About (Y)our Website

by Michael Schleiff

Park West Camera Club’s website offers an array of topics for your review. The site should be your go-to place to get information regarding the Club. Following is just a partial list of sections that can be found on the website:

- Home Page—This is our face to the Internet world. On it is a listing of all the latest news and upcoming schedule of events. We highlight the latest competition winners in a continual loop for everyone to see. In addition, there’s a direct link to the latest edition of *Photo Notes*. New issues are uploaded immediately upon their release each month. Finally, under the masthead, there is a menu area that lists 12 different areas of various Club info, some of which are:
- Newsletters—10 years of past *Photo Notes* issues are currently available online and may be downloaded.
- Organization—features the latest PDF files containing membership information including the Park West Constitution and Bylaws. In addition, there is a “Resource Link” submenu. Listed here are web links to various imaging-related websites. Included are sites offering Photoshop and Lightroom help. We are always looking to add links, so if you have any photography-related websites that you would like to add, please contact us.
- Competition Manual & Labels—this is where the Monthly Judging Guidelines and Competition Manual are to be found. The Competition Manual includes detailed specifications on presenting PDI images for entry into competitions.
- Member Galleries—are available to show your work on the web. They can be accessed in the Member Galleries Menu or directly from any web browser by searching Park West Camera Club and your name. The instructions for setting up a gallery may be found at the first dropdown in the Club Members Galleries menu “Instructions to Create a Members Gallery.” If you have any questions about uploading your images, please follow up with the website committee.
- How-to Videos, Notes, and Speakers—all speaker talks have been recorded and uploaded to the website. In addition, we have how-to videos covering various techniques to help editing your photographs.

Your Website Committee is continually uploading new and exciting information to the website. The goal is to make www.parkwestcameraclub.org a primary source for Club and imaging information. We are always looking to expand the website. If you have any ideas, please contact Michael Schleiff or Christine Doyle.

Depth of Field Tips

There are four main factors that control depth of field: lens aperture, lens focal length, subject distance, and sensor size. Your sensor is pretty well set, so you won’t have much luck changing that. Your focal length and distance to the subject are usually determined by your choice of composition. So the lens aperture is your primary control over depth of field.

New Humans

by Julie Wosk

An exciting and expansive exhibit *New Humans: Memories of the Future* is now at the recently reopened New Museum, 235 Bowery in Manhattan. Showing the work of 200 twentieth and twenty-first century photographers, artists, writers, architects, scientists, and filmmakers, this innovative show highlights how technological and social changes have reshaped our ideas of the human, and presents, said the museum, *a vital self-portrait of the humans we may become.*



This massive exhibit covers three floors and presents iconic photographers and artists of the past as well as works from today, including videographers and photographers using AI who illuminate our ideas of humanity. Included also are



works by Man Ray, Marcel Duchamp, Salvador Dali and Swedish photographer Lennart Nilsson, whose mesmerizing photographic images of living fetuses were groundbreaking in their day. There were also historical photographs of World War I soldiers wearing grotesque gas masks that turned the men into alien-like creatures.

Here, too, are images of people living in a post-apocalyptic world who have turned into hybrids, part human/part animal. One of the more intriguing videos presents a monkey wearing a dress and the mask of a Japanese woman wandering through the devastation following the Fukushima nuclear power plant disaster.



On an upper floor, large helium-filled biomorphic creatures (run by museum computer technicians) float overhead amidst models of futuristic cities and bizarre human sculptures.

Overall, this exhibit becomes a cautionary tale about what we might evolve into if we don't curtail our current environmental and technological disasters. The works are startling, and well worth a second visit. The exhibit is ongoing, with no end date posted.

One of the first articles I ever wrote, decades ago, for the journal *Leonardo*, was titled *The Impact of Technology on the Human Image in Art*. This New Museum's exhibit reveals just how far we've come.

Migrant Mother

In March 1936, Dorothea Lange was driving home from a long assignment in California's agricultural fields when she passed a roadside sign: "Pea-Pickers Camp."

She drove past it.

Then, about twenty miles down the road, she turned around.

When she arrived at the camp, she found a 32-year-old woman sitting in a lean-to tent with her children. The pea crop had frozen. There was no work. They had been surviving on birds the children caught



Migrant Mother
© Dorothea Lange

and vegetables scavenged from nearby fields.

Lange made six exposures, moving closer with each frame. This was the final one.

Within weeks of publication, the government had shipped 20,000 pounds of food to the camp.

A single photograph changed what happened next for thousands of people.

Lange didn't just document the scene. She told a story—one so complete, so emotionally honest, that anyone who saw it immediately understood.

No caption needed!

Lunch on a Beam

An iconic photograph of the 20th Century, *Lunch on a Beam*, has also been one of the most mysterious. It was a 1932 publicity shot for Rockefeller Center. For over 90 years the name of the photographer has never been known.

A new book, *Lunch on a Beam: The Making of an American Photograph* by Christine Roussel (Brandeis University Press, distributed by University of Chicago Press. Cloth, \$35.00, 222 pages) is now available to unravel the mystery for you.



In the Gallery

by Jay Bitkower

Sophie Rivera



Self Portrait

El Museo del Barrio is holding its first retrospective of the work of Sophie Rivera, a woman of Puerto Rican heritage who died at the age of 82 in 2021. The exhibit, *Sophie Rivera: Double Exposures*, consists of 180 photographs, and will close on August 2nd. The museum is located on 5th Avenue and 104th Street, just above the Museum of the City of New York.



I walked through the entire exhibit and it was clear that she was an eclectic photographer. She shot everything she found interesting from subway cars to tampons soaking in the toilet, from a bare-assed man (her husband?), to political demonstrations, to portraits, and to school children. She

could see the graffiti-covered subway cars passing by at 125th Street from her apartment window in Morningside Heights. Rivera was married at a young age to Martin Hurwitz, a psychiatrist,

In the 60s, Rivera took drawing classes at the Art Students League, but she decided to switch to photography and began studying at the New School for Social Research. Two of her teachers, one a European-born street photographer and the other a documentarian photographer of Puerto Rican descent, both influenced Rivera in her specialty, street photography, and her politics, leftist.



Her best known work and the most interesting, were her *Latino Portraits* executed in the late 1970s. Rivera was a fervent Latina, and her intention was to change the negative stereotypes of Puerto Ricans. Before she shot a portrait of someone on the street who attracted her attention, she would ask them if they were Puerto Rican, and if not, she would move on to her next subject. The weird subjects mentioned above, were clearly experiments from



which she would always return to her portraits. Most of the photographs in the exhibit are in black and white, one of the exceptions being Latino school children, doubly exposed. To my tastes, not very interesting. Her black and white portraits reminded me of Diane Arbus' work. Both photographers would develop an emotional connection with their subjects to get them to relax and try to capture the essence of their subject. [Note: the image on the left, a waitress, was Rivera's first photo in the *Latino Portraits* series.]



In addition to being a photographer, Sophie was a writer. She contributed articles especially about the lack of recognition of women photographers. She was a member of *En Foco*, a women's photography collective based in the Bronx. Sophie also organized political demonstrations.

Noise Aware Sharpening

One of the biggest problems with sharpening has been that the more you sharpen an image, the more visible the noise becomes. Traditional sharpening tools increase edge contrast everywhere in the frame—including grain, color speckles, and high ISO noise. That’s why many sharpened photos end up looking harsh or artificial.

Topaz Labs’ *noise aware sharpening* tries to solve this problem using AI. Instead of sharpening every pixel equally, Topaz Photo AI attempts to distinguish between:



- real detail
- subject texture
- blur
- random noise

The software then selectively sharpens meaningful detail while trying to avoid amplifying noisy areas. This can be especially useful for:

- wildlife photography
- sports photography
- smartphone night shots
- astrophotography
- heavily cropped images
- high ISO photography



Step-By-Step Photo Essay

How to Create a Photo Essay: A Step-By-Step Guide is a terrific article for anyone who’d like to learn how to create a story out of their images. If you’re wondering how to create a photo essay and shape your photo essay ideas into a finished, print-ready project, this guide



walks you through all of the steps—from choosing a focused theme and defining your emotional angle to shooting, curating, ordering, adding text, and presenting your finished work in a

professional print format. You’ll learn how to turn a simple concept into a cohesive story that feels intentional, polished, and ready to share. Read it [here on the Blurb website](#).



Portfolio Exhibition

The annual *Portfolio Development Exhibition*, will again be held at Soho Photo Gallery. The event will take place June 15th—21st. The gallery is located at 539 West

23rd Street. The gallery hours are 12 noon to 6 p.m. (until 8 p.m. on Thursdays). This juried exhibition will feature 80 images from the 23 photographers who completed the months-long program. In addition, each

night during the week, they’ll have a free speaker event designed to inform and inspire you. Check www.sohophoto.com for details.



Where to Go

Back to College

Most of us will not be going back to school any time soon (or is that ever?). But that could be a big mistake—photographically speaking. Some of America’s colleges and universities are great photo ops showcasing stunning architecture and incredible landscapes. Here are but a few of them...



Flagler College
St. Augustine, FL



Bard College
Annandale-on-Hudson, NY



College of William & Mary
Williamsburg, VA



De Pauw University
Greencastle, IN



Florida Polytechnic University
Lakeland, FL

Depth of Field Tips

Large Aperture = small f -number = shallow DoF

Small Aperture = large f -number = great DoF



Photo Shorts

Latest Sony Camera



The *Sony a7R VI* mirrorless camera pairs a huge 66.8MP sensor with an incredible 30 fps speed, faster tracking, and longer battery life. This looks like Sony is merging the best parts of the high-resolution Alpha series with the speed advantages normally reserved for faster action-oriented cameras. This camera will appeal to photographers who print large, crop aggressively, and shoot landscapes, wildlife, and need professional level detail and flexibility. The body only price is sat at \$4,498.

Latest Canon Camera



Canon has unveiled the EOS R6 V mirrorless hybrid camera with a 32.5MP full-frame sensor, 5-axis in-body stabilization, and Dual Pixel CMOS Autofocus II. This compact video-forward body is ideal for content creation, streaming, podcasting, and a host of other scenarios, all for a price of \$3,699.



Latest Canon Zoom



A fast, lightweight power zoom lens, the *Canon RF 20-50mm f/4 L IS USM PZ* is designed for content creation where it delivers exceptional performance with the option to choose between power zoom and manual zoom. Fully compatible with any RF-mount body, the lens has a fast *f*-4 maximum aperture, six stops of optical image stabilization, and a fast focusing motor to deliver optimal results no matter the subject. This lens is listed at \$1,399

Adobe Alternative

Are you looking for an alternative to Lightroom and Photoshop that doesn't require a subscription? ON1 *Photo RAW 2026.4* has just been released. It contains all the tools a photographer needs to organize, mask, edit, and add professional effects—everything you need in one app with no monthly fees.

- Powerful Photo Editing
- AI Enhance, Noise, Upscaling, Sky Swap & More
- Non-destructive Editing
- Built-in Effects & Presets
- Fast, Folder-Based Photo Organizing
- Full Layer Support
- 100s of free training videos & world-class support
- Buy Once, Yours Forever

www.on1.com



\$99.99 (discounts available)

Ultra Vs Extreme

SanDisk Ultra and SanDisk Extreme are both memory cards from the same division of Western Digital—SanDisk. It is one of the best brands out there. Both are excellent choices to record your images,... but they're different. Which one should you choose when photographing?



The short answer is...
if you have a very high-resolution camera, and/or use the continuous shooting mode often, and/or shoot a lot of video—consider SanDisk Extreme. Otherwise, the more affordable Ultras will do just fine.

Specifically...

- Ultras have capacities up to 1.2TB, Extremes only 1TB
- Extremes have faster read/write speeds
- Extremes come in more formats (including the older CompactFlash)
- Ultras cost less

For more information check out all that SanDisk offers at www.sandisk.com

The choice is up to you,... and your pocketbook.

Denoise Max

We all know that low-light photography involves many compromises. Raise the ISO too far and images become noisy. Lower shutter speed too much and motion blur takes over. Recover shadows too aggressively and detail is lost. That's why we should pay attention to Topaz Labs new *Denoise Max* update.

Instead of just smoothing away grain like traditional noise reduction tools, *Denoise Max* uses AI reconstruction to recover detail from very noisy images. And, it now works in both:


- [Topaz Photo Desktop](#)
- [Topaz Image Web](#)

Traditional denoise tools usually soften detail while reducing noise. *Denoise Max* takes a more advanced approach by...

- preserving edge detail
- rebuilding texture
- recovering fine patterns
- maintaining perceived sharpness

This makes it especially useful for low light images, moving subjects, heavily cropped images, and more.

For photographers shooting in difficult lighting, this can be image-saving.



New from NIK

Nik Collection 9 from DxO introduces a new set of tools that simply didn't exist before, (at least not in NIK) giving you more precision, more control, and entirely new creative possibilities. The new tools include...



Depth Masks

Apply adjustments based on distance, letting you shape foreground and background independently in seconds.



Glass Effect

Simulate textured glass and optical distortion effects, opening up entirely new creative directions.

AI Masks

Select your subject instantly with pixel-level accuracy, without complex selections or manual brushing.



Color Grading

Take full control of shadows, midtones, and highlights in a single, intuitive interface, and build your own signature look with ease.



Blending Modes

Choose from 18 options to combine and refine effects with more flexibility and control than ever before.

Chromatic Shift

Introduce subtle color separation or bold artistic distortion to give your images a unique edge.

Halation

Add a natural, cinematic glow to highlights for a film-inspired finish.

Depth of Field Tips

To bring attention to a subject by blurring a background (this is called selective focus), shoot with *f*-numbers like *f*-2.8, *f*-4, or *f*-5.6.



Where to Go

Summer National Parks

With 63 national parks spread across the United States, picking one to hit for your next photo op can feel overwhelming. The good news? Here are some of the best that are great for summer travel...



For high-altitude getaways
[Rocky Mountain National Park](#)
 Colorado



For breathtaking day hikes
[Yosemite National Park](#)
 California



For wildlife-viewing
[T. Roosevelt National Park](#)
 North Dakota

Click on the park names for more information.



For cooler temps
[Denali National Park](#)
 Alaska



For close-by exploring
[Acadia National Park](#)
 Maine



For crowd-free fun
[Isle Royale National Park](#)
 Michigan



For scenic drives
[Yellowstone National Park](#)
 Wyoming

Harry Benson

At 97, Harry Benson holds what is believed to be the single largest photographic archive of anyone in history. Over more than seven decades, Benson captured history, building a visual record of the world's most iconic figures and events.

Benson has shot thirteen U.S. presidents and such icons as Winston Churchill, Queen Elizabeth II, and Martin Luther King Jr. His photographs of the Beatles' first U.S. trip resulted in some of the most enduring and iconic images of the 20th century.



Now through June 26th, you can see many of Harry Benson's images at the National Arts Club (located at 15 Gramercy Park South).

Mon-Fri, 9 a.m.-3 p.m.
 Sat & Sun, 10 a.m.-4 p.m.

(Closed June 11, 13, 14, & 17)

Color or B&W?

We are often unsure whether an image is best shown in color or black and white. Here is one way to make a decision on this important aspect of your photo.

Start with an analysis of the photo. Identify the image's main subject. Make a mental note of how much visual weight the subject carries as compared to the other objects in the frame.

Make a color and a B&W version of the image.

Ask yourself the following questions...

1. Did the subject lose visual weight?
2. Did the subject gain visual weight?
3. Did the visual weight of the subject remain the same?

If you answer, yes, to question one: the image is best left in color.

If you answer, yes, to question two: the image is probably best shown in black and white.

If you answer, yes, to question three: it's a toss-up and can probably go either way—your choice.



Depth of Field Tips

To bring the whole scene (front to back) into focus, shoot with *f*-numbers such as *f*-16, *f*-22, or greater.



Where to Go

Worldwide National Parks

Although Yosemite was the world's first national park (it was established in 1872), the idea to preserve our natural wonders was quick to spread. Since then, hundreds of parks have been established across the United States and in many countries around the world. Here are just a few of the most beautiful and breathtaking that are just waiting for you and your camera...



Vatnajökull National Park
Iceland



Torres del Paine National Park
Chile



Komodo National Park
Indonesia



Triglav National Park
Slovenia



Galapagos National Park
Ecuador



Wadi Rum Protected Area
Jordan



Banff National Park
Canada



Maasai Mara National Reserve
Kenya



Mana Pools National Park
Zimbabwe



Jigme Dorji National Park
Bhutan



Using Your Camera

by Chuck Pine

On-Camera Filters

In the digital photography era, on-camera filters are pretty much irrelevant. Just about everything that filters did for your film images can now be replicated with software in post processing.

But there are three filters that are useful and you should always have them with you...



- a Skylight or a UV filter (the UV stands for ultraviolet) used to be used to eliminate certain colors of light on the blue end of the visible light spectrum. (Do you remember ROY G BIV from your high school science class?) Today, this can be done with Lightroom, Photoshop, and just about any other image processing software by using a simple slider. On the other hand, these filters can be protection for your lens(es) from dust, water, scratches, and even from objects hitting the lens.
- Polarizing filters are used to reduce glare and reflections from most surfaces (but not metals)—especially those in



windows or glass and on wet rocks or greenery. They are also used to increase contrast and saturation in clouds and sky. There are two types of polarizing filters—linear and circular. (This refers to how they work, not their shape.) Buy the circular version just to be on the safe side.



- A Neutral Density filter (ND for short) reduces the amount of light entering your lens without changing the color—sort of sunglasses for your camera. ND filters are most often used to create long exposures in bright conditions. They come in different strengths based on how many stops of light they reduce the exposure. Graduated ND filters are used for balancing exposure between a bright sky and a darker foreground.

Silhouettes

The OED (Oxford English Dictionary) defines *silhouette* as “the dark shape and outline of someone or something visible against a lighter background.” Here are a few key tips for shooting a silhouette...

1. Choose a good subject—one with a distinct shape that is recognizable without seeing its features. This could be the profile of a person's head, a dog running along the beach, or just about a million other things.



2. Use backlight—the only way a silhouette can work is by having the background (usually the sky) brighter than the subject. Sunrises and sunsets give you great results. Make the exposure from the bright background, lock it in, and recompose to your liking. This can also be done indoors in a darkened room, with the lights aimed at the background, and no light falling on the subject.

3. Do not use flash on the subject unless you want a partial silhouette with some light falling on the subject.

Have fun!

Photo Shopping

by Chuck Pine

Medium Format Film Cameras

These medium format cameras represented the absolute pinnacle of photography back in the days of film. And, they were well worth the price! None of them are still being produced, so you'll have to find them in the used departments of major camera retailers or at flea markets and street fairs. By the way, 120 film is still being made and sold.



Rolleiflex 2.8F
Expect to Pay: \$1,500-2,500



Fujifilm GF670
Expect to Pay: \$2,500-3,500



Hasselblad 503CW
Expect to Pay: \$2,000-3,000



Mamiya 7II
Expect to Pay: \$2,500-3,500



Contax 645
Expect to Pay: \$2,000-4,000



Pentax 645NII
Expect to Pay: \$700-1,100



Horseman 985
Expect to Pay: \$300-500

Lightroom Alternatives



Skylum Luminar

- #1 Lightroom alternative
- Great Value for Money
- Super Fast
- Fun to Use
- Complex Edits made Easy
- \$69



On1 Photo RAW

- Highly recommended
- Easy to Use
- All Skill Levels
- Great Value for Money
- Incredibly Flexible System
- \$50



DxO PhotoLab

- Best for advanced editing
- Quick Processing
- Superior Noise Reduction
- Haze Remover
- Clear Interface
- \$180



Capture One

- Best for professionals
- Feature Rich
- Interface Customizability
- Great Raw File Conversion
- Tethering Abilities
- \$199



Darktable

- Best free alternative
- Excellent Performance
- User-friendly Design
- Robust
- Powerful & Comprehensive
- \$0

PhotoShpping

by Chuck Pine

Depth Range Masks

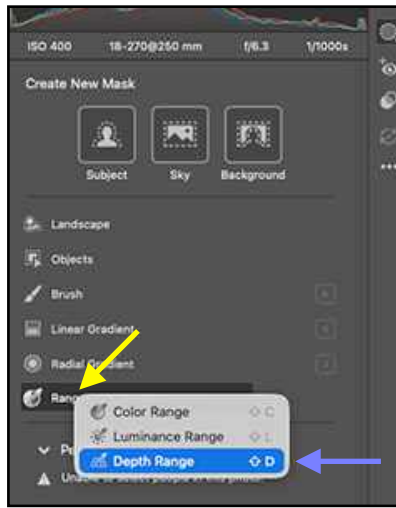
One of the new photography features released by Adobe is a kind of masking called the *Depth Range* mask. At this time it is only available in Camera RAW (but it will probably be in both versions of Lightroom and in Photoshop shortly).

Simply stated, depth range masks are selection tools used to isolate areas of an image based on their distance from the camera.



In this image, for example, there are definite layers of depth—the foreground rocks, the pool of water, and the falls in the background.

To create a depth range mask you need to open Adobe Camera RAW. If starting with a RAW file, it will automatically open in ACR. If you're using a .jpg (or other) file you can open the Camera RAW filter by going to **Filter > Camera Raw Filter...** in the Photoshop Menu Bar.



Once in Camera RAW, click on the **Masking** icon (red), then on **Range** (yellow), and last on **Depth Range** (blue).



Click anywhere in the image and that depth will become highlighted.

You can now make adjustments you want and they will only affect objects that are that far from the camera.

An Eyedropper will appear...

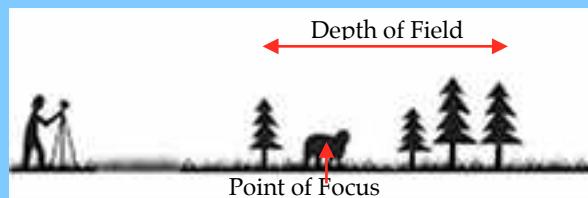


Final image with adjustments applied to the foreground via a depth range mask.

Depth of Field Tips

The DoF extends in front of and behind the point of focus. It extends further

behind than in front. Keep this in mind when choosing your focus point. Your focus should be about a third of the way into the scene.



B & H Event Space

The B&H Photo Event Space offers an assortment of free seminars, workshops, and lectures by talented pros from around the world. Register online to make sure your spot is reserved.



Mon Jul 6
Central Park Waterfalls
Speaker: Tony Gale



Mon Jun 15
Flat Iron Photowalk
Speaker: Tony Gale



Tue Jul 14
Macro Photography
Speaker: Lester Lefkowitz



Tue Aug 11
Documentary Storytelling
Speaker: Brett Garamella



Wed Jun 17
Dance Through the Lens
Speakers: Gavin Larsen, Gene Schiavone, and Kylie Edwards



Wed Jul 15
Documenting Sensitive Stories
Speaker: Nancy Borowick



Thu Aug 13
Lighting & Direction Masterclass
Speaker: Rory Lewis



Wed Jun 24
Anatomy of a Portrait
Speaker: Juan Pablo Viades



Tue Jul 21
Latest Fujifilm Gear
Speaker: John Haggerty







Information is now available and registration is open for the 87th Annual PSA Photo Festival being held in Las Vegas on September 13th-19th, 2026 <www.hpsaphotofestival.org>

Depth of Field Tips

If you want to bring an entire scene into focus and keep it sharp, use a small aperture. *But be careful not to go too small.* Lens sharpness starts to deteriorate at the smallest apertures. This is called diffraction. Use enough to get what you want, and no more. You may have to experiment a bit to get a feel for how your camera and lenses work at different apertures.



Note the greater depth of field at $f/22$.



Also note the loss of detail at $f/22$.



LIMITED TICKETS!

CIRCLE Line

Sail 4th 200 1791-2026

TALL SHIPS

PREVIEW CRUISE

JULY 3 2026

ALL ABOARD FOR A FRONT ROW SEAT TO THE ARRIVAL OF HISTORIC TALL SHIPS FROM AROUND THE WORLD TO CELEBRATE THE 250TH ANNIVERSARY OF OUR NATION'S FOUNDING.

BOOK NOW

ITALY

COLOMBIA

GERMANY

UNITED STATES

CIRCLE Line 80

[Book now](#)



Sierra Photo Meetings 2025-2026

The New York City Sierra Club Photo Committee has meetings scheduled for the 2025-2026 year. Some of the meetings will be held using the Zoom Software and some will be in-person at the School for Visual Arts (SVA)—136 West 21st Street, Room 418F. Tickets for all events have to be purchased in advance on [Eventbrite](#). An \$8 donation is suggested.

- Tues. 9/16/25 SVA
- Tues. 10/14/25 Zoom
- Tues. 11/11/25 Hybrid
- Tues. 12/16/25 Zoom *
- Tues. 1/20/26 Hybrid
- Tues. 2/17/26 Zoom
- Tues. 3/17/26 Hybrid
- Tues. 4/14/26 Zoom
- Tues. 5/19/26 Hybrid
- Tues. 6/16/26 Zoom *

SVA = in-person only
Zoom = online only
Hybrid = in-person and online

* members night

Schedule of Activities

Park West Camera Club meets just about every Monday night (with some exceptions for a few holidays and a shortened summer schedule).

Due to the coronavirus pandemic and its aftermath, Club activities will be virtual using the Zoom software. Members will be emailed all the information necessary to log in and participate. Guests may request log-in details by emailing Park West Camera Club at <pwccny@gmail.com>

Check the Club's Website <www.parkwestcameraclub.org> for late-breaking details on PWCC meetings and other Club activities.

All Club meetings begin at 6:30 p.m. You may log on using the Zoom software 15 minutes earlier.

Listed on the following pages are **PWCC activities** marked with an asterisk (*). Also listed are **Photo Ops** (opportunities to take photos) and **Photo Events** (of interest to photographers).



* Monday, June 8
No Meeting

There's will be no meeting tonight as we begin the Club's summer schedule of meeting every other week.



Tue Jun 9- Fri, Jun 12
Photo Op
Concerts in the Parks

Unroll your blankets and fill your picnic baskets because music under the summer sky is back! Since 1965, audiences have gathered on the lawns of New York City parks to enjoy free music by the New York Philharmonic. The celebration continues after every outdoor concert with fireworks that light up the night sky. The schedule includes...

Tuesday, Van Cortlandt Park
Wednesday, Central Park
Thursday, Cunningham Park
and Friday, Prospect Park.

For more info go to <www.nyphil.org>

Baseball & Fireworks

Looking for some great photo ops this summer? Here's an idea you should check out...

There are seven Friday nights this summer (June 12 & 26; July 10, 17 & 31; August 14; and September 4) when you can catch a minor league baseball game, featuring the Brooklyn Cyclones, followed by fireworks over the ocean. Plus, if that's not enough to tempt your camera, there's always the sparkle and glitter of the amusement parks. (And, don't forget Nathan's.)

The games start at 6:40 p.m. and are played at Maimonides Park on Surf Avenue, in Coney Island. The fireworks, which begin around 9:45 p.m. and last for a half hour, can be viewed from the boardwalk between West 10th and West 15th Streets.

To get there, take the D, F, N, or Q train to its southern terminus—the Coney Island / Stillwell Avenue station. Exit the station at the front of the train.

Nathan's is diagonally across the corner. All of the amusement parks and the boardwalk are straight ahead. And the stadium is a few blocks to the right.

Ticket prices start around \$20 and go up from there.

If interested, why not make it a Club Pop-Up field trip? After all, the more the merrier!

Check it out by going to <www.milb.com/brooklyn>



Tuesday, June 9

Photo Op
Museum Mile Festival

The 48th Annual Museum Mile Festival takes place today, from 6 to 9 p.m. on 5th Avenue (where else?) from 82nd-110th Streets. The City's *biggest block party* offers free entertainment admission to museums like The Met, Guggenheim, El Museo del Barrio, and a dozen more. This event takes place rain or shine.



Tuesday, June 9

NYMACC Meeting

The New York Metro Area Camera Council is an umbrella organization for camera clubs in the New York City area. PWCC is a founding member of the council. As a Club member, you are invited to attend tonight's meeting to see what's going on around town. The meeting starts at 7 p.m. If you'd like to join the meeting contact NYMACC <deborah.NYMACC@gmail.com> for the Zoom link.



Lincoln Center Outdoors

Lincoln Center's fifth annual *Summer for the City* is offering hundreds of free and Choose-What-You-Pay performances and cultural activities for all ages. Experience the global rhythms, embrace dozens of new perspectives—all without ever leaving New York!

Programs run from June 10th thru August 8th. Learn more about these musical and visual photo ops at <www.lincolncenter.org/series/summer-for-the-city>



Sat Jun 13 & Sun, Jun 14

Photo Op
Jazz Age Lawn Party

Break out your best flapper dresses, linen jackets, straw hats, spats, and 100-year-old Gatsby-inspired attire! The 21st annual Jazz Age Lawn Party on Governors Island (the world's original Gatsby-Era day party) features live


music, retro cocktails, and Prohibition era entertainment. Explore the Island, check out the antique 1920s cars, play croquet, enjoy a picnic, and more. Tickets are available at <www.posh.vip/e/jazz-age-lawn-party?t=website>



Sunday, June 14

Photo Op—Flag Day

The Flag Day celebration and parade is hosted annually by the Sons of the Revolution in the State of New York. The parade steps off at 12 noon from City Hall Park and ends at the grandstand in front of Fraunces Tavern Museum. (Admission to the museum, for today only, is \$1.) If you want to shoot the participants as they prepare for the parade be at City Hall Park by 11 a.m. Be patriotic, shoot the parade, and have some fun!





Monday, June 15
 Photo Op
 Nature Photography Day

The 15th of June is designated as Nature Photography Day by the North American Nature Photography Association (NANPA). The purpose of this day is to promote enjoyment of nature photography, and to explain how images are used to advance the cause of conservation and to protect plants, wildlife, and natural areas both locally and globally. Why not get outdoors today and snap some great photos of the natural world?



* Monday, June 15
 OLMMD

The Club is holding its annual year-end Otto Litzel Memorial Dinner tonight. All the details may be found on page ?? of this issue of *Photo Notes*. It's being held at Arte Cafe, from 6 to 9 p.m. The cost is \$50 per person. Hope to see you there.



Tuesday, June 16
 Photo Event
 Sierra Photo

The New York City Sierra Club Photography Committee is holding its meeting tonight. This meeting is on Zoom only. Purchase your ticket through Eventbrite. An \$8 donation is suggested. Tonight's meeting is a *Members Night*. Everyone may share up to eight images based in the natural world (wildlife, land- and sea-scapes, vegetation, and the rest). All images must have a resolution of 72ppi, be 2000px on their longest side, and not exceed 2MP file size. Email your images as attachments to sierraphotonyc2@gmail.com. The deadline for submitting images is June 15th. Want more info on the Sierra Photo group? www.sierraphotonyc.com

Depth of Field Tips

As you stop down the lens for greater DoF, you'll need to use longer shutter speeds. If your shutter speed is too long, you'll need a tripod and remote shutter release to deal with the long exposure and possible blurring the image.



Sunday, June 18
 Photo Op
 Multicultural Fest

Egg Rolls, Egg Creams and Empanadas is a free multicultural party that celebrates Chinese, Jewish, and Puerto Rican cultures. It is being held at the Eldridge Street Museum, located at 12 Eldridge Street just south of Canal Street. The festivities begin at noon and run through 4 p.m. Lots of fun, including klezmer, Chinese opera, Puerto Rican folk music, Hebrew and Chinese scribal arts, yarmulke making, Puerto Rican mask and lace making, mah-jongg, and other types of arts and crafts. Egg rolls, egg creams, and empanadas will be sold.



Friday, June 19
 Photo Op—Juneteenth

Juneteenth (June 19th) is the federal holiday celebrating the end of slavery in the United States. It marks the day in 1865 when enslaved people in Texas

finally learned of their newly granted freedom. There are many events occurring in and around the City including a parade and street fair in Harlem, a festival at Wave Hill in the Bronx, and in Linden Park in Brooklyn, among many others. Best if you google to find out specific locations, times, and directions.



Saturday, June 20
Photo Op
Mermaid Parade

The 44th annual Coney Island Mermaid Parade will be held today. It is the largest parade off its kind in the United States. It celebrates the summer solstice (tomorrow morning, see the next entry), self-expression, and seaside culture. Featuring thousands of participants in creative sea-themed costumes, marching bands, and floats, it often draws hundreds of thousands of spectators (great crowd shots!). The parade kicks off at 1 p.m. from West 21st Street and Surf Avenue (just a few short blocks from Nathan's Famous and the Stillwell Avenue subway station). You'll definitely want to get there

earlier to shoot in the staging area. Your best bet is to buy a *Photographer Staging Area Pass*. It costs \$55 in advance or \$65 on the day of the parade. Please note that only 120 passes will be available (½ in advance, ½ day-of). Purchase your pass here <www.coneyisland.com/mermaidparaderegistration> *Day-of passes must be paid in cash*



Sunday, June 21
Summer Solstice

The June solstice (the summer solstice in the northern hemisphere) marks the first day of summer. It will occur at precisely 4:24 a.m. EDT here in the Big Apple. [Sunrise will occur one hour and one minute later.] This marks the day of the year with the most sunlight (15 hours, 5 minutes, and 37 seconds) and, obviously, the least darkness (you can do the math if you really want to know). If you happen to be up for the event, why not send an image to *Photo Notes* depicting what's going on in your neck of the woods?



Sunday, June 21
Fathers's Day

Happy Fathers's Day to all you dads, grandpas, pop-pops's, and sabas out there!



* Monday, June 22
No Meeting

There's no meeting tonight as we're into our every-other-week summer schedule.



Sunday, June 28
Photo Op—Pride Parade

This parade is a celebration of the LGBTQIA+ community. A good spot to get great shots is the staging area, 5th Avenue and 26th Street. The kick-off is at 12 noon—get there earlier. The parade heads down 5th Avenue, passes the Stonewall Inn, and ends up in Chelsea at 16th Street and 7th Avenue.



* Monday, June 29
 Expanding Visions 32
 Introduction

The introductory session of the Expanding Visions 32 class is tonight via Zoom. All the information can be found on pages ?? and ?? of this issue of *Photo Notes*. Please let us know if you will be attending this year by sending an email to <pwccny@aol.com> with Expanding Visions 32 in the subject line. (Yes, you may abbreviate it as either *ExpVis* 32 or simply *EV32*.) The Zoom link will be sent out to all Club members and to any non-members who sign up for the class. The meeting will begin at 6:30 p.m.

Saturday, July 4
 Independence Day

The 250th anniversary of our nation's founding (with the signing of the Declaration of Independence in 1776) is upon us. There will be lots of celebrations and goings-on that will be great fodder for our lenses. Here are just a few of them...



Parade of Tall Ships
 Historic tall ships will sail up and down the Hudson River



and then anchor near the Statue of Liberty. All this is alongside a massive fleet of more than 60 warships from 30 different countries.

Club member Cindy Walpole has invited us to her home to view and shoot the event—she lives on a high floor of 10 West Street (across the street from Battery Park) with floor-to-ceiling windows overlooking the harbor, Lady Liberty, and so much more. Let Cindy know in advance that you'll be coming. Call (239) 405-2025 or email <cindy@focusfrog.com>



Fireworks
 Macy's 4th of July Fireworks will feature fireworks over both the lower Hudson River (in collaboration with Jersey City) and the East River/ Brooklyn Bridge. The display typically begins around 9:30 p.m. Free public viewing is available along the lower Manhattan, Brooklyn, and New Jersey waterfronts.



Celebrate by booking one of New York's highly sought-after 4th of July fireworks cruises. These events sell out quickly due to their prime, front-row viewing spots. [Note—these tend to be quite expensive!] Check out... <[Circle Line Sightseeing](#)> <[Classic Harbor Line](#)> <[Seastreak](#)> <[Skyline Cruises](#)> and many more.



Ball Drop
 For the first time other than New Year's Eve, the Times Square Ball will drop at 11:59 p.m. on July 3rd, kicking-off to nationwide celebrations.

Many towns in the Metro area have fireworks, parades, and other celebrations—check your local listings.



* Monday, July 6
 Club's Night Out
 Hudson Yards

Tonight's Park West meeting will take place at Hudson Yards. It is a 28-acre mixed-use neighborhood on the West Side of Manhattan bordered by 10th and 12th Avenues and West 30th and 34th Streets. It sports luxury residences, amongst ultra-modern office towers, a multi-arts center known as *The Shed*, high-end retail shopping, the *Vessel*, the *Edge Observation Deck*, and the *High Line*. To get there, take the #7 train to its western terminus, the 34th Street/Hudson Yards station. The M 12 bus runs up 12th Avenue and down 11th with stops at Hudson Yards, as does the M 11 bus going up 10th Avenue and down 9th. We'll meet at 6:30 p.m. at *Backyard at Hudson Yards* which is located on the west side of the *Vessel*.



* Monday, July 6
 Expanding Visions 32
 Assignment #1

The assignment tonight is called *Tall, Wide, & More*. For this assignment we will shoot everything at least three times, —first with the camera held horizontally (landscape orientation), then vertically (portrait orientation), and finally diagonally. See the previous listing for more information. You will have 8 days to work on and submit up to 8 images for the review session on Thursday, July 16th. (The submission deadline is Tuesday, July 14th at 11:59 p.m.)



Sat & Sun, July 11 & 12
 Photo Op
 Manhattanhenge

What will future civilizations think of Manhattan Island when they dig it up and find a carefully laid out network of streets and avenues? Surely the grid would be presumed to

have astronomical significance, just as the prehistoric circle of large vertical rocks known as Stonehenge, in the Salisbury Plain of England. Stonehenge's special day is the summer solstice, when the Sun rises in perfect alignment with several of the stones, signaling the change of season. Manhattan, a place where evening matters more than morning, the special day comes when the Sun sets in exact alignment with the Manhattan grid, fully lighting every single cross street for the last 15 minutes of daylight. You will see the entire ball of the sun on the horizon. For best effect, position yourself as far east in Manhattan as you can, but ensure that when you look west across the avenues you can still see New Jersey. Clear cross streets include 14th, 23rd, 34th, 42nd, 57th, and some streets adjacent to them. The Empire State building and the Chrysler building render 34th street and 42nd streets especially striking vistas. On Saturday, the 11th, you'll see the entire ball of the sun as it sets at 8:20 p.m.; on Sunday, the 12th, you'll see only the top half of the sun's circle sitting on top of the horizon at 8:21 p.m. Be prepared, get to a spot early, wait for the moment, and hope for clear skies.





Sunday, July 12

Photo Op
Obon Festival

Obon is an annual festival that honors the ancestors. It features Japanese circle dancing, Taiko drumming, origami, and other cultural activities. It takes place this afternoon on 106th street, between Riverside Drive and West End Avenue. It is free and all are welcome.



* Monday, July 13
No Meeting

There's no meeting tonight.
See you next week.



* Thursday, July 16
Expanding Visions 32
Review #1

At tonight's Zoom meeting, we will go over the images shot for *Expanding Visions 32* Assignment #1, *Tall, Wide, &*


More. All participants may submit up to 8 images from the assignment. They may have been shot last week at the Club's Night Out at Hudson Yards, or anywhere else at any time—as long as they fit the assignment. The Zoom link will be sent out to all Club members and to any non-members who sign up for the class. The meeting will begin at 6:30 p.m.



* Monday, July 20
Club's Night Out
Pier 57

Tonight's Club meeting will take place at Pier 57. Built in 1907 as a shipping and storage terminal, it was reconstructed by the NYC Department of Marine and Aviation in the 1950s, and recently renovated as a public space. It offers a two-acre rooftop park with great views up and down the Hudson River, Market 57 (a foodcourt with more than a dozen food choices), and lots of accessible area with great photo opportunities. Pier 57 is located in Hudson River Park between Little Island and Chelsea Piers. To get there, take the A, C, E, or L train to the 14th Street (8th Avenue)

station. Walk west to the West Side Highway and 15th Street. By bus, take the M14, M20, or M11 bus to 14th Street and walk west to the West Side Highway / 15th Street entrance. We'll gather at 6:30 p.m. at our meeting spot in front of the City Winery.



* Monday, July 20
Expanding Visions 32
Assignment #2

The assignment tonight is called *Back Light*. For this class we will shoot our subjects with the light coming from behind them to achieve either a rim-light or silhouette effect. You will have eight days to work on and submit up to eight images for the review session on Thursday, July 30th. (The deadline is Tuesday, July 28th at 11:59 p.m.)





Fri—Sat, July 24—26
Photo Op
Indian Powwow

The 47th Annual Thunderbird American Indian Powwow takes place this weekend at the Queens County Farm Museum (73-50 Little Neck Parkway, in Floral Park). This spectacular 3-day powwow features inter-tribal Native American dance competitions by over forty Indian Nations. It features an expansive market of authentic Native American art, crafts, jewelry and food (don't miss the fry bread). The gates open at 6 p.m. on Friday and 10 a.m. on Saturday and Sunday. The powwow ends at 10 p.m. on Friday and on Saturday and at 5 p.m. on Sunday. A 1-day pass costs \$19; a 3-day pass is \$38. This year's Thunderbird American Indian Powwow is an experience not to be missed!



* Monday, July 27
No Meeting
There's no meeting tonight.
See you next week.



* Thursday, July 30
Expanding Visions 32
Review #2

At tonight's Zoom meeting, we will go over the images shot for Assignment #2, *Back Light*, of *Expanding Visions 32*. All participants may submit up to eight images from this assignment. They may have been shot last week at the Club's Night Out at Pier 57, or anywhere else at any time—as long as they fit the assignment. The Zoom link will be sent out to all Club members and to any non-members who sign up for the class. The meeting will begin at 6:30 p.m.



Sat - Sat, August 1 - 8
Photo Op
New Jersey State Fair

The New Jersey State Fair returns to the Sussex Country Fairgrounds in Augusta, NJ. Enjoy the best entertainment, food, rides, agriculture, and more that New Jersey has to offer. Fair Hours are 10 a.m. -

10 p.m. on the weekends and 12 noon - 10 p.m. during the week. Tickets may be bought online or at the gate. Adults - \$16 and seniors - \$10 The fair is located about an hour and a half drive northwest of the City. All the info you could ever want may be found on the website at www.sussex-countyfairgrounds.org



Sat Aug 1- Sun, Aug 16
Photo Op
Harlem Week

This multi-week celebration offers a vast array of food, live concerts, crafts, fashion, and business expos showcasing the rich African, Caribbean, and Hispanic heritage of this historic community. Signature events include *A Great Day in Harlem* concert, the *Harlem Children's Festival*, and an *Auto Show*. For up-to-date schedule releases and venue locations, visit www.harlemweek.org





* Monday, August 3
Club's Night Out
Chinatown

Tonight's Club meeting will take place in Manhattan's Chinatown. With an estimated population of almost 100,000 people, Chinatown is home to the highest concentration of Chinese people in the Western Hemisphere. It is a vibrant, chaotic, and authentic area famous for its world-class food, bustling markets, deeply rooted culture, and unlimited photo ops. We'll meet at the southeast corner of Canal and Mott Streets, in front of the Chase Bank, at 6:30 p.m. The J, N, Q, R, W, Z, and #6 trains all have stops on Canal Street (so do the A, C, E, and #1 trains, but they're a longer walk). Walk east to the meeting spot.



* Monday, August 3
Expanding Visions 32
Assignment #3

The assignment tonight is called *Lilies of the Field*. For this

assignment we capture our subjects several times using different apertures to see the effect it has on depth of field. You will have 8 days to work on and submit up to 8 images for the review session on Thursday, August 13th. (The submission deadline is Tuesday, August 11th at 11:59 p.m.)



* Monday, August 10
No Meeting

There's no meeting tonight. See you next week.



Wednesday, August 12

Photo Op—Solar Eclipse

A partial solar eclipse will be visible across most of North America today. It will begin just before 1 p.m. and last about an hour and a half. The deepest point of the eclipse, when the Sun is most hidden, will be at 1:45 p.m. Set your camera to *f*-11 in aperture priority mode; the ISO to 100, and focus at infinity in manual mode. Be sure to use auto bracketing to get multiple captures. And, have fun!



* Thursday, August 13
Expanding Visions 32
Review #3

At tonight's Zoom meeting, we will go over the images shot for *Expanding Visions 32* Assignment #3, *Lilies of the Field*. All participants may submit up to 8 images from the assignment. They may have been shot last week at the Club's Night Out in Chinatown, or anywhere else at any time—as long as they fit the assignment. The Zoom link will be sent out to all Club members and to any non-members who sign up for the class. The meeting will begin at 6:30 p.m.



Sunday, August 16
Photo Op—Shorebird Festival

The 21st Annual Shorebird Festival will be held at the Jamaica Bay Wildlife Refuge, in Broad Channel, Queens, today. This is the peak of the southward migration for the

shorebirds and other species. Learn about the refuge's ecology and history and how to identify and photograph these species out in the field. To get there, take the A-train to the Broad Channel station and then walk a couple of blocks to Cross Bay Boulevard and switch to the #52 or 53 north-bound bus to the refuge.



* Monday, August 17
Expanding Visions 32
Assignment #4

will be the actual two-week tournament, from Sunday, August 30th through Sunday, September 13th. Tickets may be purchased at <www.usopen.org/en_US/tickets>



* Monday, August 24
No Meeting
There's no meeting tonight. See you in September.



* Monday, August 17
Club's Night Out
Coney Island

Tonight's Club meeting will take place in Coney Island. In addition to America's oldest theme park (*which* are in full operation) there're three miles of beach and boardwalk at which to aim your camera. And, don't forget Nathan's Famous hot dogs and fries! Take the D, F, N, or Q subway train to the Coney Island/ Stillwell Avenue station. Exit the station at the front of the train, go downstairs, and walk diagonally across the street to Nathan's Famous. We'll meet in their picnic area just to the right of the food service area at 6:30 p.m. Arrive a bit earlier if you want a bite to eat before we start shooting.

The assignment tonight is called *Full Speed Ahead*. For this assignment we'll shoot moving subjects at different shutter speeds to freeze or blur the motion. You will have eight days to work on and submit up to eight images for the review session on Thursday, August 27th. (The submission deadline is Tuesday, August 25th at 11:59 p.m.)



Sun Aug 23- Sun, Sep 13
Photo Op
US Open Tennis

The US Open Tennis Championships is the fourth and final Grand Slam tennis tournament of the year. It's held at the Billie Jean King National Tennis Center in Flushing, Queens. The qualifying rounds will run from today through Thursday, August 27th. Following this

* Thursday, August 27
Expanding Visions 32
Review #4

At tonight's Zoom meeting, we will go over the images shot for *Expanding Visions 32 Assignment #4, Full Speed Ahead*. All participants may submit up to 8 images from the assignment. They may have been shot last week at the Club's Night Out in Chinatown, or anywhere else at any time—as long as they fit the assignment. The Zoom link will be sent out to all Club members and to any non-members who sign up for the class. The meeting will begin at 6:30 p.m.

Table of Contents

Club News

2	Who's Who at PWCC
3	President's Message
4	2026 Summer Schedule
5	Official Club Field Trips
5	Portfolios Wanted
5	Member Bios
5	Depth of Field Tips
6	Zooming
6	Pop-Up Trips
6	Submitting Images
6	Emailing PWCC
7	Sunshine Fund
7	Depth of Field Tips
7	Club Meeting Times
7	PWCC Image Deadlines
9	Images of the Year
9	Cumulative Point Totals
10	Winning Images
13	Otto Litzel Memorial Dinner
14	ExCom Meeting Minutes
15	<i>Photo Notes</i> Comments
16	Business Meeting Minutes
19	Otto Who?
20	By-Laws Amendment
20	ExCellecne
20	Call for Entries
21	Y•E•P!
21	Print Salon
22	Summer Birthdays
22	Committee Liaisons
22	<i>Photo Notes</i> Deadlines
23	PSA Membership
23	Instagram
23	On the Website
23	Depth of Field Tips
24	Print Salon
24	Depth of Field Tips
25	Member Portfolio
26	Summer is Here!
26	<i>White Rose</i>
27	Splurging
27	East Ayrshire Life
28	Meals on Wheels
29	About (Y)our Website
29	Depth of Field Tips

Photography News

30	New Humans
31	Migrant Mother
31	Lunch on a Beam
32	In the Gallery
33	Noise Aware Sharpening
33	Step-By-Step Photo Essay
33	Portfolio Exhibition
34	Where to Go
34	Depth of Field Tips
35	Photo Shorts
35	Adobe Alternative
36	Ultra Vs Extreme
36	Denoise Max
37	New from NIK
37	Depth of Field Tips
38	Where to Go
38	Harry Benson
39	Color or B&W?
39	Depth of Field Tips
39	Where to Go
41	Using Your Camera
42	Photo Shopping
43	PhotoShopping
43	Depth of Field Tips

Exhibits, Workshops, Etc.

44	B&H Event Space
45	PSA Photo Festival
45	Depth of Field Tips
46	Tall Ships
46	2025-2026 Sierra Photo Meetings

Schedule of Activities

47	Schedule of Activities
49	Depth of Field Tips
57	Table of Contents

