

PHOTO NOTES

Park West
Camera Club

November 2023

This Issue

Volume 86 • Issue 3

Club News.....	2 - 33
Photography News.....	34 - 57
Exhibits, Workshops, Etc.....	58 - 64
Schedule of Activities.....	65 - 69
Complete Index.....	70

Over 80 members' images inside!



The Park West Camera Club is an independent not-for-profit corporation. Guests are always welcome.

The PWCC newsletter, *Photo Notes*, is published every month by and for the members of the Park West Camera Club. Subscriptions are included with Club membership. Yearly subscriptions are available to non-members by email free of charge.

Submissions of full-length articles or smaller items of photographic or general interest are always accepted. The staff of *Photo Notes* reserves the right to edit any submissions which are published.

Photo Notes is optimized for viewing digitally.

Contact Information

Website

www.parkwestcameraclub.org

Email Addresses

pwccny@gmail.com

pwccny@aol.com

Club Mailing Address

PWCC

680 West End Avenue, #5D

NY, NY 10025



President

Chuck Pine

V. President

Michael Schleiff

Corres. Sec.

Helen Bohmart Pine

Rec. Sec.

Christine Doyle

Treasurer

Joe Nawy

Committee Chairs

Archive

Inactive

Competition

Hedy Klein
Vacancy

Field Trip

Inactive

Gallery

Inactive

House

Inactive

Membership

Marlene Schonbrun
Elena Pierpont

Photo Notes

Chuck Pine

Program

Marilyn Fish-Glynn
Alice Somma

Social

Natalie Manzino

Website

Michael Schleiff
Christine Doyle

Workshop

Ed Lee



Cover Photo

Oystercatcher

©2017 Chuck Pine

President's Message

Join the Fun

The last meeting of this month, November 27th, is the Club's second business meeting of the year. And there are some vital items on the agenda—ones that will affect you and the Club.

The first is an amendment to the *PWCC Constitution*. The proposed change would add two "at-large" members to our Executive Committee, bringing the total number up to seven (the other five are the elected Club officers). The proposal to expand the ExCom was made in an attempt to increase member activity in the Club and to get some "fresh blood" onto the board, so to speak.

What do you think of this idea? Are you for it? or do you think it's an unnecessary change to our administration?

See page 11 of this issue of *Photo Notes* for the complete changes to be made. It will require a $\frac{2}{3}$ majority vote to approve this amendment.

Next on the agenda is a proposal to change our weekly meeting time from 6:30 p.m. to 7 p.m. Because the meeting time is not specified in our *Constitution of By-Laws* this item is more informal than the previous one. All it takes to do this change is a consensus of the membership and approval of the current ExCom.



When I first joined the Club, some 50+ years ago, we met at 8 p.m. There were 30-something members at the time, and a great majority of us were gainfully employed. The later starting time allowed most of us to leave work, have some dinner, and then attend the meeting.

As the Club aged, so did its membership. People wanted to get home earlier, especially

after we moved downtown to an area not so centrally located and not within a few steps of many subways and buses.

Now that we're not using public (nor private) transportation to and from our meetings, we don't have the problem of getting home too late. Will changing our start time by a half hour work out better for you, for your fellow members?

Of course there will be lots more on the agenda, too. Won't you please join us in deciding PWCC's future.

It's fun, too!

Thanks, and be well,

Chuck

Photo Notes

Publisher: Park West Camera Club

Editor: Chuck Pine

Committee: Madeleine Barbara, Elsa Blum, Ann Broder, Renée Harper, Gladys Hopkowitz, Hedy Klein, Paul Perkus, Helen Pine, Puneet Sood, and Julie Wosk

Contributors: Evelyne Appel, Bill Apple, Christine Doyle, Julie Foehrenbach, Hedy Klein, Jeff Langford, Natalie Manzano, Chuck Pine, Helen Pine, Larry Rubin, and Michael Schleiff

Photo Notes is produced on a MacBook Pro using Apple Pages and Adobe Photoshop.

All uncredited images are royalty-free clip art or otherwise believed to be in the public domain.

Credited images remain the sole property of their copyright holders—all rights reserved.

PWCC 2023-2024 Schedule

September

- 3 Chuck Pine Labor Day Picnic
- 4 No Meeting (Labor Day)
- 11 Welcome Back—Summer Photos
- 18 Business Meeting #1
- 25 No Meeting (Yom Kippur)

October

- 2 Competition #1
- 9 Theme Night—Travel
- 16 Guest Speaker
- 23 Variations on a Theme
- 30 Halloween Shoot

November

- 6 Competition #2
- 13 You be the Judge—Flora
- 20 Guest Speaker
- 27 Business Meeting #2

December

- 4 Competition #3
- 11 Guest Speaker
- 18 Holiday Party
- 25 No Meeting (Christmas)

January

- 1 No Meeting (New Years Day)
- 8 Competition #4
- 15 Theme Night—Winter Holidays
- 22 Guest Speaker
- 29 Workshop—Bookmaking

February

- 5 Competition #5
- 12 Theme Night—Minimalism
- 19 Guest Speaker
- 26 You be the Judge—Fauna



March

- 4 Competition #6
- 11 Interpretations
- 18 Guest Speaker
- 25 Business Meeting #3

April

- 1 Competition #7
- 8 Theme Night—Spot Color
- 15 Guest Speaker
- 22 No Meeting (Passover)
- 29 Workshop

May

- 6 Competition #8
- 9 Expanding Visions 30 Introduction
- 13 Theme Night—Black and White
- 16 Expanding Visions 30 Assignment #1
- 20 Guest Speaker
- 23 Expanding Visions 30 Assignment #2
- 27 Business Meeting #4
- 30 Expanding Visions 30 Review #1

June

- 3 Year End Competition
- 6 Expanding Visions 30 Assignment #3
- 10 Otto Litzel Memorial Dinner
- 13 Expanding Visions 30 Assignment #4
- 17 ExCom Meeting
- 20 Expanding Visions 30 Review #2
- 24 Summer Programming Begins
- 27 Expanding Visions 30 Final Review

For full details see the “Schedule of Activities” at the end of this *Photo Notes* issue.

All Club Monday night meetings will be held using Zoom software unless otherwise stated in the “Schedule of Activities.”

Pop-Up Field Trips will be announced to those PWCC members who have signed up to receive the invitations.

Zooming

Zoom is a web-based video-conferencing software tool that allows users to meet online. Zoom is compatible with Macs, Windows, smart-phones, and tablets. Zoom software is free to download to your devices.

The Club is using Zoom software to conduct all its meetings during the coronavirus pandemic. An email will be sent to all PWCC members prior to virtual meetings. This email will contain the link to join the meeting. All you have to do is click on the link.

To download Zoom, go to [<www.zoom.us/download>](http://www.zoom.us/download) and click on the "Download" button. It's that simple!

Non-members who would like to join our Club meetings may request the link by sending an email to [<pwccny@gmail.com>](mailto:pwccny@gmail.com)

Emailing PWCC

Send your competition images to...

[<pwcccompetition@yahoo.com>](mailto:pwcccompetition@yahoo.com)

Send your articles, images, etc. for *Photo Notes* to...

[<pwccny@aol.com>](mailto:pwccny@aol.com)

Send all other email to...

[<pwccny@gmail.com>](mailto:pwccny@gmail.com)

To contact Executive Committee members directly see the PWCC membership list for their personal email addresses.

Pop-Up Trips

The Club instituted Pop-Up field trips this past summer. Just what is a Pop-Up (also called a Drop-In) trip, I hear you cry? It is a field trip that any one of our Club members wishes to go on without a lot of pre-planning and fanfare.

You decide where you want to go and when you want to go there. You send out an email to all the other PWCCers who signed up. That's it!

Whoever shows up will be a surprise. All you've got to do is shoot away and have fun doing it.

As an afterthought, it would be appreciated if all those who attend send a few images from the trip for *Photo Notes*. A short article would be nice but isn't necessary.



Submitting Images

The Club has over a dozen activities this year which ask you to submit images. These include competitions, theme nights, workshops, classes, and more. Here's what you need to know:

Images must be in .jpg (JPEG) format and sized at 72 ppi resolution, 1400 pixels maximum width, and 1050 pixels maximum height. [*Do not exceed these maximums!*]

Competition images must be titled as follows:

LastNameFirstInitial_Month
Year_Title.jpg

for example

JonesM_Jan23_Flower.jpg

Other images should be titled as follows:

Name_Number_Title

You may use your first and/or last name/initial. If you want your images shown in a particular order, number them 01, 02, etc. Use a real title, not the image number that came out of the camera.

for example

MaryJ_07_Flower

Read each entry in the Club's Schedule for special instructions, if any.



Sunshine Fund

A motion was passed at a Club business meeting to establish a Sunshine Fund as part of the Social Committee. The responsibilities of this new entity are to acknowledge birthdays, deaths, births, illnesses, and any other life events that impact our Club members and their families.

Long-time Club member Natalie Manzino has volun-

teered to take on this task for the Club. She has already purchased the necessary stationery to be able to express the sentiments of the Club and its members.

But Natalie needs your help in achieving the Club's goals through this committee. It would be great if each and every member could give her the month and day of their birthday (no years, please).

In addition, if you could let Natalie know of any life events that occur to any of our members, you or someone else, both present and past members, that would be great, too.

917-757-7086

<bklynnnat@hotmail.com>

Club Meeting Times

All Park West Camera Club Monday night meetings will begin at 6:30 p.m. (unless otherwise indicated in the Schedule of Activities at the end of this issue of *Photo Notes*). You may sign into Zoom at 6:15 p.m. for chit-chat with other members, to ask questions, or just to hang out before the meeting.

The link to join the Zoom meetings is sent out to Club members and friends of the Club in our *Weekly Reminder* every Friday.



PWCC Image Deadlines

<u>Event</u>	<u>Submission Deadline</u>	<u>Event Date</u>
PDI Workshop	Nov. 14th	Nov. 16th
Competition #3	Nov. 27th	Dec. 4th
Competition #4	Jan. 1st	Jan. 8th
Theme-Holidays	Jan. 13th	Jan. 15th



Club Participation Nites

This coming year there will be 10 programs that require member participation. Here's a quick rundown on these fun and educational activities...

[*Note—the entry deadlines for most of these activities is two days prior to the event, but not the You Be the Judge competitions—these have a one month lead time!!!*]

- September 11th—*Welcome Back* What did you do over the summer months? Share up to 10 images to tell your story. Entry deadline: September 9th.

- October 9th—*Theme Night (Travel)* Send in 10 images from one of your recent trips within the city, across the country, or around the world. Entry deadline: October 7th.

- October 23rd—*Variations on Your Theme* Submit two versions of the same image. Make whatever changes you feel tell your story best. It's up to you. Entry deadline: October 21st.



- November 13th—*You Be the Judge (Flora)* You may submit one flower or plant image that has never before been seen at any Club activities. Each entry will be scored and commented on by all participating Club members. Winners will be announced tonight. Entry deadline: October 16th.

- January 15th—*Theme Night: Winter Holidays* Merry Christmas, Happy Chanukah, Gobble-Gobble-Gobble, you choose the holiday and enter up to 10 images relating to it. Limit your images to only a single holiday. Entry deadline: January 13th.



- February 12th—*Theme Night (Minimalism)* Share up to 10 of your images where "Less is More" is the saying of the day. Entry deadline: February 10th.

- February 26th—*You Be the Judge (Fauna)* You may submit one animal image (mammal, fish, bug, whatever) that has never before been seen at any Club event. Each entry will be scored and commented on by all Club members. Winners

will be announced tonight. Entry deadline: January 29th.

- March 11th—*Interpretations* The Club will provide the base images. The members will alter them in any way they see fit. Let your imagination and software skills be limitless.



Entry deadline: March 9th.

- April 8th—*Theme Night: Spot Color* Pick a color, any color and let that choice be the only color in the image; The rest of the image should be B&W or very muted colorwise. Submit up to 10 photos—you may use the same spot color in all of your shots, or switch 'em up. Entry deadline: April 6th.

- May 13th—*Theme Night (Black and White)* There's more than one way to skin a cat and to convert an image to black-and-white. Select your favorite method and show us what you can do in monochrome. Limit of 10 images, please. Entry deadline: May 11th.

Images of the Month

November 2023

PDI-of-the-Month

Around & Round by Michael Schleiff

Honors

Morning Mist by Will Aimesbury

Boat with Anchor by Madeleine Barbara

Composition by Albyn Davis

Pond by Elayne Dix

Museum by Elena Pierpont

Port Washington Sunset by Janet Susin

Congratulations to the winners in this season's second monthly competition. And a great big "thank you" to all who entered, competed, and watched.

Thank you to this month's judge, Phoenix, for her consistent scoring and helpful commentary.

So far this year we've had 44 different Club members competing in our monthly competitions—37 in the November contest.

This month's winning images—the PDI-of-the-Month and Honors—are shown on the following two pages.

Cumulative Points

(Through November 2023)

by Hedy Klein

Janet Susin	32	Bill Apple	16
Richard Gold	30	Jill Greiss	16
Rain Bengis	28	Chuck Pine	16
Michael Schleiff	28	Marlene Schonbrun	16
Laura Toledo	28	Julie Wosk	16
Nicole Dosso	26	Will Aimesbury	14
Natalie Manzino	26	Elayne Dix	14
Puneet Sood	26	Julie Foehrenbach	14
Evelyne Appel	24	Paul Grebanier	14
Ann Broder	24	Alec Rill	14
Doris King	24	Justine Carson	12
Charles Levin	24	Sonia Durante	12
Elena Pierpont	24	Dottie Mills	12
Madeleine Barbara	22	Paula Paterniti	12
Jay Bitkower	22	Alice Somma	12
Albyn Davis	22	Peggy Winkelman	12
Christine Doyle	20	Larry Rubin	10
Carlton Johnson	20	Betsy Currier	8
Hedy Klein	20	Florence Forman	8
Jeff Langford	20	Harvey Weinstein	8
Tom Quackenbush	20	Joe Zarba	8
Larry Sapadin	18	Marvin Fink	4

I'm sure you get many emails after a competition.
I just wanted to let you know that Phoenix, as judge for last night's competition, based on her critique of the photos, including my two entries, my photo knowledge was improved.
To quote my late father, she learnt me something.

Thank you
Will Aimesbury



Image of the Month
Around & Round
© Michael Schleiff




A with Honors
Morning Mist
© Will Aimesbury



A with Honors
Boat with Anchor
© Madeleine Barbara


Continued on next page



A with Honors
Composition
© Albyn Davis



A with Honors
Pond
© Elayne Dix



A with Honors
NYC Museum
© Elena Pierpont



A with Honors
Port Washington Sunset
© Janet Susin

Constitution Revision

A major change to the PWCC Constitution was presented at the Club's September business meeting. In brief, it proposes adding two at-large members to the Executive Committee (this is in addition to the five elected officers).

According to Article X of our Constitution, amendments must be proposed at a business meeting, seconded, recorded in the minutes, published in our newsletter, *Photo Notes*, and voted on at the next business meeting—requiring a $\frac{2}{3}$ vote to be passed.

The proposed revision to the PWCC Constitution is here-by presented to the Club membership.

Changes are highlighted in yellow. Additions appear in red. Deletions are shown with a strike-thru.

Article IV - Officers

Sec. 1 The elected officers of the Park West Camera Club shall be: President, Vice-President, Treasurer, Membership/Corresponding Secretary, and Recording Secretary. The term of office shall be one (1) year, or until a successor shall be elected. All officers shall be members in good standing.

Two at-large members of the Executive Committee shall also be elected. An honorific title of President Emeritus shall

be given to outgoing Presidents who have served in the position of President for 20 years or more.

Sec. 3 The Executive Committee

(a) The Executive Committee shall consist of the officers of the Club; **two elected at-large members; and the non-voting President Emeritus.** Members of the Executive Committee shall serve as liaisons to the committees as appointed by the president.

(b) It shall meet five times during the Club year: prior to each of the four business meetings in September, November, March and May, and a planning session in June after the end of the Club year. It shall meet more often if the situation requires extra meetings. Such extra meetings shall be called upon the request of any member of the Executive Committee. ~~It shall meet every month; more often if the situation requires extra meetings. Such extra meetings shall be called upon the request of any member of the Executive Committee.~~

(d) Dates, times, and locations of regularly scheduled Executive Committee meetings shall be published in the Club's newsletter. Agendas for the Executive Committee meetings shall be e-mailed to the mem-

bership at least one week prior to said meetings.

(e) Quorum of the Executive Committee shall be **five (5) of the seven (7) members.**

Please make every possible effort to attend the November business meeting (on Monday night, November 27th, starting at 6:30 p.m. Your participation in the voting process is vital to the life of the Club.

To paraphrase the Uncle Sam poster,...



Uncle Chuck Wants You!



Theme Night—Travel

Members were asked to put together a small portfolio of their travel images from one of their trips. 20 PWCCers did so and presented their images to all of us on October 12th. Here are some of them...



Cappadocia

©2008 Evelyne Appel



The Palouse

© Jeff Langford



USA

©2023 David Miller

Ireland


©2022 Charles Levin



Continued on next page



French Riviera
©2023 Albyn Davis



Canada
©2023 Will Aimesbury



Las Vegas
©2014 Helen Pine

Continued on next page



Italy
©2023 Joe Zarba



New York City
©2026 Christine Doyle



Long Island
©2023 Janet Susin



Venice
©2023 Peggy Winkelman



Paris
©2010 Chuck Pine

Continued on next page



Spain
©2023 Laura Toledo



Harlem
©2023 Paula Paterniti



Scotland
©2023 Ann Broder



Morocco
©2019 Tom Quackenbush

Continued on next page



Galapagos
©2018 Marlene Schonbrun



Iceland
©2022 Alice Somma



Great Britain
©2007 Paul Grebanier



Italy
©2022 Barry Fahrer



Protect Yourself

submitted by Alice Somma

In this age of advanced technology, not only do you have to worry about the images of your artwork being stolen but your art style may be easily copied as well. AI is now being used to create art for magazine covers, newsletters, and much more.

Well-known illustrators such as Sarah Anderson and Kelly McKernan are part of a class action lawsuit against companies like Stability AI and Midjourney. The artists argue that even copyrighted art is unlawfully being used by AI generators to mimic artists' individual styles.

All artists who are selling their work must consider protecting their online images. Thousands of artists are now using Glaze to protect the artwork they are posting, even on social media.

Glaze is a new and free downloadable software created by, and still being perfected by, computer professionals at the University of Chicago. In its early stage of development, Glaze is able to alter an image in a way that tricks AI learning models while keeping changes minimally visible to the human eye. To read about how to use Glaze, go to www.makeuseof.com/how-to-use-glaze-protect-art-from-ai

iPhone Class

A few months back the Club offered an iPhone class to its members. It was taught by professional photographer Andy Mars.

Photo Notes is looking for one or more of our PWCC members who took the class to write a review.

If you're interested, please contact us at [<pwccny@aol.com>](mailto:pwccny@aol.com)



f-11

f-11 was a FREE digital magazine, published in beautiful New Zealand.

Read by tens of thousands all over the world, *f-11* was created for professional and enthusiast photographers, designers, and creative people working with images.

Each issue is available for download as a PDF file. Just click the following link... [<www.f11magazine.com>](http://www.f11magazine.com) (and they're all still free).



Coming Soon

The PWCC annual holiday party is right around the corner—on December 18th, to be precise.

The Social Committee is hard at work making plans for the rest of us. Will it be a full dinner? Will it be hors d'oeuvres and desserts? Or something in between? We'll just have you wait and see what they come up with.



Print Salon

by Larry Rubin

The next meeting of the Print Salon will be on Tuesday, November 14th, at 4:30 p.m. at my home. The address is: 740 West End Avenue (at 96th Street) Apt. PH-B

My phone number is:
(917) 596-8500

Our November meeting will feature a break from our usual approach to working with images. This time, Ann Broder will present a workshop on how she uses layers in her work. This evolves from the discussion we had at our October meeting of how she puts together her prints. This will be an opportunity for all of us to increase our familiarity and ease in using an important device in our photographic toolbox.

Furthermore, Will Aimesbury sent the link to a youtube video by Matt Kloskowski in which he examines the new features available in Camera Raw. You might want to check it out. The link is:

<<https://youtu.be/G3Uff9CMpyY?si=WYrnzfeHEdh-Mt01D>>

If you would like to attend please let me know at the above phone number.



Portfolios Wanted

Photo Notes, your monthly Park West Camera Club newsletter, is looking for portfolios of members' work. Newly shot work—of course! Old images from your archives—why not? Anything else you'd like to share—fine!



Please submit anywhere from a half dozen to ten files on a concise theme.

Images must be processed as if they were to be entered into a competition. [See page 5 for instructions on resolution, sizing, format. etc.] Also include a short write-up (who, what, where, when) with each and every submission—spelling, grammar, and the rest don't count. We edit words, not your images.

Even if you've submitted work in the past, we always want to see new and creative photography.

Animals are Funny

by Evelyne Appel

Animals are funny,... sometimes,...

When our children were little we often went to the Bronx Zoo. The polar bears would entertain us and then take a bow.

After I retired I traveled and met a moose in Yellowstone National Park who did not know how to read.

The Barbary ape in Gibraltar snapped a banana from a tourist and had a feast.

Nazca Boobies in the Galapagos had an argument.

Animals are fascinating!



All images
© Evelyne Appel


Variations

Members were encouraged to submit two versions of the same image. They could make whatever changes they felt to tell their story. Creativity was the keyword.

Here are some of the images that were presented to the Club...



© David Miller



© Evelyne Appel



© Janet Susin



© Betsy Currier

Continued on next page




© Natalie Manzino



© Paul Grebanier



© Laura Toledo




© Elena Pierpont

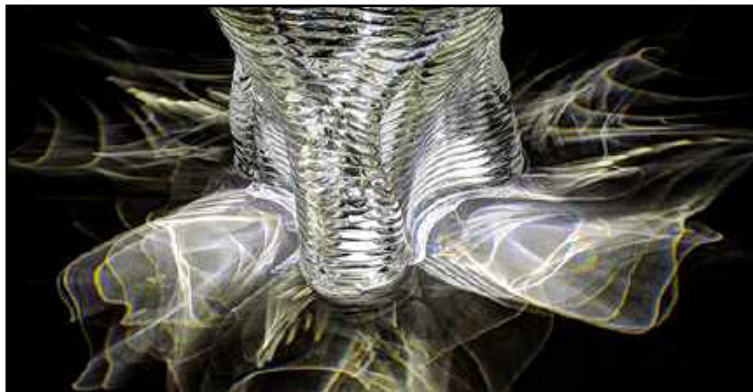


© Chuck Pine

Continued on next page



© Helen Pine



© Bruce Byers



© Rain Beings



© Marvin Fink



© Paula Paterniti

Continued on next page



© Ann Broder



© Marlene Schonbrun



© Charles Levin



© Jill Greiss



© Jeff Langford

Continued on next page



© Michael Schleiff



© Hedy Klein

© Barry Fahrer



Photo Cartoon



Curtain Raisers

by Helen Pine

Curtain raisers are short (*no more than five minutes*) photography programs (*with a minimum of narration*) presented by Club members prior to our guest speakers.

Nov. 20th	Alec Rill
Dec. 11th	Larry Sapadin
Jan. 22nd	Bruce Byers
Feb. 19th	Natalie Manzino
Mar. 18th	George Corbin
Apr. 15th	Marilyn Thypin
May 20th	Paula Paterniti



October Birthdays

by Natalie Manzino

Here's the list of the Club members who celebrate their birthday during this month:

Sonia Durante
Jill Greiss
Susan Hoehn
Vicki James
Charles Levin
Harvey Weinstein

[If you'd like to have your name added to the list get in touch with Natalie via email or at a meeting.]

Committee Liaisons

The Executive Committee (ExCom) has decided to continue for this coming year with the committee liaison model to spread the responsibility among the entire Executive Committee.

Here's how it'll work: Each ExCom member (the five elected officers) will be assigned committees as a liaison. Each committee chair or co-chair will report to the ExCom through this liaison. In this manner, it is felt that communication will flow much more smoothly, in both directions, between the committees. In addition, any concerns raised by the ExCom will be passed along to the committee chairs through the liaisons.

Here are the committee liaison assignments for this Club year:

Archive	inactive
Competition	Helen
Field Trip	inactive
Gallery	inactive
House	inactive
Membership	Helen
Newsletter	Chuck
Program	Christine
Social	Michael
Website	Michael
Workshop	Joe



Photo Notes Deadlines

<u>Issue</u>	<u>Deadline</u>
December	Dec 4th
January	Jan 8th
February	Feb 5th
March	Mar 4th
April	Apr 1st
May	May 6th
Summer	June 3rd

The sooner articles and items are submitted to *Photo Notes*, the quicker the editing and revision process can begin. Once all items are in place the draft copy of *Photo Notes* will be sent to the editors who will then have several days to edit and return their comments.

Upon completion, the *Photo Notes* issue will be sent to all members and to the Website Committee to be uploaded to <www.parkwestcameraclub.org>



PDI Workshop

The October PDI (projected digital image) Workshop was held on the 26th of the month, a Thursday evening. Five Club members shared a couple of their images to receive some comments and to see what could be done with their shots to improve them through some of the available software.

Here are some of the results from the workshop...



Evelyne Appel's image of the frog and lily pads needed some slight tonal adjustments to balance it out. We used the **Select Subject** tool in Photoshop to isolate the frog and used a **Brightness/Contrast Adjustment Layer** to brighten the frog. We then **Inverted** the selection and used another **B/CAL** to darken the rest of the image. We had to repeat the last step on that one very bright leaf.



This is a monthly Club event. All members are invited to join in either with images or to make comments and suggestions. The first ten to submit images will be used for demonstrations and discussions.



Julie Wosk presented her photo of the 2022 Carnaval parade in San Francisco and asked for help erasing the distracting background. She wondered about the cropped arm (though it could be debated whether photojournalistic images with their immediacy need a whole arm!). After the meeting, Helen worked at learning what Photoshop's new AI features could do. She selected the image, extended the canvas, filled in the missing arm and hand, requested a festive background, and Voila: her very different version of this image.



Charles Levin was dissatisfied with the sky in this image of a street scene. In **Camera RAW's Basic Panel** we lowered the image's exposure slightly to cut back the overall brightness. We then moved the **Texture Slider** to the left (negative values) to get rid of the blotchiness in the sky. *[These changes might be difficult to see in this reproduction.]*



Paul Grebanier showed us two versions of a city scene and asked us which we preferred. After some discussion most of us agreed on the top image with the people in it.



Landscape Tip

The Sky is Crucial

Give the sky the attention it deserves. Shoot the skies that are the most interesting, like just before a storm, or during the so-called golden and blue hours. Experiment with the composition of your landscape shots to capture more or less sky to suit the image.





This rainy night scene by Carlton Johnson had too much added noise in an attempt at a film noir type of image. Some of the windows were also a bit too bright. In **Camera RAW** we reduced the brightest windows using the **High-lights Slider** in the **Basic Panel**. Then in **Photoshop** we selected the puddles using the **Lasso Tool** and then applied a slight horizontal **Motion Blur**.

Fake

As instantly-rendered AI imagery becomes better and easier to generate, it is finding its way everywhere, often disingenuously.

Shortly after the deadly category 4 Hurricane Idalia made landfall along the southeastern coast of the United States, a trove of photos depicting gigantic waves smashing houses along the shoreline was posted to a Facebook page called "Outer Banks Photog-



raphy" and to other social media platforms, including Instagram. The images were shared with the caption "Idalia is here." They went

viral receiving more than 23 million views and nearly 190,000 shares.

Unfortunately, these images were completely fake—they were rendered by AI software—no photos were shot, no cameras used.



What does this mean for our PWCC competitions? Let's talk about it at our next business meeting on November 27th

Monthly Scavenger Hunt

Each month, for the next year or so, or until interest in this activity dies down, *Photo Notes* will ask PWCC members to submit an image with a “street photography” theme.

Please submit one (and only one) image which fills the bill. Size your image as you would for a Club competition (1400px maximum width, 1050px maximum height, 72ppi resolution, and in the s-RGB color space).

No winners. No points. Just lots of fun!

Send your image to us at <pwccny@aol.com> no later than November 30th.

This month’s theme is...



Pedestrian Crossing:

The crosswalk is a microcosm of city life. Capture the rush of people as they cross back and forth, showcasing the pace of urban living.

Club's Night Out

It was a cold and drizzling night—just what you would expect for the night before Halloween and the PWCC outdoor meeting meeting to photograph some street decorations celebrating the occasion.

Four Club members braved the weather and showed up for the shoot. They were Christine Doyle, Chuck and Helen Pine, and brand new member Ayman Ibrahim.

Here are some of the images from that night...



©2023 Ayman Ibrahim



©2023 Helen Pine



©2023 Christine Doyle

©2023 Chuck Pine





PSA Membership

The Club is a member of PSA, the Photographic Society of America. Are you?

Benefits of Membership

- PSA-Recognized Exhibitions
- Study Groups
- Photography Recognition
- Society Recognition
- Monthly Journal
- Online Education Course
- Personal Gallery Page
- Individual Competitions
- Member Discounts
- Webinars



Enjoy photographic opportunities, seminars, workshops, and meeting members from around the world.

Speakers, workshop leaders, schedules, and registration information will be available in the near future at the website <www.psa-photo.org>



Instagram

by Julie Foehrenbach

PWCC is on Instagram!

The Club launched a page on Instagram in December of 2021. Instagram is a social media platform that focuses on pictures more than words. It just seemed a natural for a camera club. Other local clubs, including Sierra Club NYC and the Bronx Photographic Society, have had a presence on Instagram for several years.



Our goal is to attract new followers and, potentially, members to join Park West.

Our approach is to post only those images entered in PWCC Competitions that earn a score of A or higher, and whose owners have allowed their work to be posted.

As of late October 2023, we have 394 posts and 41 avid followers—and growing.


To visit the PWCC page, download the Instagram app on your mobile phone or go to [instagram.com](https://www.instagram.com) on your computer. You don't have to post anything to be able to see the work of others. Search for @Parkwestcameraclub. And once you're on Instagram, be sure to follow our page.



Landscape Tip

Find a Focal Point

Anchor your shot with a focal point. This provides a quick draw for the eye. It adds extra interest to your photo and eliminates confusion when a viewer is faced with too much to take in at once.



On the Website

by Michael Schleiff

The Club has set up forums for all members to use. The topics—which you join or create—could cover any area of photography and imaging including, but not limited to, how-tos, gear, Photo-shop, Lightroom, plug-ins, and more.

To get access to a forum, you must be signed in to the Club website with an active email address. After logging in, go to *PWCC Members Discussion Forums* on the dropdown menu and click to enter. As you scroll down you'll see a basic explanation of how these forums work, along with a how-to video. At the bottom of the page, there will be a heading for *Park West Camera Club*, with a button, *View Topic*.

Once selected you will see the topics that have been set up along with a button to *Create New Topic*. You can view the topics and all the posts. You may even post a comment of your own.

All signed-up members will receive an email notice when new posts have been added. (You can easily *opt out* from any of the forums.)

Any questions, regarding the forums, contact me at my personal email address mrschleiff@gmail.com

Thank you and enjoy the PWCC forums.

Member Portfolio

Cherry Blossoms

by Jeff Langford

Like everyone else, I've taken hundreds of flower photos over the years, to the point where, in total frustration with what I was getting, I finally asked myself how I could make such photos somehow less "ordinary." This series is my first attempt at doing just that. Many of these images, taken last spring, are macro shots of backlit cherry blossoms, others are (I hope) also, in some way or other, unique.

All images
© Jeff Langford





About (Y)our Website

by Michael Schleiff

Park West Camera Club's website offers an array of topics for your review. The site should be your go-to place to get information regarding the Club. Following is just a partial list of sections that can be found on the website:

- Home Page—This is our face to the Internet world. On it is a listing of all the latest news and an upcoming schedule of events. We highlight the latest competition winners in a continual loop for everyone to see. In addition, there's a direct link to the latest edition of *Photo Notes*. New issues are uploaded immediately upon their release each month. Finally, under the masthead, there is a menu area that lists 12 different areas of various Club info, some of which are:
- Newsletters—10 years of past *Photo Notes* are available online and may be downloaded.
- Organization—features the latest PDF files containing membership information

including the PWCC Constitution and Bylaws. In addition, there is a "Resource Link" submenu. Listed here are web links to various imaging-related websites. Included are sites offering Photoshop and Lightroom help. We are always looking to add links, so if you have any photography-related websites that you would like to add, please contact us.

- Competition Manual & Labels—this is where the Monthly Judging Guidelines and Competition Manual are to be found. The Competition Manual includes detailed specifications on presenting PDI images for entry into competitions.
- Member Galleries—are available to show your work on the web. They can be accessed in the Member Galleries Menu or directly from any web browser by searching Park West Camera Club and your name. Instructions for setting up a gallery may be found at the first dropdown in the Club Members Galleries menu "Instructions to Create a Members Gallery." If you have any

questions, please follow up with the website committee.

- How-to Videos, Notes, and Speakers—all speaker talks have been recorded and uploaded to the website. In addition, we have how-to videos covering various techniques for editing your photographs.

Your Website Committee is continually uploading new and exciting information to the website. The goal is to make www.parkwestcameraclub.org a primary source for Club and imaging information. We are always looking to expand the website. If you have any ideas, please contact Michael Schleiff or Christine Doyle.

Landscape Tip

Capture Movement

Depending on the landscape, you run the risk of shooting scenes that appear stagnant or lifeless. For example, try shooting water with long shutter speeds to create a cotton candy effect, or use faster shutter speeds to freeze the motion of birds soaring through the sky.

Picture This

by Bill Apple

Lies Photos Tell

Since photography's invention nearly 200 years ago, pictures have pulled the wool over our eyes, scammed us on what's *real*. With 21st-century AI, creating deceptive photos becomes way easier, and more sophisticated.

Enter content authentication.

A year ago, Nikon and Leica signed on to the Content Authenticity Initiative, an industry effort to bring truth to pictures in the face of increasing digital trickery like "deep fakes."

Not long ago, the Initiative cites, manipulated images showed Russian paratroopers supposedly landing in Ukraine, to push a pro-Russian narrative. No paratroopers, however — all fake. See www.contentauthenticity.org

First fruits: Leica's new M-11P, a 60-MP rangefinder: \$9,195, with "content credentials technology" built into chips. And newer Nikon D2s among several Nikons with "image authentication," but software-based. See <https://tinyurl.com/mue9s82z> for specifics.

Whazzat? A tamper-proof system for image files that tracks all changes a photo undergoes after capture:

cropping, AI, and whatever else programs like Photoshop can throw in. And there is free software to inspect a photo's previous incarnations.

Software, though, has a way of getting hacked eventually. So I reserve judgment.

For authenticity to work, all photographers and editors must commit—no exceptions, no matter how tempting it might be to run an unauthenticated shot if nothing else is available and the deadline is bearing down.

What about photo captions? They too can lie about a picture's context, and that's a problem.

The caption may claim one thing, but the photo, before editing, may have pictured something else entirely. You must be willing to check if the caption actually jibes with the picture's alterations. (See "Stick-Up or Workout?" on next page)

Content authentication aside, my own confidence in the persuasive power of pictures was shaken last month after the terror attacks on Israel.

Nightmarish photos emerged, and there's far worse that they're not showing. So far, the Israeli government has aggressively controlled the images it has released, not unlike certain photos here of 9/11 or of ISIS beheadings.

Recently, however, select journalists were invited to Israel's New York consulate to see images from terrorists' smartphones and the GoPro cameras some wore to record their bloodshed. Reportedly, even hard-boiled journalists broke into sobbing when they saw the butchery unspool in real time.

But even if you could see — the depravity—not everyone would choose to see. People avert their eyes, authenticity or not.

After concentration camps were liberated, our military was ordered to bring local townspeople to the camps to witness what had been going on around them, to see the Nazis' emaciated victims, gas chambers, ovens and the smokestacks.

The idea, controversial in 1945, was to rub the noses of those who professed ignorance, to show them the killing machines expertly constructed and operating in their backyard. It's not clear what, if anything, that accomplished.

Then or now, if people look away, you cannot force-feed them facts or images—which means they'll never know all they might know. And that


Continued on next page



Stick-Up or Workout? Screengrab (top): surveillance-camera frame of armed robbery in progress, Cleveland, 2018. Altered image (bottom): perhaps a man out on a pre-dawn run. By the way, it could be just the opposite: a man out jogging could be made to look as if he'd been accosted by men with automatic weapons. Image source:

defeats the very benefit that *content authenticity* promises photography. If you don't see it, it doesn't exist.

If you choose not to look at a picture, it's irrelevant whether it's trustworthy.



M3

Apple just announced the next generation of computer chips—the M3! Along with the M3 Pro, and M3 Max, these chips feature groundbreaking technologies that deliver dramatically increased performance and unleash new capabilities.

By the time you read this, they should be available for purchase at the Apple Store, at [<www.apple.com>](http://www.apple.com) and at your favorite Apple computer retailer (like B&H).

Not ready to spend the big bucks for the latest Apples? B&H has deep price cuts on MacBooks with the M1 chip!



Sony Announces a9 III: World's First Mirrorless Camera with Global Shutter

A first for mirrorless cameras, the a9 III sports a 24.6MP full-frame global shutter stacked BSI CMOS sensor. Compared to conventional rolling shutters, the global shutter provides significantly faster performance that is void of motion distortions, supports blazing fast continuous shooting speeds up to 120 fps, and offers shutter speeds up to 1/80,000 sec. with flash sync at all shutter speeds. This revolutionary design stands to benefit sports, wildlife, news, and event imagemakers, as well as commercial and editorial shooters, looking for a creative advantage when working with high-speed subjects or in difficult lighting conditions.

Product Highlights:

- 24.6MP Full-Frame Global Shutter CMOS Sensor
- Up to 120 fps Raw Continuous Shooting with AF/AE
- Pre-Capture Function; Speed Boost Button
- Flash Sync at Any Shutter Speed; Up to 1/80,000 Sec.
- Up to 4K 120p 10-bit Video; S-Log3 & S-Cinetone
- 759-Point Phase-Detect AF with Real-time Tracking
- 8-Stop 5-Axis In-Body Image Stabilization
- 9.44m-dot 0.9x OLED EVF with up to 240 Hz Refresh Rate
- 3.2" 2.1m-dot 4-Axis Multi-Angle Touchscreen LCD
- Dual CFexpress Type A/SD Card Slots

Price: **\$5,998.00**

Promptography

The Ballarat International Foto Biennale handed a "promptographer" \$2,000 for her AI-generated picture of two sisters hugging an octopus. But this has not gone down well with real photographers.

The creator (?) of the bizarre image, Annika Nordensklold, admits that: "None of the places, people, or creatures in my prompts exist in the physical realm." They "were conjured from the sum of human experience."

"AI should not be included in a photography prize or exhibition. At the core, it's graphics produced by AI utilizing photography that is already created by others," adds photographer Kaz Djordjevic.

What's next?



Two Sisters with Octopus
© Annika Nordensklold

Wildlife Sneak Peek

The Wildlife Photographer of the Year 2023 competition will soon announce its winners and runners-up. Here, though, are some “Highly Commended” images just released as a sneak peak at what’s yet to come...



Category: Bird Behavior
Firebirds
© Elza Friedländer, Germany



Category: Natural Artistry
The Vanishing Seal
© Bruno D’Amicis, Italy

Category: Under Water
Coral Connections
© Alex Mustard, UK



Category: Urban Wildlife
Possum’s Midnight Snack
© Caitlin Henderson, Australia



Category: Animal Portraits
Snow Bison
© Max Waugh, USA



Category: Invertebrate Behavior
Mason Bee
© Solvin Zankl, Germany



Wildlife Photo Tips

Wildlife photography is an amazing way to experience the spectacle of life on Planet Earth, but it can be challenging to make photos that truly capture the wonder and beauty of animal subjects. As with any type of photography, to make photos that stand out, you need to get creative with composition, light, and the magic of the moment. Here are four techniques that can help you take your wildlife photos to the next level.



Pay close attention to the background

A bad one can ruin your photos. Avoid busy, distracting, and bright backgrounds whenever possible.

Wait for interactions

You can make powerful photos when you capture the moment when two or more animals interact. A mother and her baby, an exciting predator/prey chase, two males fighting for territory, or whatever.

Zoom in tight to focus on the details

Wide angle vistas and whole-animal shots are great. But don't forget to get in close (either with your feet or a long lens) to get some interesting detail shots.

Get an eye-to-eye perspective

Shooting down at an animal is not a great idea. The best angle to shoot most critters is at eye level (just like shooting people). Shooting up at a creature is not always possible, but it can be creative.



All images
©2013 Chuck Pine


Where to Go

Go West Young...

The West Coast has some great, and well known, photography opportunities. But LA, San Fran, and Yosemite (among many others) are not the only places you should visit and aim your camera. Here are a few spots that are worth spending some time...



North Cascades National Park
Washington



Bishop
California



Oregon Dunes National
Recreation Area
Oregon



San Juan Islands
Washington



Pismo Beach
California

Unlikely Outdoor Gear

Camera? Check. Extra battery? Got it. Spare memory cards? Yep! We all know what to pack when we're going out to shoot in the great outdoors.

But here are some items you might not think about when you're getting ready to leave the house.



Shower Cap

This simple item can be a game-changer when it comes to protecting your camera and lens from rain, mist, and other environmental hazards.



Folding Stool

Setting up your stool allows you to sit and relax while you wait for the right lighting conditions or the perfect moment to capture your shot.



Duct Tape

If a tripod leg becomes loose or a part breaks while you're out, duct tape can provide a temporary fix to keep it in working order until proper repairs can be made. In wet conditions, it can seal the seams of your camera bag or protect vulnerable parts of your camera and lens from moisture.



Poncho

A lightweight poncho can help to protect both you and your gear from unexpected rain showers. It can be draped over your camera and tripod to providing instant protection without the need for expensive setups.



A Nickel

Sometimes there's a need to tighten or loosen something like a tripod plate. A small coin comes is handy for this, takes up very little room, and can't stab you when searching for it in the dark recesses of your camera bag.

AI Images In Google

Alphabet has unveiled a new component to its famous Google search page. This is its AI-generated image tool.

The catch however, at least for now, is that the feature is only available in English to people in the United States who've activated Google's Labs in their Chrome browsers or in their Google app on their phones.

The generative image component of this is part of Google's existing Search Generative Experience (SGE) function, and it lets you directly create AI images right from your Google search bar.

What's next?

PS—I tried it but couldn't get it to work!

TIME's Top Inventions

Both Sony and Canon had cameras selected by *TIME Magazine* for listing among its 200 best inventions of 2023. For Sony these were the A7R V full-frame mirrorless camera and the FX3 cinematic camera. For Canon it was their MS-500 ultra-high-sensitivity interchangeable lens camera with SPAD (look it up).

The Sony A7R V has a 61MP CMOS Sensor and an AI-Based Real-Time Tracking AF System with advanced subject recognition and 8-stop image stabilization. The body alone goes for \$3,898 (\$2,600 less than their top-of-the-line A1).

The Sony FX3 features all the imaging attributes you'd expect in a professional movie camera but has a new light-weight, handheld form with a streamlined profile and a design offering the ability to attach various accessories directly to the camera body. It's also listed at \$3,898 (in comparison, the Sony Venice 2 cinematic camcorder is priced at well over \$70,000—this is not a misprint).

The Canon MS-500 allows you to view remote objects at distances up to several miles using photon counting to detect light with less noise than CMOS sensors. It's not really for us hobbyists—it costs \$21,000 for just the body.



Political Humor

If God wanted us to vote, he would have given us capable candidates.~Jay Leno

When I was a boy I was told that anybody could become President; I'm beginning to believe it.~Clarence Darrow

Instead of giving a politician the keys to the city, it might be better to change the locks.~Doug Larson

Politicians are people who, when they see light at the end of the tunnel, go out and buy more tunnel.~John Quinton

We hang the petty thieves and appoint the great ones to public office~Aesop

Politics is supposed to be the second-oldest profession. I have come to realize that it bears a very close resemblance to the first~Ronald Reagan

Shooting Kids

Some of the most rewarding images come from photographing children. But they are not always cooperative. Here are a few tips that could turn a potentially frustrating shoot into a great shot.

challenge, just instruct the child to put their hands in their pockets. It's one of those poses that makes them look like tiny adults, which we think is pretty adorable.



Take some time to be friendly.
Before you even pick up your camera, get down on the child's level and get to know them a bit. Tell them your name, offer a fist bump, or ask them about their favorite activities. A comfortable child will be more willing to work with you when you start shooting.

Find the nearest wall.
Leaning against a wall can improve a child's posture and make them feel more comfortable, too.

By the way—these techniques can be used when shooting adults, too!



Don't forget the pockets.
Whenever knowing where to place the hands becomes a

Photo Cartoon



Photo Shorts

Wider Wide



Canon has launched its widest RF-mount lens yet. It is their RF 10-20mm *f*-4 L IS STM. It's an ultra-wide zoom for its mirrorless RF cameras. This super-wide zoom has a small, light body, optical stabilization, a constant *f*-4 maximum aperture and refined optics for excellent sharpness. Estimated street price \$2,299.

Hybrid Camera



In the vehicle world, a hybrid is a car that runs on different fuels—gas and electricity, for example. In cameras, a hybrid shoots and records digitally and creates a print (think of Polaroid). If you want a premium-brand camera that shoots digital and also prints analog, then the Leica Sofort 2 Hybrid Instant Digital might be for you. It comes in a choice of three colors—red, white, and black—has a great Leica Summar 2.4mm *f*-2 lens (that's

a 28mm-equivalent focal length in full-frame), and costs \$379.99 (it's really cheap for a Leica!). But don't get your hopes up—it's got a very low resolution of only 4.9MP.

New Super Zoom



The new Tamron 150-500mm *f*/5-6.7 Di III VC VXD was first released in 2021 for Sony, then for the Fujifilm X mount in 2022. Now, they're expanding even more with a Nikon Z mount version of this super-telephoto zoom lens. The lens keeps the same compact form factor of the previous versions, weighing 3.79 pounds and measuring only 8.4 inches when zoomed out. It also comes at the same budget-friendly \$1,199.00 price. The existing versions of this lens perform way above the price and the Nikon version is expected to do the same.

New Super Telephoto



Nikon has been busy churning out new cameras and lenses this year. The company is keeping the ball rolling with

the NIKKOR Z 600mm *f*/6.3 VR S lens. They claim that they built the super-telephoto prime lens for wildlife, aviation, and motorsport photographers. At \$4,796.95, it falls firmly in the pro-level category, and it looks like it offers features to match. Most notable is the relatively small size of just three pounds, plus plenty of on-lens controls and built-in stabilization.

Two New Leica W/As



Leica announced two new wide angle lenses, one a 14-24mm zoom (the Super-Vario-Elmarit-SL 14-24 *f*/2.8 ASPH going for \$2,495) and a 21mm prime lens (the Super-APO-Summicron-SL 21 *f*/2 ASPH at a price of \$5,495). Great optics,... but you might have to mortgage your co-op or house!



Where to Go

Snap Some Snacks

Whether you crave salty or sweet, a Northeast snack factory road trip is sure to please every palate. Each of the destinations on this list offers a delicious blend of entertainment and education—and you won't leave hungry.



Herr's
Nottingham, PA



Taza Chocolate
Somerville, MA



Ben & Jerry's
Waterbury, VT



PEZ
Orange, CT



Utz
Hanover, PA

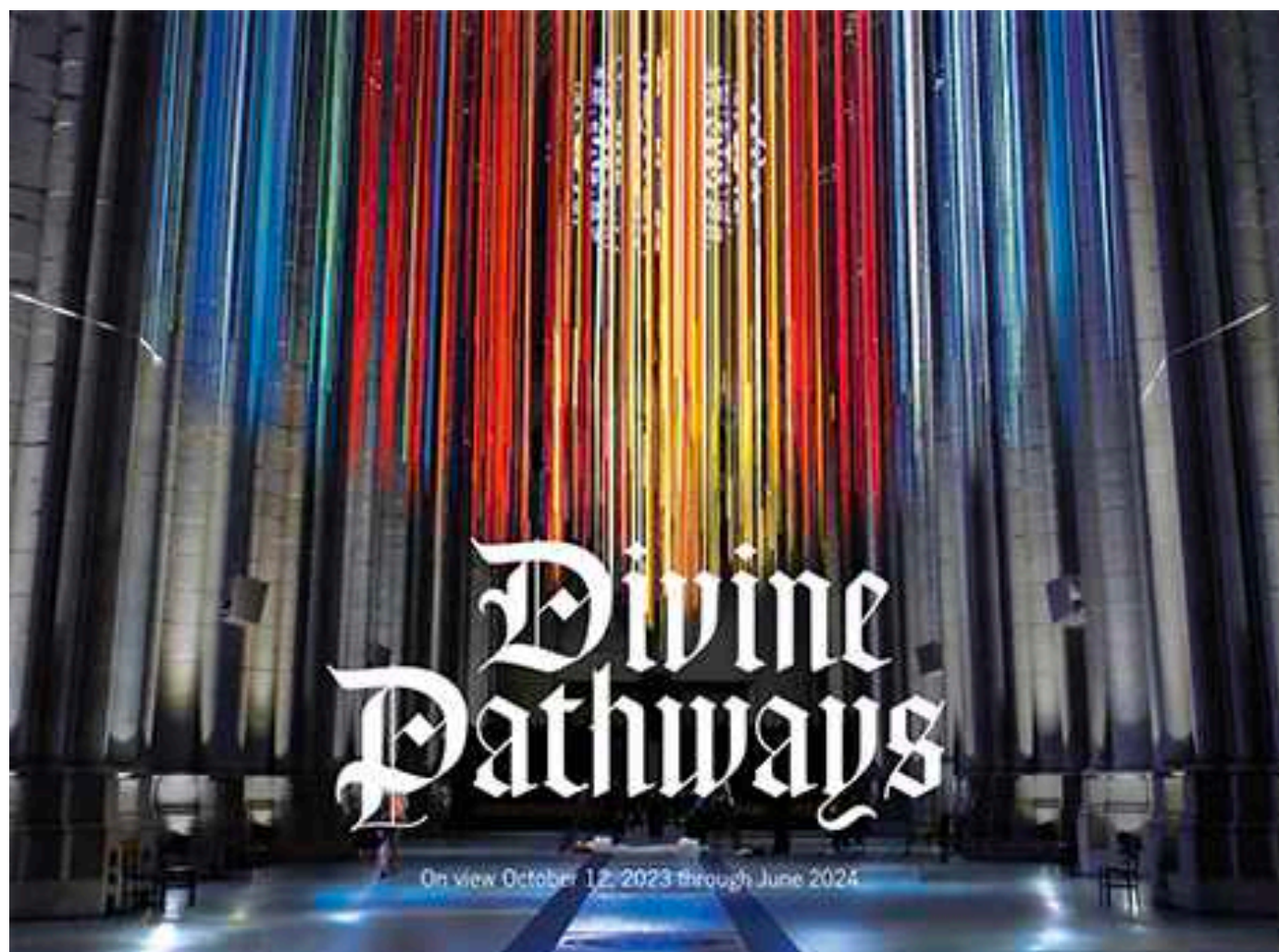


Hershey's Chocolate
Factory, Amusement
Park, and Zoo
Hershey, PA



Sturgis Pretzel Bakery
Lititz, PA





Calling All Photographers!

Join us for special photography access to this architectural marvel and "Divine" new art installation!

Saturday, October 21 5:00-7:00pm

Saturday, December 16 8:00-10:00am

Saturday, February 17 5:00-7:00pm

Saturday, April 20 8:00-10:00am

Saturday, June 15 5:00-7:00pm

For more information, visit us at
stjohndivine.org/pathways

For special group rates, email us at
groups@stjohndivine.org

In-Camera B&W

Most cameras these days allow the user to set the camera to a black-and-white function in the camera in order to capture images. **Don't!**

Why not do it? Because the camera is simply running automated steps without evaluating the tonal values in the scene. It is simply going to desaturate the file of color information.

Some cameras allow you to "filter" certain colors, blah, blah, blah... but it's still an automated process. You have no control over it.

Besides, if you create the original in color, then you also have a color file with which to work.

For your best original file, you should always set your camera to shoot a raw file, at the maximum resolution, and in color. Remember, it's easier to go downhill than it is uphill!

Check out these images... (top of page) There are shades of green in the left photograph. There are also red tones. What happened during conversion? The entire image went flat in contrast and tone. It's not much to look at, is it? It is certainly not as pretty and compelling as the color version.





Elements 2024 Upgrade

Adobe Photoshop Elements 2024 is now available as an upgrade from your current version. It includes quite a few AI improvements such as selections, one-click edits, and many more. The cost is \$79.99 and can be done online in just a couple of minutes.

Check it out!

If you're into video, there's also a new 2024 version of Adobe Premiere Elements. Also priced at \$79.99

Or you can buy the bundle of both programs for \$119.99.



Where to Go

Sandhill Cranes

Sandhill Cranes are large birds that live in open habitats, so they're fairly easy to spot if you go to the right places. They are tall, gray-bodied, crimson-capped birds. Their bugling calls are unique and can be heard from miles away. They group together in great numbers. Mates display to each other with dances that display a gangly grace.

Here are some of the best spots in the country to view these beautiful birds...

Bosque del Apache National
Wildlife Refuge
San Antonio, NM
Winter

Jasper-Pulaski Fish and
Wildlife Area
Medaryville, IN
Fall migration

Kearney Regional Airport
Kearney, NE
Spring migration

Quivira National Wildlife
Refuge
Stafford, KS
Fall migration



Camera/Lens Cleaning

Dust is one of the greatest enemies of a camera and lens. And there's so much of it around us that our gear can be easy victims if we don't clean it regularly. Ensure the following when cleaning your camera and lenses:

- Use a blower and brush to blow the bigger particles of dust off the gear's surface.
- To get rid of the finer, more resistant particles, use a lens cloth and wipe gently.
- Use a cleaning solution to clean the contact points on the camera and lens.
- Use a rocket blower to get rid of the dust inside the camera. Be sure to have the sensor pointed toward the floor while using the it. Also, keep a gap between the blower tip and the sensor, and be sure not to touch the sensor.
- If the dust particles remain on the sensor even after using a blower, set the camera to cleaning mode and use a brush specially made for sensor cleaning.
- To make sure that the sensor is clean, photograph a long exposure of a clean white wall and move the camera around during the shot. Then view the image on your computer screen for a thorough inspection.



Minimalism

Minimalism in photography is characterized by extreme simplicity in composition where less is more. The focus is solely on the subject with a clutter-free framing and a stark lack of elements that could distract from the subject. Minimalist images span across a wide range of genres—from landscapes and still life photos to street photography, and more. Such images evoke a sense of calm and peace, and make for exceptionally strong compositions when done right.

Here are some examples...



X-Rated

Figure studies, aka nudes, is a long-practiced genre in the world of art, especially in the field of photography. From Edward Weston, to Imogen Cunningham, and on to Ruth Bernhard, Robert Farber and Robert Mapplethorpe, the female (and male) body has been a subject for the lens.

Now there are several AI nude generators which allow photographers to experiment with different nude poses, backgrounds, lighting set-ups, or even fantastical elements. Using one of these software programs can help you create lifelike fake nude images without the need for a human model. This new technology offers a blend of innovation, convenience, and artistic potential.

However, as with any groundbreaking tool, it also brings forth a myriad of ethical and legal considerations. When generating AI nude images, it's paramount to act with care and responsibility.

Here's a list of some of these online apps with which you can play around. And they are all free.

Soulgen
 Promptchan AI
 Runway ML
 Unstable Diffusion
 PicSo AI
 Sexy AI Art Generator

All these programs are "NSFW" (not safe for work)—you have been warned!



Why Use a Tripod

There are lots of reasons/ excuses why you shouldn't use a tripod. I'm sure you can rattle off at least a dozen if I gave you a minute to do so.

But here are some reasons why you should use a tripod when shooting...

- to use longer lenses more comfortably
- to easily adjust height

- to create slower shutter speed images easily
- to make multiple exposures
- to create smooth panoramas
- to take your time to compose properly
- to have more stability in windy weather
- to set up low angle landscapes
- to capture low light images without motion blur



More Photo Shorts

Super Wide to Normal



The Tamron 17-50mm f/4 Di III VXD Lens suits your photo needs with a unique focal length range that includes

an ultra-wide 17mm position that's perfect for broad fields of view as well as for interiors, architectural subjects, and more. The range extends to 50mm, offering a normal field of view, that suits portraits and tighter shots of everyday subjects. Also, it has close-up capabilities, with a 7.5" minimum focusing distance at the wide end and 11.8" on the long end, for working with near subjects. The maximum aperture is a constant $f/4$. So far, it's only in Sony E mount, but more to come. \$699.

Manual Polaroid



Polaroid's first instant camera with manual controls, the I-2 is engineered for creative experimentation by shooters of all experience levels. Featuring a 98mm $f/8$ lens for producing beautiful bokeh effects, six

shooting modes including full manual and multiple exposure, a viewfinder with integrated display of the camera settings, a flash sync port for syncing external strobes, and it uses i-Type, 600, and SX-70 Polaroid films. The I-2 is a serious tool for creating one-of-a-kind images. Priced at \$599.99, this could be a whole new world of photo fun!

Top Photo Backpack



There's an ocean of photo backpacks out there but Peak Design's Everyday Backpack has managed to create waves. Here are a few features which put it at the peak of the wave: customizable interior dividers, quick access points, weather-proof design, expandable storage, and much more. Choose from four colors and two sizes starting at \$279.95.



Action Camera

It may not have all the bells and whistles of the GoPro Hero 12, but the Pergear Wide Angle Action Camera is one hell of a deal. This 50MP action camera from discount photo brand Pergear also offers 5K video and wide-angle shooting inside a waterproof case (good for depths down to 100 feet). It also features advanced video stabilization thanks to its anti-shake system. Overall, the Wide Angle Action Camera is one impressive deal when you keep in mind that Pergear is selling it for just \$80.



iPhone Add-Ons



ReeFlex has just announced their G-Series lenses for the latest 48-megapixel iPhones. There are six lenses in all (telephoto, short- and long-range macro, wide-angle, fish-eye, and anamorphic) plus filters, cases, and more. They will turn your iPhone into a super-camera. Shipping is supposed to start in January. More information can be found on the Kickstarter website.

Where to Go

Cooler Small Towns

Are you looking to travel next summer? Paris, Las Vegas, Tokyo? Why not choose a small town and avoid all the hustle and bustle of a tourist destination? There are cool small towns all across the US. They offer unique culinary experiences, friendly local businesses, a sense of community, captivating stories, and great photo ops. Here are some of the ones to head for with your camera...



Grand Marais
Minnesota



St. Augustine
Florida



Bisbee
Arizona



Taos
New Mexico



Bar Harbor
Maine



Woodstock
Vermont



Brownsville
Texas

Panorama of the Month



Farm
©2022 Chuck Pine

URBEX

Have you heard of urban exploration photography? Maybe you know it by its short name, URBEX. Here the photographer becomes an explorer. The idea is to find forsaken places and take amazing photos of them. The excitement comes both from the hunt and from the unique photos you can get. Former Park West member Ruth Formanek coined the phrase wrecko-tourism —a play on words of ecotourism.


Urbex consists in taking photos of forgotten places as long as there are human-made constructions on them. The idea is to shoot the decay, the way nature takes back the land, how the urban development changes etc. You can take URBEX photos of old factories, abandoned structures from the steel industry, out-of-use hospitals, and even regular houses no longer inhabited.

If you're interested in urban exploration photog-

raphy, you are advised to stay within the law. In other words, *don't trespass!* If you take photographs on private property, you'll need the owner's permission to enter and then a release to use the photographs commercially (not for us camera clubbers, though).

The golden rule for all urban photography is *take nothing but pictures, break nothing but silence, leave nothing but footprints."*

Both photos
©2018 Chuck Pine





Neo Goes AI

Skylum, the software company behind Luminar Neo, has now released its first-ever generative AI tools for the program. The new technology has been introduced as a set of tools in the Luminar Neo platform and includes GenErase, GenSwap, and GenExpand.

With these AI tools, whose names let you easily guess what each does, Luminar Neo joins Adobe Photoshop and a few other photo editors to use generative AI technology.

GenErase is available right now for subscribers to the application, and the other two tools will be integrated with the software automatically in November and December. These tools will be available for subscribers to Luminar Neo's monthly, annual or 2-year plans. Luminar Neo is offering special prices for new users starting at \$14.95 per month with full access to these generative tools.

Visit <www.skylum.com> for more information.



KEH Camera Brokers is set to host their 4th buying event at Ross Imaging Center located at 2460 Dixwell Ave, Hamden CT 06514.

Dates: December 7th, 8th, and 9th

Times:

Thursday 10:00 am – 6:00 pm

Friday 10:00 am – 6:00 pm

Saturday 10:00 am – 5:00 pm

This is an incredible chance for you to get top dollar on the spot for you used photo gear. The event accepts a wide array of equipment, including film and digital cameras, lighting gear, and binoculars.

It's about 2½ hours from Penn Station, 3 hours from Grand Central. Both are expensive. Better to drive!

Using Your Camera

by Chuck Pine

Sports Photography Tips

Whether you're shooting your grandchild's Little League game, the Mets at Citi Field, a minor league contest in Coney Island, or any other sport for that matter, it's not your everyday photo op. To help you get started, here are a few tips...

1. Use a long lens

The action is always far away. use a zoom telephoto lens to get you closer to the action. 300mm at the long end should be sufficient, but as they say, bigger is better!

2. Use a high fps rate

Continuous shooting, burst mode, and other terms are used by camera manufacturers to describe frames per second (aka fps). The faster, the more likely you are to capture the peak of the action.

3a. Use a fast shutter speed

Most of the time you'll want to freeze the action. This requires a fast shutter speed. I'd guess at least 1/1000 of a second. This might require you to shoot wide-open (at a large aperture) or to use a high ISO.

3b. Use a slower shutter speed

On the other hand, you might want to get creative and use a

slow shutter speed to blur and enhance the motion.

4. Use continuous focus mode

Sports action is usually not in the same place for each shot. The players move. Having to refocus for every shot doesn't work. Neither is auto focus that locks on at one distance and stays there. Continuous autofocus is the way to go!

5 Location, location, location

Although this is not a technical tip, it may be the most useful for getting the best images. Moving around at the "big ballpark in the Bronx (Yankee Stadium) is not always easy. Minor league or sandlot venues, for example give you greater opportunities to change your shooting position.



Photo Shopping

by Chuck Pine

Pano-Stitching Software

Creating panoramic photos can be a great way to increase detail, capture a wider angle, or employ a unique composition. However, much of the work behind good panoramas happens in post-processing when you stitch the images together. What software is the best for creating panorama photos? Here are some options...



Photoshop

Naturally, a do-it-all image editor like Photoshop has panorama stitching capabilities that are relatively easy to use and fairly advanced. Just go to File > Automate > Photomerge, and you can create a panorama from multiple images. [\$10/month, includes Lightroom and more]



Lightroom

For basic panorama stitching Lightroom has fewer options compared to Photoshop. There is, however, one major benefit of pano stitching in Lightroom: It keeps your files as DNGs, so you don't need to work with huge TIFFs or compressed JPEGs. It's much faster than Photoshop. [\$10/month, includes Photoshop and more]



PTGui

This relatively unheard of program is a relatively expensive, dedicated panorama stitching tool. It tops the other options—

it's incredibly fast and feature-rich. [\$199]



HDR Merge

This is a plugin for Luminar Neo that includes panorama-stitching software. (It also works inside Lightroom.) It's slower and the finished files are larger than the other programs. It can be purchased singly [\$99] or in a package with five other plugins. [\$144]



Hugin

The feature set is advanced—second only to PTGui—but the learning curve and outdated interface are problems. It might not work with the latest operating systems. [Free]



PhotoShooting

by Chuck Pine

Post Processing Tips

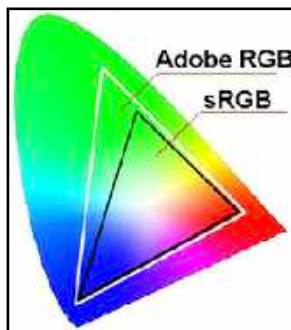
Most of us know the usual post-processing steps such as color correction, brightness adjustment, contrast and saturation enhancement, sharpening, etc. But there are a few important steps many of us often overlook. Here are some of them...



Monitor calibration is the most important step if you want the colors and shades in your photo to be reproduced correctly in prints and to be sure that your photos look their best when posted online or projected.

For best results, a monitor calibration device like Datacolor Spyder or X-Rite Color-Munki is recommended and is definitely worth the price you pay for it. You can also calibrate your monitor by using the built-in Windows and Mac tools, although they are not as accurate as one of the above-mentioned tools.

This step doesn't have to be done every time you sit down at your computer. Once every three months or so should do the trick; unless you have an old CRT-type monitor, then every month or so is a must.



Color space controls the range of colors or shades that one can have in an image. The diagram contains all the visible colors. The two triangles are the two main color spaces used in photography—Adobe RGB (Red-Green-Blue), and sRGB (standard RGB).

sRGB is the most widely used color space. Almost everything on a computer is built around it—the internet, applications, mobile devices, etc. use the sRGB color space.

If you want more accurate colors for prints and are able to work with a more difficult workflow, choose Adobe RGB.

The **histogram** helps you see the exposure in an image. It is a graph that represents how light is distributed through the image. Check the histogram to avoid clipping highlights and shadows, especially when



making adjustments that change the image including brightness, contrast, curves, and all the rest.



All photos need **sharpening** in post-processing. It gets rid of fuzzy edges and makes the image pop.

Sharpening should be the last step in post-processing. How much sharpening you need depends on the intended output—print or digital. Sharpening should be done when viewing the image at least at 100%.

"Unsharp Mask" is the most popular method of sharpening an image, but there are many others you can try to see what works best for you.

Just beware of creating halos due to over sharpening.



B&H Event Space

The B&H Photo Event Space offers free virtual workshops. Here are a few of the upcoming offerings:



Mon Nov 13th
Camera Basics
Speaker: Tony Gale



Wed Nov 15th
LED Tube Lights
Speaker: Hector Martinez



Tue Nov 21st
Optical Spots
Speaker: Ian Spanier

For more workshops and info go to [<bhphotovideo.com>](http://bhphotovideo.com) and click on "Event Space."



Mon Nov 27th
Composition
Speaker: Tony Gale



Thu Dec 7th
Joy, Passion & Purpose
Speaker: Chris Orwig

One Ring Circus

The Big Apple Circus is in their 46th year of an eye-popping, jaw-dropping spectacles. This year BAC welcomes Europe's beloved circus theater Roncalli for a once-in-a lifetime collaboration and an all new show—*Journey to the Rainbow*.



The Big Apple Circus runs from November 11th, 2023 through January 1st, 2024—77 performances in all.

Ticket prices start at only \$14.95 (but most performances are more expensive) and can be purchased online at www.eventim.com/artist/big-apple-circus/?affiliate=1AC&pnum=4. Tickets may also be bought at the ticket booth on the day of the event—but beware of sell-outs.

All performances take place under the big top in Damrosch Park in Lincoln Center.

Sierra Meetings 2023-2024

The New York City Sierra Club Photo Committee has meetings scheduled for the upcoming 2023-2024 year. All of the meetings will be held using the Zoom Software, at least until they can find a new meeting place.

Most meetings are with guest speakers—nationally known nature / wildlife / landscape professionals—except for two members' nights.

Here's the schedule for the rest of the year...

Weds	11/29/23	hybrid
Weds	12/27/23	zoom
Weds	1/31/24	zoom
Weds	2/21/24	hybrid
Weds	3/27/24	zoom
Weds	4/24/24	hybrid
Weds	5/29/24	zoom
Weds	6/26/24	hybrid

Wings of Wonder

This is a photographic journey through Mexico's monarch butterfly migration. Not only will you get to witness one of nature's wonders as millions of butterflies roost in these forests, but you'll also get to photograph a bit of Mexico's magical towns and visit one of Mexico's lesser known photo ops, the Cosmovital.

This trip is a private small group (max 6) opportunity led by EMS Photo Adventures. The dates are December 15th-20th, 2023. The cost is \$4,590 / single occupancy \$240. A \$590 deposit holds your spot (non-refundable but transferable to another EMS program or product within 364 days from the date of cancellation). www.emsphotoadventures.com



Palm Beach Photo graphic Centre

Two new in-person workshops are being offered by the Palm Beach Photographic Centre in of all places, Florida.

Take Control of the Dark—Night Photography

with Lewis Kemper

December 1st, Friday @ 9:30 a.m. to December 3rd, Sunday @ 5 p.m. \$895 (\$50 discount for PBPC members)

Most people put their cameras down after sunset, but night is an exciting time to take photographs, whether you are in the city or out in the wilderness. Lewis guides you through all the tips and techniques you need to make successful night images. From cityscapes to stars, he covers the tools needed, along with tips for calculating exposure, sharing techniques such as zooming to create motion, double exposures, time lapse, star trails, and how to process images to enhance the night.

Architectural Photography in the Digital Realm

with Jeffrey Totaro

February 20th, Tuesday @ 9:30 a.m. to February 24th, Saturday @ 5:30 p.m. \$1,025 (\$80 discount for PBPC members)

Explore the art and craft of architecture and interiors photography in the digital realm with photographer Jeffrey Totaro. You will dive deep into methods of creativity and problem solving that digital capture allows. Is lighting still necessary? What's a good digital workflow? What Photoshop techniques are useful to architectural photographers? In addition to these techniques, you will cover composition, working on location, time of day, and equipment choices.



Coastal Beach Bash

The Coastal Camera Club, located on the DelMarVa Peninsula, announces their Virtual Photo Beach Bash to be held on Saturday February 24th and Sunday February 25th, with exciting speakers Chuck Kimmerle and Bob Coates.

For detailed information about the event check their website at: <www.coastal-cameraclub.com/activities/photobeach-bash>

It promises to be an event worth zooming into for all photographers



The poster features a dark background with a large, stylized yellow and orange circular graphic on the right side. In the top left, there is a circular logo with a bird and the text 'WILDSOJOURNS NATURE AWARDS'. Below the logo, the text 'WILDSOJOURNS NATURE AWARDS' is written in white, followed by '2023'. To the right, the text 'Cash prizes 18000 USD' is displayed in large white letters. Below this, a dark brown circle contains the text 'World Class Jury' in white. At the bottom left, the text 'Enter now!! Upload till the Deadline!!' is written in white, followed by 'One of the biggest competitions in Asia' in large yellow letters. The website 'www.wildsojournsnatureawards.com' is at the bottom in yellow. A cluster of colorful autumn leaves (red, orange, yellow, green) is positioned on the right side of the bottom half.

**WILDSOJOURNS
NATURE
AWARDS**

2023

**Cash
prizes
18000
USD**

**World
Class
Jury**

**Enter now!!
Upload
till the Deadline!!**

**One of the biggest
competitions in Asia**

www.wildsojournsnatureawards.com

Workshops at Night

National Parks at Night has just announced their list of workshops for 2024. There are some 26 of them in all. If you're interested in any of these nocturnal experiences, visit their website ASAP—they sell out quickly (some are already waitlisted). <www.nationalparksatnight.com>

Feb 16-21	Arches Panorama Intensive
Mar 12-20	Lofoten Islands
Mar 17-25	Puerto Rico
Apr 2-9	Hot Springs & the Solar Eclipse
Apr 15-23	Ireland: County Mayo
Apr 28-May 4	Lighthouses of Martha's Vineyard
May 11-20	Faroe Islands
Jun 6-12	Hawai'i Volcanoes
Jun 8-13	Black Canyon of the Gunnison
Jun 15-16	Bannerman Island
Jun 23-28	Rust & Ruinism
Jul 7-18	Denmark
Jul 7-10	Crater Lake
Aug 8-14	Great Basin*
Aug 31-Sep 7	Iceland: Westfjords Camping
Sep 2-7	Yellowstone North
Sep 7-14	Iceland: Westfjords*
Oct 18-23	Intro to Night Photography: Saguaro
Oct 18-23	Gateway Arch & Northern Route 66
Oct 25-27	Catskill Night Photography Retreat
Nov 11-16	Post-Processing Intensive: Miami
Nov 10-15	Savannah in Black & White
Dec 2-7	Death Valley Alternate Tracks
Feb 10-17, 2025	Easter Island
Aug 30-Sep 4, 2025	Monhegan Island
Nov 10-24, 2025	Morocco

** announced last year; waitlist only*

Kicks Off
11/11

FREE VIRTUAL EVENT

THE RISING TIDE PHOTOGRAPHY SUMMIT

Landscape photography pros
reveal how to Increase your
Creativity,
Elevate your Artistry
and Boost your Success
with Landscape Photography

RSVP Now!

Starting Saturday 11/11/2023

You can watch each presentation for free on the day of its release.

When you sign up, you will be emailed a link for each day's presentation, which you can watch free for that day. If you'd like to watch the recorded presentations later and receive additional content, then you can purchase a package that gives you full access).

The presenters for the summit: Jess Santos, David Johnston, Ryan Oswald, Tony Sweet, Jakub Bors, Enrico Fossati, Bryan Peterson, Eric Bennett, Andrew Sambuceto, and Cole Thompson.

Sign up [here](https://www.parkwestcameraclub.org).

Women Street Photographers

VIRTUAL EXHIBITION CALL



KIRAN KARNANI
LEICA WOMEN FOTO PROJECT

Deadline
NOVEMBER 13



GULNARA LYABIB-SAMOILOVA
WOMEN STREET PHOTOGRAPHERS

Entry form and info | www.womenstreetphotographers.com

Yellowstone Wins

This image of the double rainbow over Hellroaring Basin in Yellowstone National Park was shot by Daniel J. Cox. It's 1 very appropriate picture to

celebrate the recent win by the Greater Yellowstone Coalition. That win was the purchase of all mining rights that effectively stops the crazy idea of digging a gold mine on the northern edge of Yellowstone.



Schedule of Activities

Park West Camera Club meets just about every Monday night (with some exceptions for a few holidays and a shortened summer schedule).

Due to the coronavirus pandemic, Club activities will be virtual using the Zoom software—until further notice. Members will be emailed all the information necessary to log in and participate. Guests may request log-in details by emailing Park West Camera Club at <pwccny@gmail.com>

Check the Club's Website <www.parkwestcameraclub.org> for late-breaking details on meetings and other PWCC activities.

Meetings begin at 6:30 p.m. unless otherwise noted below. You may log-on using the Zoom software at 6:15 p.m.

Listed below are all PWCC activities. Some Photo Ops (offering opportunities to take photos) and Photo Events (of interest to photographers) are also listed.



*Monday, November 13
You Be the Judge 7
Flora

The score sheets have been collected and tallied. The winners have been declared. Are you among them? Join us at this Zoom meeting to find out the answers to all these probing questions. The theme for this edition of You Be the Judge is "flora"—this includes any and all things related to plants and vegetation, not only flowers.



* Tuesday, November 15
Deadline
PDI Workshop

The deadline for submitting images for this Thursday's PDI workshop is tonight at 11 p.m. Members may submit one or two images for a critique and

suggestions for improvement. Some images will be worked on with a variety of photo-editing software. Only images from the first 10 members to send them in will be reviewed at this workshop. Other PWCC members may tune in to view and comment on the images and demonstrations. Send your images to this website only <pwccny@gmail.com>



* Thursday, November 16
PDI Workshop

See previous entry for details. This will be a Zoom meeting. The link to this workshop will be sent to the membership in the Club's weekly reminder.

* Monday, November 20
Guest Speaker
Jay Cohen

Tonight's guest photographer is Jay Cohen. Jay is an award-winning photographer living in Fairfield County, CT. He is passionate about capturing the beauty in the world around us. Jay is a contributing shooter for *Stamford City Lifestyle* and he previously photographed for the *Scarsdale Enquirer*. His work has been featured in *Fine*



© Jay Cohen

Eye Magazine, B&W Minimalism Magazine, Shot! Magazine, and on Fotoblur.com. Jay is a frequent guest lecturer and competition judge. To find out more go to his website at www.jcimagesphotography.com Tonight's curtain raiser is fairly new PWCC member Alec Rill.

Wednesday, November 22
Photo Op—
Balloons Galore

Do you remember the opening scene of the movie *Miracle on 34th Street* (the original one) where Natalie Wood enjoys the pre-parade thrills of the Macy's extravaganza? Would you like to experience the same joy and wonderment, as well as the photo possibilities? Just head up to the American Museum of Natural History via the B or C train, or take the

#1 train to 79th Street and walk to the Museum. On both 77th and 81st Streets, from Central Park West to Columbus Avenue, all of the balloons in Macy's annual Thanksgiving Day parade will be in the process of inflation. Starting in the mid-afternoon, and going on all night, you'll find plenty to photograph. Be sure to bring a zoom lens and a flash to get the best shots. There are plenty of places to grab a bite to eat and warm up. Please observe all of the COVID rules and restrictions for your own safety and that of others, especially the kids.



Thursday, November 23
Photo Op—
Thanksgiving Day Parade

Before you settle down for a Thanksgiving feast, come to shoot the 96th annual Macy's Thanksgiving Day Parade as it marches from the Museum of Natural History down Central Park West and then 6th Avenue to Herald Square. The parade will feature performances by



the Rockettes, Broadway stars, and high school marching bands, as well as dozens of colorful floats and gigantic helium balloons. Santa Claus brings up the rear of the parade, kicking off the 2023 holiday (shopping) season. The parade kicks off at 9 a.m. and lasts for several hours. For more information check out www.macys.com/parade If you'd like to meet up with other PWCCers to shoot the parade, why not make it a Pop-Up field trip and set a place and time?

* Monday, November 27
Business Meeting #2

Tonight is the second business meeting of the Club year. There's always plenty of excitement in the air. We will follow up on items left over from the September business meeting and bring up new items to discuss. A revision of the Club's Constitution to increase the ExCom by adding two at-large members is on the



agenda, as is a discussion to change the meeting start time from 6:30 p.m. to 7 p.m. The Social Committee will talk about plans for the upcoming holiday activities. We'll also discuss what lies ahead for the Club.

DON'T MISS THE DEADLINE!

* Monday, November 27

Competition Entry Deadline

PDI entries are due by 11:59 p.m. tonight for next week's monthly competition. See page 5 of this issue of *Photo Notes* on how to prepare your images. More information is available in PWCC's *Competition Manual*. Send your two entries to <pwcccompetition@yahoo.com> If you want confirmation that your images were received, send a separate email to <hfklein@mindspring.com> with the word "Confirm" in the subject line.

Wednesday, November 29

Photo Op—

Rockefeller Center

Christmas Tree Lighting

This year's *Rockefeller Center Christmas Tree* is another huge



Norway Spruce. The lighting ceremony will be from 7 p.m. to 9 p.m. (You might want to arrive earlier to get a good spot from which to shoot.) The tree will be lit daily from 5 a.m. to midnight every day through the first week of January. On Christmas Day the tree is lit for 24 hours and on New Year's Eve it is lit until 9 p.m. Please follow all COVID precautions for your own protection.



Wednesday, November 29

Photo Event

Sierra Photo

The New York City Sierra Club's Photo Committee is holding its monthly meeting tonight. The guest presenter will be Don Reipe. Don retired

in 2023 from the National Park Service where he worked as a naturalist ranger and manager of the Jamaica Bay Wildlife Refuge in NYC. Currently, he is employed as Jamaica Bay Guardian for the American Littoral Society. Don has written many articles on natural history subjects and his photographs have been published in many journals including *Scientific American*, *National Wildlife*, *Audubon*, *Defenders*, *Parade* and *The New York Times*. This meeting will take place via Zoom and in-person at the Soho Photo Gallery (15 White Street, in TriBeCa.) There is an \$8 fee to join this meeting. You must sign up and pay in advance using <www.eventbrite.com> To learn more about the Sierra Photo visit their website at <www.sierraphotonyc.com>

Lens Care

A Ziploc bag combined with a used silica packet make a do-it-yourself storage system for your lenses. Quart, gallon, and two-gallon sizes are available. You can store your lenses inside using this setup if you have to leave them unused for some time.





© Jay Cohen



© Chris Murray

* Monday, December 4
Monthly Competition

Tonight is the third contest of the new year. Who will win the top honors? What will the judge say about your images? Will you agree? The only way to find out the answers to these probing questions is to enter and join the Zoom meeting. Full rules are available from the Competition and the Membership Committees, and on the PWCC website. PDI entries must be submitted by midnight one week prior to today: November 27th. Just a reminder, you may enter up to two PDIs. Tonight's judge is Jay Cohen. Yes, the same Jay Cohen who presented his work to us two weeks ago. See the Monday, November 27th entry, "Competition Entry Deadline," above for how to submit your images.



Thursday, December 7
Photo Op—
Menorah Lighting

The Jewish Festival of Lights, Chanukah, is an eight-day celebration that begins tonight. Witness the lighting of the world's largest menorahs at sundown. Both Grand Army Plaza in Brooklyn and Grand Army Plaza in Manhattan compete for that title with their 32-foot-high, 4,000-pound steel structures. In both of these sites, lightings take place at different times throughout the week, so google for the exact times and directions.

* Monday, December 11
Guest Speaker
Chris Murray

Tonight's guest photographer, Chris Murray, is a professional photographic artist, instructor, and writer living around the Thousand Islands region of Upstate NY. Chris photographs primarily in the landscapes of his home, the woods, lakes, mountains, and streams of New York State. His work has appeared in many magazines including *On Landscape*, *Popular Photography*, *Adirondack Life*, *Life in the Finger Lakes*, and *New York State Conservationist*, among others. Chris leads workshops independently and through the Adirondack Photography Institute. Several PWCC members have taken his classes and recommended Chris to the Club. To find out more about Chris, you can go

to <www.chrismurrayphotography.com> Tonight's curtain raiser is long-time PWCC member, Larry Sapadin.



* Monday, December 18
Holiday Party

Since we haven't yet figured out how to send you a cup of egg nog or a potato latke using Zoom,... this Club get-together will be live and in-person. It will be held at the home of our Club President, Chuck Pine, and our first lady and Corresponding Secretary, Helen Pine. The address is 680 West End Avenue, on the northeast corner of West 93rd Street. Take the rear elevator to the 5th floor, hang up your coat/snow suit/whatever, and join us for the fun and festivities. The menu, the cost, and everything else you need to know will be in next month's issue of *Photo Notes*. Members and their guests are welcome to start gathering at 6:30 p.m. Volunteers are needed to help before, during, and after the party—sign-up will be via email. Hope to see

you there—you don't want to miss out on this event!



* Monday, December 25
No Meeting
Christmas Break

Wishing you some great photo-related gifts under the tree (or in front of the Menorah a few weeks back). If you will be traveling for the holiday season, be safe and come back with tons of great images.



Wednesday, December 27
Photo Event
Sierra Photo

The New York City Sierra Club Photography Committee is holding its monthly meeting tonight. The guest presenter will be Jennifer Leigh Warner. Jennifer is an award winning

wildlife, landscape and conservation photographer living in Central Texas. She specializes in creating images that convey a message of hope for the natural world. Her photos and writings have been published in *Outdoor California Magazine*, *Gizmodo*, the *NANPA Expressions Magazine*, *Outdoor Photographer Magazine*, *WIRED*, *The New Yorker*, *National Geographic Online*, and *Wild Planet Photo Magazine*, among others. This will be a Zoom meeting only. The meeting is open to the general public and begins at 6:30 p.m. You must sign up and pay in advance at <www.eventbrite.com>



Sunday, December 31
Photo Ops
New Year's Eve

Get out in the fresh air and do some shooting to welcome in the new year. There's the "ball drop" at Times Square. You can also go to Central Park to shoot the Midnight Run. Fireworks? Find them in Central Park, at the Statue of Liberty, and also in Brooklyn's Prospect Park.

Table of Contents

Club News

- 2 Who's Who at PWCC
- 3 President's Message
- 4 2023-2024 PWCC Schedule
- 5 Zooming
- 5 Pop-Up Trips
- 5 Submitting Images
- 5 Emailing PWCC
- 6 Sunshine Fund
- 6 Wanted!
- 6 Club Meeting Times
- 6 Image Deadlines
- 7 Club Participation Nites
- 8 Competition Results
- 9 Winning Images
- 11 Constitution Revision
- 12 Theme Night—Travel
- 17 Protect Yourself
- 17 iPhone Class
- 17 f-11
- 17 Coming Soon
- 18 Print Salon
- 18 Portfolios Wanted
- 19 Animals are Funny
- 20 Variations
- 24 Photo Cartoon
- 25 Curtain Raisers
- 25 September Birthdays
- 25 Committee Liaisons
- 25 *Photo Notes* Deadlines
- 26 PDI Workshop
- 27 Landscape Tip
- 28 Fake
- 29 Monthly Scavenger Hunt
- 29 Club's Night out
- 30 PSA Membership
- 30 PSA Photo Festival
- 31 Instagram
- 31 Landscape Tip
- 31 On the Website
- 32 Member Portfolio
- 33 About (Y)our Website
- 33 Landscape Tip



Photography News

- 34 Picture This
- 35 M3
- 36 a9 III
- 36 Promptography
- 37 Wildlife Sneak Peek
- 38 Wildlife Photo Tips
- 39 Where to Go
- 40 Unlikely Outdoor Gear
- 40 AI Images in Google
- 41 *TIME's* Top Inventions
- 41 Political Humor
- 42 Shooting Kids
- 42 Photo Cartoon
- 43 Photo Shorts
- 44 Where to Go
- 45 Divine Pathways
- 46 In-Camera B&W
- 46 Elements 2024 Upgrade
- 47 Where to Go
- 48 Camera/Lens Cleaning
- 49 Minimalism
- 50 X-Rated
- 50 Why Use a Tripod
- 51 More Photo Shorts
- 52 Where to Go
- 53 Panorama of the Month
- 53 URBEX
- 54 Neo Goes AI
- 54 Sell Your Gear
- 55 Using Your Camera
- 56 Photo Shopping
- 57 PhotoShopping

Exhibits, Workshops, Etc.

- 58 B&H Event Space
- 59 One Ring Circus
- 59 Sierra Meetings 2023-2024
- 59 Wings of Wonder
- 60 Palm Beach Photo Workshops
- 60 Coastal Beach Bash
- 61 Nature Awards
- 62 Workshops at Night
- 63 Rising Tide Summit
- 64 Women Street Photographers
- 64 Yellowstone Wins

Schedule of Activities

- 65 Schedule
- 67 Lens Care
- 70 Table of Contents