

PHOTO NOTES

Park West
Camera Club

March 2024



This Issue

Volume 86 • Issue 7

Club News.....	2 - 38
Photography News.....	39 - 52
Exhibits, Workshops, Etc.....	53 - 54
Schedule of Activities.....	55 - 61
Complete Index.....	62

Over 90 members' images inside!

The Park West Camera Club is an independent not-for-profit corporation. Guests are always welcome.

The PWCC newsletter, *Photo Notes*, is published every month by and for the members of the Park West Camera Club. Subscriptions are included with Club membership. Yearly subscriptions are available to non-members by email free of charge.

Submissions of full-length articles or smaller items of photographic or general interest are always accepted. The staff of *Photo Notes* reserves the right to edit any submissions which are published.

Photo Notes is optimized for viewing digitally.

Contact Information

Website

www.parkwestcameraclub.org

Email Addresses

pwccny@gmail.com


pwccny@aol.com

Club Mailing Address

PWCC

680 West End Avenue, #5D

NY, NY 10025



Cover Photo
On the Rocks
©2023 Chuck Pine

Club Officers

President	Chuck Pine
V. President	Michael Schleiff
Corres. Sec.	Helen Bohmart Pine
Rec. Sec.	Christine Doyle
Treasurer	Joe Nawy

Committee Chairs

Archive	Inactive
Competition	Hedy Klein
Field Trip	Inactive
Gallery	Inactive
House	Inactive
Membership	Marlene Schonbrun Elena Pierpont
Photo Notes	Chuck Pine
Program	Marilyn Fish-Glynn Alice Somma
Social	Natalie Manzino
Website	Michael Schleiff Christine Doyle
Workshop	Ed Lee



President's Message

Club Business

Park West Camera Club is one of the few camera clubs that is a true democracy!

Why do I say this? Of the many clubs Helen and I have been involved with over the years, all of them had a small number of members who made the decisions for the group, usually in closed-door meetings and without input from the rest of the club. The only time the membership got involved was in electing the leaders. [*This, technically, is called a representative or an indirect democracy.*]

Park West is a true or direct democracy because all of the decisions are voted upon by the entire membership.

Why do I bring this up? At our next business meeting, to be held on March 25th, we will be discussing and deciding several items that will affect all of us at Park West.

Your attendance and participation is vital to the future of our Club.

Some of the items on the agenda include...

- the selection of the annual Nominating Committee to propose a slate for next year's ExCom [see page 16 of this issue of Photo Notes for details].



- the Otto Litzel Year-End Dinner will be an item on the agenda—do we want one? where will it be? etc.?
- the Club's Monday night meeting time will be on the agenda; do we want to keep it at 7 p.m. (except for the competitions) or move it back to 6:30 p.m.? or some other time?
- the choice of a topic for the Club's workshop night on April 29th.

- the Club's annual Year-End Competition will be on the agenda—the rules will be discussed, timeline will be explained, and the three judges will be announced.
- the 30th year of PWCC's Expanding Visions class will be described.

You might remember that old adage, "an army marches on its stomach" (it's attributed to both Napoleon and Frederick the Great). Well, Park West Camera Club travels with the participation of its members.

Hope to see you at the March business meeting.

Thanks,

Chuck

Photo Notes

Publisher: Park West Camera Club

Editor: Chuck Pine

Committee: Madeleine Barbara, Elsa Blum, Ann Broder, Renée Harper, Gladys Hopkowitz, Hedy Klein, Paul Perkus, Helen Pine, Puneet Sood and Julie Wosk

Contributors: Evelyne Appel, Julie Foehrenbach, Hedy Klein, Natalie Manzino, Chuck Pine, Helen Pine, Larry Rubin, Michael Schleiff, Joan Slatkin, Jerry Vogel and Julie Wosk

Photo Notes is produced on a MacBook Pro using Apple Pages and Adobe Photoshop.

All uncredited images are royalty-free clip art or otherwise believed to be in the public domain.

Credited images remain the sole property of their copyright holders—all rights reserved.

PWCC 2023-2024 Schedule

September

- 3 Chuck Pine Labor Day Picnic
- 4 No Meeting (Labor Day)
- 11 Welcome Back—Summer Photos
- 18 Business Meeting #1
- 25 No Meeting (Yom Kippur)

October

- 2 Competition #1
- 9 Theme Night—Travel
- 16 Guest Speaker
- 23 Variations on a Theme
- 30 Halloween Shoot

November

- 6 Competition #2
- 13 You be the Judge—Flora
- 20 Guest Speaker
- 27 Business Meeting #2

December

- 4 Competition #3
- 11 Guest Speaker
- 18 Holiday Party
- 25 No Meeting (Christmas)

January

- 1 No Meeting (New Years Day)
- 8 Competition #4
- 15 Theme Night—Winter Holidays
- 22 Guest Speaker
- 29 Workshop—Bookmaking

February

- 5 Competition #5
- 12 Theme Night—Minimalism
- 19 Guest Speaker
- 26 You be the Judge—Fauna



March

- 4 Competition #6
- 11 Interpretations
- 18 Guest Speaker
- 25 Business Meeting #3

April

- 1 Competition #7
- 8 Theme Night—Spot Color
- 15 Guest Speaker
- 22 No Meeting (Passover)
- 29 Workshop

May

- 6 Competition #8
- 9 Expanding Visions 30 Introduction
- 13 Theme Night—Black and White
- 16 Expanding Visions 30 Assignment #1
- 20 Guest Speaker
- 23 Expanding Visions 30 Assignment #2
- 27 Business Meeting #4
- 30 Expanding Visions 30 Review #1

June

- 3 Year End Competition
- 6 Expanding Visions 30 Assignment #3
- 10 Otto Litzel Memorial Dinner
- 13 Expanding Visions 30 Assignment #4
- 17 ExCom Meeting
- 20 Expanding Visions 30 Review #2
- 24 Summer Programming Begins
- 27 Expanding Visions 30 Final Review

For full details see the “Schedule of Activities” at the end of this *Photo Notes* issue.

All Club Monday night meetings will be held using Zoom software unless otherwise stated in the “Schedule of Activities.”

Pop-Up Field Trips will be announced to those PWCC members who have signed up to receive the invitations.

Zooming

Zoom is a web-based video-conferencing software tool that allows users to meet online. Zoom is compatible with Macs, Windows, smart-phones, and tablets. Zoom software is free to download to your devices.

The Club is using Zoom software to conduct all its meetings. An email will be sent to all PWCC members prior to virtual meetings. This email will contain the link to join the meeting. All you have to do is click on the link.

To download Zoom, go to www.zoom.us/download and click on the "Download" button. It's that simple!

Non-members who would like to join our Club meetings may request the link by sending an email to pwccny@gmail.com

Pop-Up Trips

The Club instituted Pop-Up field trips this past summer. Just what is a Pop-Up (also called a Drop-In) trip, I hear you cry? It is a field trip that any one of our Club members wishes to go on without a lot of pre-planning and fanfare.

You decide where you want to go and when you want to go there. You send out an email to all the other PWCCers who signed up. That's it!

Whoever shows up will be a surprise. All you've got to do is shoot away and have fun doing it.

As an afterthought, it would be appreciated if all those who attend send a few images from the trip for *Photo Notes*. A short article would be nice but isn't necessary.



Emailing PWCC

Send your competition images to...

pwcccompetition@yahoo.com

Send your articles, images, etc. for *Photo Notes* to...

pwccny@aol.com

Send all other email to...

pwccny@gmail.com

To contact Executive Committee members directly see the PWCC membership list for their personal email addresses.

Submitting Images

The Club has over a dozen activities this year which ask you to submit images. These include competitions, theme nights, workshops, classes, and more. Here's what you need to know:

Images must be in .jpg (JPEG) format and sized at 72 ppi resolution, 1400 pixels maximum width, and 1050 pixels maximum height. [*Do not exceed these maximums!*]

Competition images must be titled as follows:

LastNameFirstInitial_Month
Year_Title.jpg

for example

JonesM_Jan23_Flower.jpg

Other images should be titled as follows:

Name_Number_Title

You may use your first and/or last name/initial. If you want your images shown in a particular order, number them 01, 02, etc. Use a real title, not the image number that came out of the camera.

for example

MaryJ_07_Flower

Read each entry in the Club's Schedule for special instructions, if any.



Sunshine Fund

A motion was passed at a Club business meeting to establish a Sunshine Fund as part of the Social Committee. The responsibilities of this new entity are to acknowledge birthdays, deaths, births, illnesses, and any other life events that impact our Club members and their families.

Long-time Club member Natalie Manzino has volun-

teered to take on this task for the Club. She has already purchased the necessary stationery to be able to express the sentiments of the Club and its members.

But Natalie needs your help in achieving the Club's goals through this committee. It would be great if each and every member could give her the month and day of their birthday (no years, please).

In addition, if you could let Natalie know of any life events that occur to any of our members, you or someone else, both present and past members, that would be great, too.

917-757-7086

<bklynnat@hotmail.com>

WANTED!

PWCC members to volunteer for all Club committees.

This Club operates by committee. It is only as strong and as exciting as the members make it.

We have 10 active committees which do everything from setting up chairs to passing the prints, to greeting guests.

It's your Club—join in and do your part!

PARK WEST
CAMERA CLUB



Club Meeting Times

All Park West Camera Club Monday night meetings will begin at 7 p.m. except for the monthly competitions which will begin at 6:30 p.m.

You may sign into Zoom 15 minutes earlier for chit-chat, to ask questions, or to hang out before the meeting.

The link to join the Zoom meetings is sent out to all Club members in our *Weekly Reminder* every Friday.

PWCC Image Deadlines

<u>Event</u>	<u>Submission Deadline</u>	<u>Event Date</u>
Competition #7	Mar. 25th	Apr. 1st
Theme-Spot Color	Apr. 7th	Apr. 8th
Competition #8	Apr. 29th	May 6th
Theme-B & W	May 12th	May 13th
Year-End Comp.	May 20th	June 3rd

Club Participation Nites

This coming year there will be 10 programs that require member participation. Here's a quick rundown on these fun and educational activities...

[Note—the entry deadlines for most of these activities is two days prior to the event, but not the You Be the Judge competitions—these have a one month lead time!!!]

- September 11th—*Welcome Back* What'd you do over the summer months? Share up to 10 images to tell your story. Entry deadline: September 9th.

- October 9th—*Theme Night (Travel)* Send in 10 images from one of your recent trips within the city, across the country, or around the world. Entry deadline: October 7th.

- October 23rd—*Variations on Your Theme* Submit two versions of the same image. Make whatever changes you feel tell your story best. It's up to you. Entry deadline: October 21st.



- November 13th—*You Be the Judge (Flora)* You may submit one flower or plant image that has never before been seen at any Club activities. Each entry will be scored and commented on by all participating Club members. Winners will be announced tonight. Entry deadline: October 16th.

- January 15th—*Theme Night: Winter Holidays* Merry Christmas, Happy Chanukah, Gobble-Gobble-Gobble; you choose the holiday and enter up to 10 images relating to it. Limit your images to only a single holiday. Entry deadline: January 13th.



- February 12th—*Theme Night (Minimalism)* Share up to 10 of your images where "Less is More" is the saying of the day. Entry deadline: February 10th.

- February 26th—*You Be the Judge (Fauna)* You may submit one animal image (mammal, fish, bug, whatever) that has never before been seen at any Club event. Each entry will be scored and commented on by all Club members. Winners

will be announced tonight. Entry deadline: January 29th.

- March 11th—*Interpretations* The Club will provide the base images. The members will alter them in any way they see fit. Let your imagination and software skills be limitless. Entry deadline: March 9th.



- April 8th—*Theme Night: Spot Color* Pick a color, any color and let that choice be the only color in the image; The rest of the image should be B&W or very muted colorwise. Submit up to 10 photos—you may use the same spot color in all of your shots, or switch 'em up. Entry deadline: April 6th.

- May 13th—*Theme Night (Black and White)* There's more than one way to skin a cat and to convert an image to black-and-white. Select your favorite method and show us what you can do in monochrome. Limit of 10 images, please. Entry deadline: May 11th.

Images of the Month

March 2024

PDI-of-the-Month

Tango Embrace by Charles Levin

Honors

- Frigate Squadron* by Evelyne Appel
- Michelle* by Evelyne Appel
- At the Bus Stop* by Karen Corrigan
- Reflection* by Karen Corrigan
- Sunscape* by Sonia Durante
- Fisherman* by Florence Forman
- Woof* by Florence Forman
- The Wonder of the New* by Richard Gold
- Maine Fog* by Jill Greiss
- Eastside NYC* by Jeff Langford
- Bonding* by Charles Levin
- Bon Giorno* by Paula Paterniti
- Take My Picture* by Elena Pierpont
- Uh Oh* by Elena Pierpont
- Red Sun* by Tom Quackenbush
- Tanzanian Woman* by Larry Rubin
- Sunset* by Michael Schleiff
- Joyful* by Alice Somma
- Lavender Fields Moonrise* by Laura Toledo
- Yo-Yo Engaged* by Julie Wosk

“Thank you” to this month’s judge, James Cummins, for his consistent scoring and terse comments.

So far this year we’ve had 53 different Club members competing in our monthly competitions—42 in the March contest.

Cumulative Points

(Through March 2024)

by Hedy Klein

Laura Toledo	86	Paula Paterniti	54
Ann Broder	84	Bill Apple	50
Natalie Manzino	82	Julie Foehrenbach	50
Michael Schleiff	82	Carlton Johnson	50
Sonia Durante	80	Hedy Klein	50
Evelyne Appel	76	Larry Rubin	50
Jay Bitkower	76	Karen Corrigan	48
Janet Susin	76	Paul Grebanier	48
Madeleine Barbara	74	Elayne Dix	46
Nicole Dosso	74	Kris Moran	46
Doris King	74	Alice Somma	46
Alec Rill	74	Dottie Mills	42
Christine Doyle	72	Dudley Slater	42
Elena Pierpont	72	Tom Quackenbush	38
Albyn Davis	70	Raylee Dunkel	36
Jill Greiss	70	Will Aimesbury	34
Chuck Pine	68	Betsy Currier	34
Larry Sapadin	68	David Miller	24
Puneet Sood	68	Dov Bieber	14
Charles Levin	66	Bruce Byers	14
Rain Bengis	64	Barry Fahrer	14
Peggy Winkelman	64	Justine Carson	12
Jeff Langford	60	Marvin Fink	12
Julie Wosk	60	Virginia Lawrence	8
Florence Forman	58	Harvey Weinstein	8
Richard Gold	58	JoeZarba	8
Marlene Schonbrun	58		

This month’s winning images—the PDI-of-the-Month and Honors—are shown on the following eight pages.

Congratulations to the winners in this season's sixth monthly competition. And a great big "thank you" to all who entered, competed, and watched.



Image of the Month
Tango Embrace
© Charles Levin

Continued on next page



A with Honors
Frigate Squadron
© Evelyne Appel



A with Honors
Michelle
© Evelyne Appel



A with Honors
At the Bus Stop
© Karen Corrigan

Continued on next page



A with Honors
Reflections
© Karen Corrigan



A with Honors
Sunscape
© Sonia Durante



A with Honors
Fisherman
© Florence Forman

Continued on next page



A with Honors
Woof
© Florence Forman



A with Honors
Maine Fog
© Jill Greiss



A with Honors
The Wonder of the New
© Richard Gold

Continued on next page



A with Honors
East Side NYC
© Jeff Langford



A with Honors
Bonding
© Charles Levin



A with Honors
Bon Giorno
© Paula Paterniti

Continued on next page



A with Honors
Take My Picture
© Elena Pierpont



A with Honors
Uh Oh
© Elena Pierpont



A with Honors
Red Sun
© Tom Quackenbush

Continued on next page



A with Honors
Tanzanian Woman
© Larry Rubin



A with Honors
Sunset
© Michael Schleiff



A with Honors
Joyful
© Alice Somma

Continued on next page



A with Honors
Lavender Fields Moonrise
 © Laura Toledo



A with Honors
Yo-Yo Engaged
 © Julie Wosk

Election Procedures

We Will begin our yearly election procedures at the March business meeting when President Chuck Pine asks for volunteers to be the Nominating Committee for next year's officers.

The Nominating Committee will present their slate of (at least) one nominee for each position on the Executive Committee (president, vice president, treasurer, corresponding/membership secretary, and recording secretary) to the membership at the last meeting in April. This year they will also be seeking to name two at-large members



for the first time in the Club's history.

At that time, the floor will be opened to nominations. Any Club member may nominate any other Club member. Nominations will be accepted from the floor at each Club meeting leading up to, but not including, the May business meeting.

The next phase of the PWCC election process is the election itself. This takes place at the May business meeting. If there is only one

nominee for each position, then a motion may be made asking the Club's recording secretary to cast an unanimous vote for the slate. Should there be more than one nominee for any of the five positions, then a vote must be taken for that position (those positions). (The secretary can still cast the unanimous vote for the unopposed candidates.)


Members must be present to cast a vote.

Finally, the outgoing Club officers are thanked and the incoming ExCom is installed at the Otto Litzel Memorial Dinner held on the second Monday in June.

Theme Night—Minimalism

The Club’s February theme night was all about *minimalism* and the way our membership interprets that term.

Here are some images from the event...



Taped Wire
© Janet Susin




Leaf
© Charles Levin

Untitled
© Evelyne Appel



Untitled
© Elena Pierpont

Continued on next page



Untitled
© Marlene Schonbrun

Untitled
© Natalie Manzino



Twigs
© Will Aimesbury



Joshua Tree
© Jill Greiss

Continued on next page

Untitled
© Christine Doyle



Untitled
© Paul Grebanier



Fairmont Stairs
© Tom quackenbush

Green
© Jeff Langford




Continued on next page



The Crew
© Laura Toledo



Untitled
© Peggy Winkelman



Untitled
© Ann Broder



Just Looking
© Albyn Davis

Continued on next page



Beware
© Carlton Johnson



Untitled
© Bruce Byers

Untitled
© Karen Corrigan



Rolling Hills
© Chuck Pine



Print Salon

by Larry Rubin

The next Print Salon meeting is scheduled for March 12th. We had to postpone our February meeting due to challenging weather. We will reprise the February topic—images of love—until our March meeting.

The address is:
740 West End Avenue
(at 96th Street) Apt. PH-B

My phone number is:
(917) 596-8500

If you would like to attend please let me know at the above phone number.

Rest in Peace

Marjorie "Ann" Jackson

Marjorie Ann Jackson of Manhattan, age (something she adamantly refused to disclose), died on February 18, 2022 of colon cancer. She was known as Marjorie or Marge by her Connecticut family and early friends, and Ann in her later life.

Ann was a member of Park West from the mid-70s through the mid 80s and served as our president for two years—1978/1979 and 1979/1980.



[Editor's note—Ann was 84 years old when she passed.]

Photo Op

Maple Syrup

New York is the second-largest maple-producing state in the country. It accounts for approximately 18% of the syrup produced each year. Much of the production takes place within the Adirondack region of upstate New York in small, family-owned "sugar shacks."

The maple producers have begun their annual sap collection and maple syrup production activities. Maple Weekends, a celebration of

the maple producers and many maple products, will take place on the weekends of March 16th/17th and March 23rd/24th. Many facilities will be offering tours, samples, and buckets of sweet photo ops.



Flowers

by Evelyne Appel

I have always enjoyed taking pictures of flowers. Now, with Photoshop you can explore.

I like the different filters offered. My favorite for flowers is the Poster Edges filter in the artistic column. It gives a painterly effect which I love.

It permits a different interpretation of photography.



PDI Workshop

The February PDI (projected digital image) Workshop had 13 images from seven Club members. We looked at and commented on all of them. Some of the images were opened in Photoshop and adjustments made based on the comments of the 20 Club members in attendance.

Here are some of the results from the workshop...



This Japanese garden image by Elayne Dix had a few problems. The brightness on the top of the structure was dealt with using **Generative Fill**. We selected the area using the **Magic Wand Tool**. We typed "concrete" into the **GF dialog box**. The upper left corner was filled in by selecting it with the **Lasso Tool** and then **Content Aware Fill** was applied. Finally, we used a **Brightness/Contrast Adjustment Layer** to increase the overall contrast of the image.



Continued on next page



Natalie Manzano's image of a windmill was nice but needed a few changes. First, we used the **Lasso Tool** and then **Content Aware Fill** to remove the patch of grass in the lower right corner. A simple **Sky Replacement** made the sky more interesting. Finally, we selected the woman sitting next to her dog and used **Generative Fill** to remove her.



Janet Susan showed us two images shot from the same vantage point but at different times of day. She wanted to know which one be preferred. We all liked the one shot in the evening.

Continued on next page



Michael Schleiff's image of the Staten Island Ferry made great use of many leading lines. We found the horizon to be tilted. We used **Image > Image Rotation > Arbitrary...** to rotate the image a few degrees counterclockwise to straighten it out. A Sky Replacement was used to fill in the too-white sky.



Charles Levin's shot of this father and son required only a few minor changes. We used the **Spot Healing Brush** to fill in the upper left corner. We used a **Hue/Saturation Adjustment Layer** to subdue the green grass, also in the upper left corner. Finally, we used the **Crop Tool** to reduce the extra space on the right side of the image.



Continued on next page



Jay Bitkower's night shot needed a little work. We used **Select Subject** to isolate the two guys. A **Brightness/Contrast Adjustment Layer** was used to lighten them up slightly. The selection was then **Inverted** and the background was given a slight **Gaussian Blur**. Next, the bright sign in the background was selected with the **Lasso Tool** and then painted with a pink color and the **Brush Tool** set at a 10% **Opacity**. Finally, we used the **Crop Tool**, set to **Content Aware Fill**, to extend the bottom of the frame and add the cut-off part of the shoe.



Paul Grebanier showed us two versions of the same image and asked us which we liked the best. Most of us agreed that the image on the left had too much going on in it. The almost-monochrome shot was our choice.

Curtain Raisers

by Helen Pine

Curtain raisers are short (*no more than five minutes*) photography programs (*with a minimum of narration*) presented by Club members prior to our guest speakers.



Mar. 18th	George Corbin
Apr. 15th	Marilyn Thypin
May 20th	Paula Paterniti



March Birthdays

by Natalie Manzino

Here's the list of the Club members who celebrate their birthday during this issue:

March
 Bruce Byers
 Marjorie Gurd
 George Herman
 Hedy Klein
 Natalie Manzino
 Joan Slatkin
 Alice Somma

Committee Liaisons

The Executive Committee (ExCom) has decided to continue for this coming year with the committee liaison model to spread the responsibility among the entire Executive Committee.

Here's how it'll work: Each ExCom member (the five elected officers) will be assigned committees as a liaison. Each committee chair or co-chair will report to the ExCom through this liaison. In this manner, it is felt that communication will flow much more smoothly, in both directions, between the committees. In addition, any concerns raised by the ExCom will be passed along to the committee chairs through the liaisons.

Here are the committee liaison assignments for this Club year:

Archive	inactive
Competition	Michael
Field Trip	inactive
Gallery	inactive
House	inactive
Membership	Helen
Photo Notes	Chuck
Program	Christine
Social	Joe
Website	Michael
Workshop	Joe



Photo Notes Deadlines

<u>Issue</u>	<u>Deadline</u>
April	Apr 1st
May	May 6th
Summer	June 3rd

The sooner articles and items are submitted to *Photo Notes*, the quicker the editing and revision process can begin. Once all items are in place the draft copy of *Photo Notes* will be sent to the editors who will then have several days to edit and return their comments.

Upon completion, the *Photo Notes* issue will be sent to all members and to the Website Committee to be uploaded to www.parkwestcameraclub.org





Mark your calendar!

Expanding Visions 30 is not too far around the bend or over the next hill.

- Thursday nights starting on May 9th continuing until June 27th from 6:30 p.m. to 8 p.m.
- There will be 4 shooting sessions/ destination field trips and 4 Zoom sessions (an intro to the class and 3 review sessions).

The class is free to PWCC members. Invite your friends and fellow photographers. All are welcome.

The cost for non-Club members is \$10 per class session—the first session, the Introduction, is free. That’s a total of \$70. Joining Park West for a year is only \$50—the choice is up to you. All payments are due by the first assignment on May 16th.

The theme running through the 4 weekly

assignments and the term project is *Reflections*. We’ll be shooting them ...in store windows ...in cars ...in water ... in polished surfaces ... in mirrors



Reflection Images © Chuck Pine



Help Wanted

Club member Joan Slatkin is coming off a long period of not doing any photography. She is now ready to get back to work.

Joan needs basic help to shoot, transfer to computer, resize, and then forward to her agent.

She is willing to pay \$25 per hour to anyone willing to help her with these tasks.

To Chuck and Helen

by Julie Wosk

On my way to San Francisco’s Chinatown for the lunar new year a few days ago, I crossed this street and thought of the two of you!



You Be the Judge 8

This 8th iteration of *You Be the Judge* had the theme of fauna—animal life. It was interpreted in many different ways by the 27 Club members who submitted their images. 37 Park West members scored and made comments on the images.

The scores ranged from 89 total points to a whopping 162 points. (The highest possible score—if all the ballots gave it five points—would have been 185 points.)

13 images received over 135 points and were awarded an “A.” Out of these, six images scored over 150 points and were given “A with Honors.” Finally, the highest scoring photo was named “Image of the Night.”

Congratulations to all the winning photographers! And to all who entered this *You Be the Judge* competition, thank you for competing. In addition, thanks to those members who took the time to review the photos, offer scores, and provide comments (positive, negative, and constructive).

Here are the top 13 images from the night’s contest...



Image of the Night

Heron

© Raylie Dunkle

162 points

Your Image

If you want to know your score and the comments, send an email to the Club at pwccny@aol.com



You Be the Judge 9?

We are looking for ideas for next year’s *You Be the Judge* competitions. Theme or no theme? It’s up to you.



A with Honors
Winter Robin
© Remy Deglun
158 points



A with Honors
Monkey
© Marlene Schonbrun
157 points




A with Honors
Final Approach
© Jerry Vogel
153 points

Continued on next page



A with Honors
On the Prowl
© Chuck Pine
152 points



A with Honors
Cape Buffalo and Friend
© Helen Pine
150 points



A
Nap Time
© Elena Pierpont
142 points

Continued on next page



A
Bee
© Michael Schleiff
141 points



A
Bird Bath
© Sonia Durante
140 points



A
Parking Lot Peacock
© Kris Moran
137 points

Continued on next page



A
Lucky Birds
 © Janet Susin
 137 points



A
Magellan Penguin
 © Natalie Manzino
 135 points



A
Black & White Horses
 © Jill Greiss
 135 points

Fauna Facts

Out of the 27 fauna images submitted, 13 of them are of birds. That's 48%. Out of the 13 award-winning photos, seven of them are birds. That's 54%.

Of the remaining 14 entries, 12 were mammal pictures, one shot was an insect, and one was of a school of fish.

Fauna refers to any and all animal life on earth, from the microscopic to the gigantic—in this *You Be the Judge* competition, from a bee to a buffalo.

The two Club members with the highest scoring images both have the same initials—RD.

Fauna was the ancient Roman goddess of fields, woodlands, and flocks.



PSA Membership

The Club is a member of PSA, the Photographic Society of America. Are you?

Benefits of Membership

- PSA-Recognized Exhibitions
- Study Groups
- Photography Recognition
- Society Recognition
- Monthly Journal
- Online Education Course
- Personal Gallery Page
- Individual Competitions
- Member Discounts
- Webinars



Enjoy photographic opportunities, seminars, workshops, and meeting members from around the world.

Speakers, workshop leaders, schedules, and registration information will be available in the near future at the website <www.psa-photo.org>



Women in Space

by Julie Wosk

My exhibit *Imaging Women in the Space Age* will be on view at the New York Hall of Science in Queens from March 15th to May 27th. Its large historical and current photographs present an overview of female astronauts, and images of space women in film, fashion, television, and art.

The exhibit includes a print of my oil painting *Artemis*, the Greek goddess of the moon. Artemis is also the name of NASA's next big lunar mission which will include the first woman and the first person of color to land on the moon.



Artemis
© Julie Wosk



NASA astronauts Christina Koch and Jessica Meir conducted the first-ever all-female spacewalk.

Scavenger Hunt

Several members have commented that they miss the *Photo Notes* monthly scavenger hunt where members submit a single image on a concise theme. [It was discontinued due to lack of interest.]

Let's try it again!

This month's theme is... *Street Art* Urban art tells a story and depending on the part of town you're in, the street art can vary! Find a striking mural, stencil, or piece of graffiti and capture its message and vibrancy.

Submit your image file (sized as all Club entries—1,400px X 1,050px at 72ppi) to <pwccny@aol.com>



Uptoen Graffiti
©2007 Chuck Pine

Instagram

by Julie Foehrenbach

PWCC is on Instagram!

The Club launched a page on Instagram in December of 2021. Instagram is a social media platform that focuses on pictures more than words. It just seemed a natural for a camera club. Other local clubs, including Sierra Club NYC and the Bronx Photographic Society, have had a presence on Instagram for several years.



Our goal is to attract new followers and, potentially, members to join Park West.

Our approach is to post only those images entered in PWCC Competitions that earn a score of A or higher, and whose owners have allowed their work to be posted.

As of March 5th, 2024, we have 510 posts and over 460 followers—and growing.

If you haven't signed on to our Instagram page, why not give it a shot?

To visit the PWCC page, download the Instagram app on your mobile phone or go to [instagram.com](https://www.instagram.com) on your computer. You don't have to post anything to be able to see the work of others. Search for @Parkwestcameraclub. And once you're on Instagram, be sure to follow our page.

Position Open



Social Committee Chair

Natalie will no longer be available for our three party events—the *Chuck Pine Labor Day Picnic*, the *Holiday Party*, and the *Otto Litzel Memorial Dinner*. She would like a Club member to take over as chair. She will be happy to continue sending out the “sunshine” cards.

If you are interested, please contact an Executive Committee member.

Thanks!

On the Website

by Michael Schleiff

The Club has set up forums for all members to use. The topics—which you join or create—could cover any area of photography and imaging including, but not limited to, how-tos, gear, Photoshop, Lightroom, plug-ins, and much more.

To get access to a forum, you must be signed in to the Club website with an active email address. After logging in, go to *PWCC Members Discussion Forums* on the dropdown menu and click to enter. As you scroll down you'll see a basic explanation of how these forums work, along with a how-to video. At the bottom of the page, there will be a heading for *Park West Camera Club*, with a button, *View Topic*.

Once selected you will see the topics that have been set up along with a button to *Create New Topic*. You can view the topics and all the posts. You may even post a comment of your own.

All signed-up members will receive an email notice when new posts have been added. (You can easily *opt out* from any of the forums.)

Any questions, regarding the forums, contact me at my personal email address mrscheliff@gmail.com

Thank you and enjoy the PWCC forums.



About (Y)our Website

by Michael Schleiff

Park West Camera Club's website offers an array of topics for your review. The site should be your go-to place to get information regarding the Club. Following is just a partial list of sections that can be found on the website:

- Home Page—This is our face to the Internet world. On it is a listing of all the latest news and an upcoming schedule of events. We highlight the latest competition winners in a continual loop for everyone to see. In addition, there's a direct link to the latest edition of *Photo Notes*. New issues are uploaded immediately upon their release each month. Finally, under the masthead, there is a menu area that lists 12 different areas of various Club info, some of which are:
- Newsletters—10 years of past *Photo Notes* are available online and may be downloaded.
- Organization—features the latest PDF files containing membership information including the PWCC Constitution and Bylaws. In addition, there is a “Resource Link” submenu. Listed here are web links to various imaging-related websites. Included are sites offering Photoshop and Lightroom help. We are always looking to add links, so if you have any photography-related websites that you would like to add, please contact us.
- Competition Manual & Labels—this is where the Monthly Judging Guidelines and Competition Manual are to be found. The Competition Manual includes detailed specifications on presenting PDI images for entry into competitions.
- Member Galleries—are available to show your work on the web. They can be accessed in the Member Galleries Menu or directly from any web browser by searching Park West Camera Club and your name. Instructions for setting up a gallery may be found at the first dropdown in the Club Members Galleries menu “Instructions to Create a Members Gallery.” If you have any

questions, please follow up with the website committee.

- How-to Videos, Notes, and Speakers—all speaker talks have been recorded and uploaded to the website. In addition, we have how-to videos covering various techniques for editing your photographs.

Your Website Committee is continually uploading new and exciting information to the website. The goal is to make www.parkwestcameraclub.org a primary source for Club and imaging information. We are always looking to expand the website. If you have any ideas, please contact Michael Schleiff or Christine Doyle.

Post Processing Terms

Curves/Tone Curve

Curves or the tone curve is a powerful tool for adjusting tones—to add contrast, brighten, darken, or adjust colors in an image. It is a visual representation, similar to the histogram, that allows you a whole lot of control and versatility whether you want to brighten a dark scene, enhance contrast and color, check for clipped pixels, or make color corrections to the image.

Where to Go

Southeast US

Although it's been a very mild winter—so far—some of us prefer a warmer climate. One option is the southeastern area of the good old U.S. of A. If you're interested in getting away to even milder climates, here are a few options...



Outer Banks
NC



Tybee Island
GA



Great Smoky Mountains
National Park
NC & TN



National Seashores
(Canaveral National Seashore,
Gulf Islands National
Seashore)
FL



Charleston
SC

Where to Go

Iceland

Iceland does not mean “land of ice.” Although it has the largest glacier/icecap in all of Europe, Iceland is mostly green. (Alternately, Greenland is mostly ice-covered.) Iceland comes from the Norse word for “island” (pronounced “ice-land”). Hence the confusion!

Any way you say it, however, Iceland is one of the most photogenic places in the world. It has more waterfalls per kilometer than just about anyplace else in the world. It also has fewer people per square kilometer than most other nations. It is a photographer’s dream spot.

Here are some of the best photo ops for you to check out...



Geysir



Birds



Seljalandsfoss



Jökulsárlón



Icelandic Horses

All photos
© Chuck Pine

Where to Go

Cherry Blossoms

Cherry blossoms are pink puffs of floral perfection. (Say that three times fast!) Every early Spring 1,000s of photographers invade parks around the globe to shoot them. But their appearance can be short and sweet due to the weather conditions. Here are some great travel destinations to head for...



Paris
France



Riverside Park, Manhattan
Prospect Park, Brooklyn
Branch Brook Park, Newark
USA



Kyoto, Okinawa, Tokyo
Japan



Canberra
Australia



Washington, DC
USA



London
England

Post Processing Terms

Saturation and Vibrance
Enhancing color saturation is a common step in almost every post-processing workflow. While saturation affects the intensity of all colors in your image, vibrance only affects the more muted colors and does not alter the skin tones and already saturated colors, giving you a better control over how you want the colors to appear in the final image.

AAP Magazine Winners

AAP Magazine—AAP stands for all about photography—is dedicated to showcasing the work of photographers from around the world. Each issue has a contest that is dedicated to a theme. Photographers submit a portfolio of their images. The latest issue, \$37, was all about travel photography. Here are some of the winning images...



First Place
Riders of the Volcano
© Mahendra Bakle
(India)



Third Place
Women of Ladakh
© Julie-Anne Davies
(Canada)



Second Place
Simplicity of Life
© Callie Eh
(Malaysia)



Merit Award
Siberia
© Alessandro Malaguti
(Italy)



Merit Award
Omo Valley, Ethiopia
© Ivan Ferrer
(Israel)

Post Processing Terms

Noise

Noise is the visible, grainy look in your image that can arise out of various factors. Shooting at a high ISO, long exposures and careless editing can all contribute to-

wards image noise, among other reasons. No matter how much you avoid it, noise can still creep into an image. There are different ways you can reduce noise in post-processing to improve the quality of the photograph

Bring in 'da Noise...

...bring on 'da Funk.

Remember this old Broadway show that was on-stage in the late 90s? Well, there's a new version of the saying, and Adobe is saying it!

Adobe recently added a new AI-powered tool to Lightroom and Camera Raw—Denoise. It does amazing jobs removing digital noise from photos while retaining detail. In the past, Adobe users had to use third-party programs and plugins to achieve the same level of advanced noise reduction. With Denoise, you'll never have to leave Lightroom or Camera Raw to achieve high-quality results.



On a practical level, Denoise makes it easier to use high ISOs and smaller sensor cameras without worrying about the noise. It also makes it easier to reveal detail in darker areas without having to rely on time-consuming exposure blending. And, it is very easy to use.

If you use other noise reduction software in your workflow (*Topaz Labs*

Denoise AI, for example) you might want to keep using it if you don't mind all the switching back and forth between programs. Plus, since you already have Adobe's \$10-a-month photography subscription, it's already included in the price you pay.

Early reports put the results on a par with the 3rd party plug-ins.

Millennium Camera

Standing watch over the desert landscape of Tuscon, Arizona for the next 1,000 years, the *Millennium Camera* is designed to slowly capture the changing scene in front of it until the year 3023. The camera is installed on Tumamoc Hill next to a bench that faces west over Tuscon's Star Pass neighborhood. With it is a small plaque that encourages visitors to imagine what the future holds.

In 10 centuries, future humans will hopefully be able to open the *Millennium Camera* to reveal its long exposure image of the area through all of the changes Tuscon will undergo.

That is, of course, the hope of the project.



Photo Shorts

Fuji with IBIS



It's finally here. Fujifilm has announced the latest iteration of its ever-popular, compact camera: the X100VI. This is the sixth generation of this camera, which is known for its retro aesthetics, high-performance imaging, and a design that includes a fixed wide-angle lens. The new model includes a 40MP CMOS sensor, 6.2K video recording, improved AF, a film simulation mode, and, for the first time in an X100 body, IBIS (in-body image stabilization). It comes in an all-black or in a silver-trimmed body—either for only \$1,599.

Cheapest Canon



The Canon EOS R110 is an ultra-compact 24 Megapixel APS-C mirrorless camera with Canon's RF mount. Other features include 3.5 fps burst shooting with autofocus

(6.5 fps without), 2.36M dot OLED viewfinder, and a 3", 1.04M dot fixed non-touch-screen display. It is the cheapest way to enter Canon's mirrorless system at \$479 for the body only.

Long and Short



Sigma announced two new lenses—a 500mm *f*-5.6 Sports lens (\$2,999) in the Leica L mount and a 15mm *f*-1.4 Art DG DN diagonal fisheye lens (\$1,999) in both Sony E mount and Leica L mount. Both lenses feature an autofocus system bringing speed, precision, and silence—especially for subjects in motion. They are both dust- and splash-resistant and employ coatings to protect against the elements for use in any environment. The 15mm lens comes with a locking front cap and the 500mm lens comes with a lens hood, each to protect the lenses' front elements.

Wide to Normal



When deciding on a lens for everyday use, a 20-something

to 70mm-something zoom is a seemingly obvious choice because of its versatile range. However, if you wanted something easy to carry, you had to opt for an *f*-4 model, or, for better image quality, deal with the weight of a faster version. Sony's new FE 24-50mm *f*-2.8 G lens solves the problem! It has a quality optical design with extra-low dispersion and aspherical glass. It features an 11-blade aperture for smooth bokeh. The lens can also achieve a 1:3 magnification ratio for more versatility. The price at B&H is \$1,098.


Wide to Telephoto



With a superb zoom range for uncompromising mobility, the Panasonic Lumix S 28-200mm *f*-4-7.1 Macro O.I.S. Lens is an excellent pairing for your full-frame L-mount mirrorless camera system. It's the first wide-to-tele zoom lens to be added to the S-series and has a focal length range that allows you to capture portraits, landscapes. Its 5-axis image stabilization provides up to 6.5 stops of correction. A 9-bladed circular diaphragm creates flattering, round bokeh. The B&H price at is \$897.99.

Deep Space


NASA's James Webb Space Telescope has wrapped up its first full year of observations. The telescope has delivered some of the most spectacular photos of deep space ever seen. Here are some of them...



Uranus'
Rings and Moons



The Ring Nebula



Asteroid Belt
outside our Solar System



NGC 346
in the Small Magellanic Cloud



Wolf-Rayet Star
just before going supernova



Landscape Photographer

Over 1,400 photographers entered the World Landscape Photographer competition. In total 6,512 total images from around the globe were submitted for judging.

Here are the top five winning images...



Overall Winner
Atlantic Winter Storm meets Ireland
© Felix Sproll



2nd Place Winner
Spring Congregation
© Will Milner



3rd Place Winner
Loughor Estuary
© Ludwig Esser



4th Place Winner
Knudshoved
© Troels Bjerre



5th Place Winner
Ruska
© Antonio Fernandez



20,000,000

Researchers have developed a new method of storing data on an optical disk. It is capable of holding the equivalent of 20 million digital photos. And that number is for RAW files, TIFFs, etc.,... not JPGs!

In technical terms, this disc has a storage capacity of 1.6 petabits. If this unit of storage space seems unusual to all you photographers out there, a petabit is equal to 125,000 gigabytes, or 125 terabytes.

Wow!

Don't break into your piggy bank or cash in your stock portfolio just yet. No plans for commercial production have been announced. And, ergo, no price has been set.

Elements on Sale

Adobe's Photoshop Elements 2024 is now on sale. The cost when it was first released was \$99.99. It's now on sale for only \$69.99—that's a savings of a whopping 30%.



You can find Elements on sale at a wide variety of retailers and online.

Whale Watching

The two photographers, Lyle Krannichfeld and Brandi Romero, were whale-watching while on a boat off the coast of Maui, Hawaii in January of 2022. They noticed two of the gigantic animals, humpbacks, engaging in sexual intercourse. [*Dare we say, humping?*]

This was the first time that a sexual encounter of any kind was captured between two humpbacks

Just as surprisingly, both were males!

Post Processing Terms

Blending

Blending, as the name suggests, is a technique to combine two or more versions of the same shot in your post-processing

software to create a final image that aims to achieve, among other results, a better exposure (exposure blend), wider depth of field (focal length blend), or perspective (panorama or vertorama).

Post Processing Terms

Dodging and Burning

Dodging refers to lightening the tones, and burning refers to darkening the tones. This technique has been employed since the darkroom days to increase the tonal range, mostly with Black-and-White images. Dodging and burning allows you to direct your viewer's attention and focus to the subject of the image.



Apple Goes AI

In the last couple of years, AI has saturated just about every facet of the image creation and photo editing sphere, and not always in ways that deliver great results. However, one area where it's been oddly lacking is in using natural language text prompts to edit real photos, instead of just for creating visuals from digital whole cloth.

natural language text prompts and possibly even voice control. In cooperation with University of California researchers, this software is available now in an open-source beta that's AI-powered and available online to interested parties.

The new AI tech is called "MGIE," an acronym for MLLM-Guided Image Editing. MLLM stands for Multimodal Large Language Model.

Apple is working on a technology to let you edit camera-created real photos with

Post Processing Terms

Highlights, Shadows, Midtones and the Histogram

The brightest regions in an image are referred to as highlights, the darkest ones as shadows and everything in between as midtones. The histogram is a representation of the distribution of pixels in an image based on their brightness (or luminosity), the leftmost region representing shadows and the rightmost, highlights. Understanding of the histogram allows you to achieve the desired exposure and contrast.



56 and Counting

No! This is not someone's age who is counting down to retirement.

It's the number of Adobe apps, products and software packages currently available on the cloud. They're made for Windows, MacOS, and mobile devices.

As photographers we're familiar with many of them, Photoshop and Lightroom, for example. And everybody with a computer probably uses Adobe Acrobat Reader.

Here are some lesser-known Adobe programs that might interest you...

- Adobe Content Server—Safely publish and sell your own e-books with this app.
- Adobe Connect—This is a platform built for video-conferencing, webinars, etc. that can be used from desktop or mobile.
- Adobe Portfolio—This application allows photographers to create simple websites to showcase their work without any coding knowledge



reFocus

Now in its second year, the *reFocus World Photo Annual Awards* encompass diverse categories such as abstract, aerial, film/ analog, and people. The professional category bestows a \$2,500 cash prize upon the victor, while the non-professional counterpart garners \$1,500 in recognition of their exceptional photographic prowess.

Here are some of the winning images...



Photographer of the Year
Wild Love
© Pedro Jarque Krebs



Silver Medal
The Last Two
© Matjaz Krivic



Silver Medal
Ottor
© Gianni Maitan



Bronze Medal
Wilder
© Donal Boyd



Honorable Mention:
Unwavering Eye
© Jason Marino

Using Your Camera

by Chuck Pine

Shooting the Eclipse



The sun will be in totality anywhere between the orange lines.

On April 8th a total solar eclipse will pass over North America. It will be visible in the United States. The closest points to the metropolitan area for shooting the totality are along the southern edges of Lake Ontario and Lake Erie in upstate New York. These areas are a five hours plus drive from the Big Apple.

You will need several pieces of equipment for shooting the eclipse—some you probably already have and a couple of eclipse-only items.

- camera with telephoto lens
- tripod and remote shutter release
- solar filter for your lens —\$20 and up



- eclipse glasses—\$5 (less if you buy packs of four or more)

When shooting the eclipse you **must** have the solar filter on your lens. If you want to look at the eclipse you **must** be wearing the eclipse glasses. The only exception to these two “musts” is for the few minutes the sun is completely blocked by the moon (also known as *totality*).

Your camera settings are fairly straightforward...

- set the camera to manual exposure mode
- use an aperture around *f*-8. This should give you enough depth of field to cover the sun/moon and any clouds. If you want to include earthly subjects (buildings, trees, etc.) set your aperture accordingly.
- use a fast shutter speed to freeze the moon’s motion, 1/250 of a second should do (faster if you’ll be hand-holding the camera)

- set the camera to auto ISO to compensate for the changing light
- Set the camera to manual focus and focus on the sun (be sure to have the solar filter in place)
- set the camera to continuous shooting (burst mode) to take several shots at each position you want to photograph

All that’s left to do is wait for the show to begin.




Photo Shopping

by Chuck Pine

Monitor Calibrators

Monitor calibrators are devices that sit on your monitor and measure the colors and brightness of the display. Some will also read ambient light to suggest how bright your monitor needs to be to see accurately in that environment. The best monitor calibration tools will help you get better and more consistent results in your photo editing and printed work.

All monitors will produce slightly—or sometimes drastically—different colors, contrast levels, and degrees of brightness. Left uncalibrated, it could negatively impact your edits and prints. For example, if you are editing on an extremely warm monitor, you may over-correct and end up with overly cool images, only noticeable when viewing on other displays. Or, you could go to make prints and end up with dramatically different colors and contrast from what you saw on your screen.

Here are some of what's on the shelves and websites right now...

The Datacolor SpyderX Pro has long been the standard for photographers. It provides highly accurate results and allows you to calibrate multiple



monitors, laptops, and digital projectors. Some of the pluses of the SpyderX Pro are its ease of use, measures ambient room light, and is lightning fast. It also has multiple connector ports to fit any computer. Current price: \$150.



The Calibrate ColorChecker Display, although more affordable than the others available, provides highly accurate calibration and works with laptops, desktops, and projectors. It is easy to use and it measures ambient light. It has only one connection port (USB-A) and it is slower than the other calibrator units. Current price: \$155.

The Datacolor SpyderX Capture Pro Kit is more expensive than the others but it includes



all you need to calibrate the entire process, from shooting to post-processing. The kit can calibrate the camera, all kinds of monitors, projectors, and printers. It is highly accurate, easy to use, and moderately fast. Current price: \$399.



The X-Rite i1Basic Pro 3 Plus offers excellent precision and the ability to calibrate an unlimited number and kind of monitors. It also can calibrate projectors, scanners, printers, and cameras. It is more complicated than the other calibrators and much more expensive. Current price: \$1,800.




PhotoShopping

by Chuck Pine

Inverting Images



If you've heard of color theory, you probably know that every color has a complementary color that's opposite to it on the color wheel.

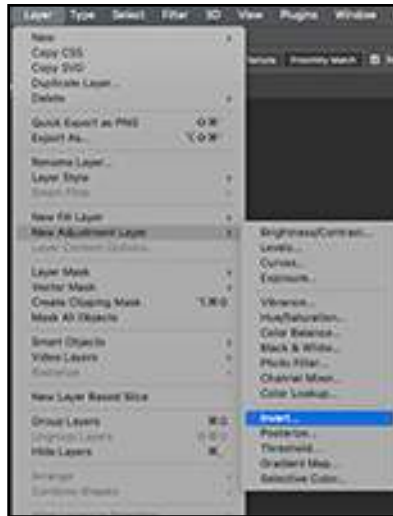


In an inverted photo, you'll see all the complementary colors in place of the ones you would see in the original.



With black-and-white images, black becomes white and white becomes black. Light grays become dark grays, and vice versa.

Inverting images, either B&W or color, in Photoshop, is easy—and fun!



First, open your image in Adobe Photoshop. Then, go to the menu **Layer > New Adjustment Layer > Invert**.
Voilà!



Straight

Inverted



Panorama of the Month



Cape Buffalo ©2013 Chuck Pine

B&H Event Space

The B&H Photo Event Space offers free virtual workshops. Here are a few of the upcoming offerings:



Tue Mar 12th
Future of Photo Editing
Speakers: Clifford Pickett
and Susan Magnano



Mon Mar 25th
Natural Light
Speaker: Tony Gale



Wed Apr 3rd
Refractions
Speakers: Lydia
Melamed Johnson
and Stephen Mallon



Wed Mar 20th
Sportraiture
Speaker: Dani Mack



Wed Mar 27th
Copyright Q&A&Q
Speakers: Ed Greenberg
and Jack Reznicki



Wed Apr 10th
Constant Lights
Speaker: Tony Gale



Thu Mar 21st
2024 Solar Eclipse
Speaker: Todd Vorenkamp

For more B&H Event Space workshops and info go to bhphotovideo.com and click on "Event Space."

Post Processing Terms

White Balance
The color of the light impacts the way your photographs look. White Balance settings can help you adjust for the varying light conditions and eliminate any color casts. It can be set in-camera, or you can change it in post-processing if you shoot in RAW

Masters Of Photography

Masters of Photography is an education platform and a resource for photographers. Their courses (masterclasses and discovery classes) are for anyone who wants to learn from some of the most highly regarded and influential photographers in the world in order to elevate their own photography. If you want to learn,... why not learn from the best?

All courses are online and easy to follow—you watch and learn at your own pace.

Learn from some of the world's best-known shooters including: Joel Meyerowitz; Cristina Mittermeier; Albert Watson; Steve McCurry; and many more.

The classes are available to watch anywhere and at any time. Each class gives you a lifetime access to a master photographers' inspirational methods and techniques. When you join a class, you will be able discuss the lessons with fellow students and you'll be able to upload your images to the Photostream and receive feedback from the Masters of Photography community.

Sign up for a free episode from any or all of the online photography classes.

For additional information and to register for any of the courses, go to their website <www.mastersofphotography>



See Pods
©2023 Cristina Mittermeier

Croatian Odyssey

Visionary Photography Workshops Presents: *The Croatian Coastal Odyssey*
Price: \$6500 (Double)
May 13th—25th.

Embark on a 10-day photographic adventure, immersing yourself in the unparalleled beauty of Croatia. This workshop is a deep dive into the heart of Croatia's most enchanting coastal cities, natural landscapes, and hidden gems, offering a myriad of photo opportunities that span from its historic architecture to its pristine natural beauty.

For all the vital info go to <www.visionaryphotographyworkshops.com>



Schedule of Activities

Park West Camera Club meets just about every Monday night (with some exceptions for a few holidays and a shortened summer schedule).

Due to the coronavirus pandemic, Club activities will be virtual using the Zoom software—until further notice.

Members will be emailed all the information necessary to log in and participate. Guests may request log-in details by emailing Park West Camera Club at <pwccny@gmail.com>

Check the Club's Website <www.parkwestcameraclub.org> for late-breaking details on meetings and other PWCC activities.

Competition meetings will begin at 6:30 p.m. All other meetings will begin at 7 p.m. You may log-on using Zoom software 15 minutes prior to the start time.

Listed below are all PWCC activities. Some Photo Ops (offering opportunities to take photos) and Photo Events (of interest to photographers) are also listed.



* Sunday, March 10
Spring Ahead

This morning, at 2 a.m., daylight saving time goes into effect. At that time, more or less, we move our clocks, watches, and all those gadgets that display time ahead one hour. DST will last for 240 days, until November 3rd, when we “fall back” to standard time. (That’s a week shy of 2/3 of the year!)



* Sunday, March 10
Entry Deadline
Interpretations

The Club will provide members with six “base images,” all minimalist, in February. The members will then alter them in any way they see fit—change things, add things, whatever. Let your software

skills and software run wild. Please stick with traditional photography and post-processing techniques—this means no AI generated images! Have fun. We’ll share all the images at the meeting tomorrow, March 11th. Send your images to <pwccny@gmail.com> by 11p.m. tonight.



* Monday, March 11
Interpretations

Tonight we’ll share all the images that members have changed from the original “base images.” See the March 10th entry, above, for the rules of entry. This should be a great evening!

Saturday, March 16
Photo Op
Saint Patrick’s Day Parade

Saint Patrick's Day, or the Feast of Saint Patrick, is a cultural and religious celebration held on March 17th (the traditional date of Saint Patrick’s death). The Big Apple has the oldest



and the largest St. Patrick's Day parade in the world. The parade kicks off at 11 a.m. moving up 5th Avenue from 44th Street to 79th Street. Expect to see plenty of Irish flags and shamrocks along the way and people decked out in Kelly green. (The parade is being held today because the 17th falls on a Sunday this year.)

* Monday, March 18
Guest Speaker
Robert Farber

Robert Farber's recognition has been established through his books, fine art exhibitions, lectures, interviews, and award winning advertising campaigns. His painterly, impressionistic style captures the essence of composition in every genre, including nudes, still life, landscapes, and architecture. His ten photo art books have sold over half a million copies. Robert's commercial client list is a who's who of international corporations—including



Deterioration 023
© Robert Farber

Bloomingdales, Courvoisier, Paramount, Phillip Morris, Saks Fifth Avenue, and scores of others. See it all at Robert's website <www.farber.com>

and on his Instagram account ([@robertfarberphotographer](https://www.instagram.com/robertfarberphotographer))

The curtain raiser for tonight is fairly new Club member, George Corbin. He's traveled the world with his late wife and PWCC member Sarah. George uses his images as the bases for his fine art painting.

DON'T MISS THE DEADLINE!

* Wednesday, March 20
Image Deadline
PDI Workshop

The deadline for submitting images for this Thursday's PDI

workshop is tonight at 11 p.m. Members may submit up to two images for critique and suggestions for improvement. Some images will be worked on with a variety of photo-editing software. Only images from the first 10 members to send them in will be reviewed at this workshop. Other Club members may join in to view and comment on the images and demonstrations. Send your images only to this address <pwccny@gmail.com>



* Thursday, March 21
PDI Workshop

PWCC members are invited to participate in this month's PDI workshop. (See the entry for March 20th, above.) The link to this workshop will be sent to the membership in the Club's weekly reminder.





* Monday, March 25
Business Meeting #3

Tonight is the third business meeting of the Club year. There is always plenty of excitement in the air. We will finish up any items left over from the November meeting and then discuss what lies ahead for the Club. We will start the procedures for the elections of next years ExCom including the addition of two new at-large members. The Otto Little Year-End Dinner will be on the agenda. We'll discuss the Club's meeting time (7 p.m., except for our competition nights). We'll also decide on the topic of next months workshop night (on April 29th). Lots more, too. If you have any "New Business" or "Good and Welfare" that you'd like to have discussed or announced, please let us know at pwccny@aol.com

Image Deadline

*Monday, March 25
Entry Deadline
Competition

PDI entries are due by 11:59 p.m. tonight for next week's monthly competition. See page 5 of this issue of *Photo Notes* on

how to prepare your images. More information is available in PWCC's *Competition Manual*. Send your two entries to pwcccompetition@yahoo.com and send them as a backup to hfklein@mindspring.com (You can send them in one email by entering both email addresses in the "To" line.)



Forest Impression #2
© Brenda Tharp

Wednesday, March 27
Photo Event
Sierra Photo

The New York City Sierra Club Photography Committee is holding its monthly meeting tonight. The guest presenter will be Brenda Tharp. She is a professional photographer and educator with a life-long wanderlust for exploring and photographing. Her photos have appeared on the pages of *Sierra Club Magazine*, *Audubon*, *National Geographic Books*, *Michelin Travel Guides*, *Nature Conservancy*, *Traveler*, and many more. Brenda is the author / photographer of two

books, most recently *Expressive Nature Photography* (Monacelli Press), and she co-authored *Extraordinary Everyday Photography* (Penguin-Random House) with Jed Manwaring. Learn more about Brenda's imagery at her website www.brendatharp.com This will be a Zoom-only meeting.

You can attend the meeting by registering at Eventbrite www.eventbrite.com and making a small donation. To learn more about the Sierra Club Photo Committee, visit www.sierraphotonyc.com



Fri, Mar 29—Sun, Apr 7
Photo Op—Auto Show

The New York International Auto Show has been showing incredible collections of cutting edge design and extraordinary

innovation in the automotive world since 1900. More than four floors of displays from the world's automakers feature the newest vehicles and latest futuristic concept cars. Nearly 1,000 cars and trucks will be on display. All this takes place at the Jacob Javits Convention Center. The hours are: Monday—Saturday from 10 a.m.-10 p.m. and Sundays from 10 a.m.-7 p.m. Ticket prices are \$22 for a one-day pass. If you'd like to beat the crowds and enter one hour before the general public, Early Access is available on Fridays and Saturdays at \$48 per person. Purchase your tickets on-line at www.autoshowny.com



Sunday, March 31
Photo Op
Easter Parade

The Easter Parade and Easter Bonnet Festival is not exactly an organized event. On Easter Sunday, Fifth Avenue (from 49th to 57th Streets) closes for all traffic, and the fun begins. The participants wear weird, funny, inventive costumes and

wander around the street. Sometimes they include lots of flowers or even live animals like rabbits or pet snakes. The parade kicks off at 10 a.m. and winds down around 4 p.m. Bring extra batteries, media cards, and your best walking shoes—and don't forget your best bonnet!



* Monday, April 1
Monthly Competition

Tonight is the 7th monthly contest of the Club's 2023-2024 year. Who will win the top honors? What will the judge say about your images? Will you agree? The only way to find out the answers to these probing questions is to enter and join the Zoom meeting. Full rules are available from the Competition and the Membership Committees, and on the PWCC website. Your two PDI entries must be submitted by midnight one week prior to today, March 25th. Tonight's judge is yet to be confirmed. Updates will be announced at meetings and posted on the Club's website as soon as they are known.

Cherry Blossom Ops

Brooklyn Botanic Garden's Cherry Blossom Festival (aka *Sakura Matsuri*) has been canceled since 2020 due to Covid-19,... and will not return this year.

BUT, the flowering trees will be in all their glory!



Although it varies every year due to the weather, Okame cherry trees (which have tiny pink flowers with red calyxes) are the first to bloom, usually around mid-to-late March, followed by the more famous Yoshino (white/light pink flowers) and Kwanzan cherry trees (fluffy pink flowers), which usually blossom in April.

The best places to see these spectacular displays are: Brooklyn Botanical Garden in Prospect Park; Central and Riverside Parks in Manhattan; and Branch Brook Park in Newark, NJ.




Image Deadline

* Sunday, April 6
 Entry Deadline
 Spot Color

Spot color allows you to choose one color and turn the rest of a photo into black-and-white. This is not a hard and fast rule. You may interpret it as you see fit. How many colors, how much color, and so forth. You can accomplish spot color completely either in-camera, do all the work in post-processing, or combine both techniques. It's up to you. We'll share all the images at the meeting tomorrow, April 7th. Your images should be sized as for competitions. See page 5 off this issue of *Photo Notes* for sizing and labeling requirements. Send no more than 10 of your images to <pwccny@gmail.com> by 11p.m. tonight.



* Monday, April 7
 Theme Night
 Spot Color

Tonight we'll share all the images that members have submitted on the theme of "Spot Color." See the March 10th entry, above, for the rules of entry. This should be a great evening!



Sunday, April 14
 Photo Op
 Greek Parade

The Greek Independence Day Parade has been held annually along Fifth Avenue since 1951. The event celebrates the Hellenic culture and marks the anniversary of Greek freedom from the Ottoman Empire, which was declared in 1821. The parade kicks off at 1:30 p.m. moving up Fifth Avenue from 64th Street to 79th Street.

Post Processing Terms

Sharpening

Boosting sharpness improves the details in an image. All photographs, from portraits to landscapes, benefit from sharpening. The amount of sharpening depends on the use of the image—whether it's going to be viewed on a digital screen or be printed.

Photo Conventions

[Shutterfest](#) (April 2nd - 4th)
 Shutterfest is a photography convention taking place in St. Louis, Missouri. This event is a little different from most photography conferences. It focuses more on hands-on classes and interactive experiences, as opposed to lecture-style presentations. You can expect a lot of experiences where you'll be the one pressing the shutter, opposed to writing down notes.



[ClickCon](#) (July 29 - Aug 2nd)
 Detroit is the backdrop for this four-day photography conference where the majority of the classes are taught as hands-on. You'll have the opportunity to learn from many industry experts, borrow, and use new gear to capture photos of on-site models. There are over 150+ models for you to photograph. You can expect to grow your portfolio from this conference, making it perfect for photographers just starting



* Monday, April 15
 Guest Speaker
 To Be Determined

As of the writing of this issue of *Photo Notes* the professional photographer for tonight has not yet been confirmed. As soon as the guest is finalized it will be announced at meetings, uploaded to our website, and then published in the April issue of *Photo Notes*. The curtain raiser for tonight is long-time Park West member Marilyn Thypin.



* Wednesday, April 17
 Image Deadline
 PDI Workshop

The deadline for submitting images for this Thursday's PDI workshop is tonight at 11 p.m. Members may submit up to two images for a critique and suggestions for improvement. Some images will be worked on with a variety of photo-editing software. Only images

from the first 10 members to send them in will be reviewed at this workshop. Other Club members may join in to view and comment on the images and demonstrations. Send your images to this email <pwccny@gmail.com>



* Thursday, April 18
 PDI Workshop

PWCC members are invited to participate in this month's PDI workshop. (See the entry for April 17th, above.) The link to this workshop will be sent to the membership in the Club's weekly reminder.



* Monday, April 22
 No Meeting
 Passover

There will be no meeting tonight due to the Jewish holiday of Pesach (Passover). To those participating in this eight-day celebration, enjoy tonight's first seder.

Post Processing Terms

Masking

Masking is a powerful tool in Photoshop when working with *layers*. It allows you to selectively make changes to one layer without affecting any other layers, and helps you perform non-destructive editing. Learning how to utilize masks in your photo-editing can help you employ more advanced techniques with ease.



HDR (High Dynamic Range)

The dynamic range of any image refers to the amount of light captured in the given scene. A high dynamic range (HDR) would refer to a wider range of lights in the scene, that is, regions of bright parts (highlights) as well as regions of dark areas (shadows). All cameras have a very limited dynamic range that they can capture in a photo, but in post-processing software you can combine multiple exposures (*exposure blending*) to create an image that shows details in both highlights and shadow regions of the image.



© Keith Ellenbogen

Wednesday, April 24
 Photo Event
 Sierra Photo

The New York City Sierra Club Photography Committee is holding its monthly meeting tonight. The guest presenter for tonight is Keith Ellenbogen. He is an acclaimed underwater photographer with a focus on environmental conservation. Through Keith's photography, he seeks to evoke a sense of discovery and create intimate, personal connections to inspire positive social change and a global understanding of the world around us. Keith is an Assistant Professor of Photography at SUNY/The Fashion Institute of Technology, a visiting Artist at Massachusetts Institute of Technology, and a senior fellow of the International League of Conservation Photographers. Find out more about Keith at his website <www.keithellenbogen.com> This meeting will be live and

in-person at the Soho Photo Gallery, 15 White Street at 6:30 p.m. as well as on Zoom. You must register at Eventbrite <www.eventbrite.com> and make a small donation. To learn more about the Sierra Club Photo Committee, visit <www.sierraphotonyc.com>



* Monday, April 29
 Workshop

Tonight's workshop topic will be determined by the membership at the March 25th business meeting. All of the details will be in next month's issue of *Photo Notes*. Stay tuned!



Sierra Meetings 2024

The New York City Sierra Club Photo Committee has meetings scheduled for the upcoming 2023-2024 year. All of the meetings will be held using the Zoom software, some will be held at the Soho Photo Gallery.

Most meetings are with guest speakers—nationally known nature / wildlife / landscape professionals—except for three members' sharing nights.

All meetings require signing up and a donation (\$8 suggested amount) on <www.eventbrite.com>

Here's the schedule for the rest of the year...

- Weds 3/27/24 zoom
- Weds 4/24/24 hybrid
- Weds 5/29/24 zoom
- Weds 6/26/24 hybrid



Table of Contents

Club News

- 2 Who's Who at PWCC
- 3 President's Message
- 4 2023-2024 PWCC Schedule
- 5 Zooming
- 5 Pop-Up Trips
- 5 Submitting Images
- 5 Emailing PWCC
- 6 Sunshine Fund
- 6 Wanted!
- 6 Club Meeting Times
- 6 Image Deadlines
- 7 Club Participation Nites
- 8 March Competition Results
- 16 Election Procedures
- 17 Theme Night—Minimalism
- 22 Print Salon
- 22 Rest in Peace
- 22 Photo Op
- 23 Flowers
- 24 PDI Workshop
- 28 Curtain Raisers
- 28 Birthdays
- 29 Expanding Visions
- 29 Help Wanted
- 29 To Chuck and Helen
- 30 You Be the Judge 8
- 35 PSA Membership
- 35 PSA Photo Festival
- 36 Women in Space
- 36 Scavenger Hunt
- 37 Instagram
- 37 Position Open
- 37 On the Website
- 38 About (Y)our Website
- 38 Point Processing Terms

Photography News

- 39 Where to Go
- 41 Point Processing Terms
- 42 AAP Magazine Winners
- 42 Point Processing Terms
- 43 Bring in 'da Noise
- 43 Millenium Camera
- 44 Photo Shorts
- 45 Deep Space
- 46 Landscape Photographer
- 47 20,000,000
- 47 Elements on Saale
- 47 Whale Watching
- 47 Point Processing Terms
- 48 Apple Goes AI
- 48 Point Processing Terms
- 48 56 and Counting
- 19 reFocus
- 50 Using Your Camera
- 51 Photo Shopping
- 52 PhotoShopping
- 52 Panorama of the Month

Exhibits, Workshops, Etc.

- 53 B&H Event Space
- 53 Point Processing Terms
- 54 Masters of Photography
- 54 Croatian Odyssey

Schedule of Activities

- 55 Schedule
- 58 Cheery Blossom Ops
- 59 Photo Conventions
- 59 Point Processing Terms
- 60 Point Processing Terms
- 61 Sierra Meetings 2024
- 62 Table of Contents

