

PHOTO NOTES

Park West Camera Club

April 2024



Nomination and
Election Procedures
See Page 10

This Issue
Volume 86 • Issue 8

Club News.....	2 - 38
Photography News.....	39 - 46
Exhibits, Workshops, Etc.....	47 - 53
Schedule of Activities.....	54 - 61
Complete Index.....	61

Over 60 members' images inside!



The Park West Camera Club is an independent not-for-profit corporation. Guests are always welcome.

The PWCC newsletter, *Photo Notes*, is published every month by and for the members of the Park West Camera Club. Subscriptions are included with Club membership. Yearly subscriptions are available to non-members by email free of charge.

Submissions of full-length articles or smaller items of photographic or general interest are always accepted. The staff of *Photo Notes* reserves the right to edit any submissions which are published.

Photo Notes is optimized for viewing digitally.

Contact Information

Website

www.parkwestcameraclub.org

Email Addresses

pwccny@gmail.com

pwccny@aol.com

Club Mailing Address

PWCC

680 West End Avenue, #5D

NY, NY 10025



Cover Photo
Shadow Play
©2019 Chuck Pine

Club Officers

President	Chuck Pine
V. President	Michael Schleiff
Corres. Sec.	Helen Bohmart Pine
Rec. Sec.	Christine Doyle
Treasurer	Joe Nawy

Committee Chairs

Archive	Inactive
Competition	Hedy Klein
Field Trip	Inactive
Gallery	Inactive
House	Inactive
Membership	Marlene Schonbrun Elena Pierpont
Photo Notes	Chuck Pine
Program	Marilyn Fish-Glynn Alice Somma
Social	Natalie Manzino
Website	Michael Schleiff Christine Doyle
Workshop	Ed Lee



President's Message

Will AI Kill Photography

At the beginning of the 21st century things changed for those of us in the world of photography. The maturation of the Internet, the explosion of digital photography, and the rise of the personal computer all happened concurrently. They completely altered the way that we created and shared our photos/images.

Now, after almost a quarter of a century later, AI (Artificial Intelligence), all by itself, is changing everything... again!

On one hand, AI is helping us make better photos. It is already being used to improve blemishes, sharpen photos, remove digital noise, add skies—and the list goes on and on. I think we'd all agree that this use of AI is quite beneficial. These tools can make your post-processing faster, easier, and more fun.

On the other hand, AI has given us computer-generated images that are being passed off as real photographs. All you need to do is type in a few words (prompts) and the software searches millions of stock images and provide you with results that match your verbal or written input.

The question is not whether artificial intelligence should be permitted in photography, in general, and at Park West, in



specific—but how far should we let it go?

Should we respond with “anything goes”? Should we say no AI at all? Or should we limit AI to certain uses only? If so, which ones?

I think we should have a discussion about this. I think all Club members should be in attendance and participate. I believe that this subject is

very complex and will need more than a few minutes, or even a half an hour at one of our business meetings.

Therefore, I am suggesting that we take one of the Club's summer meetings and dedicate it to this topic.

What's your opinion on this matter? Please write to me at <pwccny@aol.com> to let me know both about having a summer meeting for this discussion and about what the Club's use of AI should be.

Thanks, stay healthy, and celebrate the warmer by going out and shooting,

Chuck

Photo Notes

Publisher: Park West Camera Club

Editor: Chuck Pine

Committee: Madeleine Barbara, Elsa Blum, Ann Broder, Renée Harper, Gladys Hopkowitz, Hedy Klein, Paul Perkus, Helen Pine, Puneet Sood and Julie Wosk

Contributors: Evelyne Appel, Christine Doyle, Julie Foehrenbach, Hedy Klein, Ed Lee, Natalie Manzino, Chuck Pine, Helen Pine, Larry Rubin, and Michael Schleiff

Photo Notes is produced on a MacBook Pro using Apple Pages and Adobe Photoshop.

All uncredited images are royalty-free clip art or otherwise believed to be in the public domain.

Credited images remain the sole property of their copyright holders—all rights reserved.

PWCC 2023-2024 Schedule

September

- 3 Chuck Pine Labor Day Picnic
- 4 No Meeting (Labor Day)
- 11 Welcome Back—Summer Photos
- 18 Business Meeting #1
- 25 No Meeting (Yom Kippur)

October

- 2 Competition #1
- 9 Theme Night—Travel
- 16 Guest Speaker
- 23 Variations on a Theme
- 30 Halloween Shoot

November

- 6 Competition #2
- 13 You be the Judge—Flora
- 20 Guest Speaker
- 27 Business Meeting #2

December

- 4 Competition #3
- 11 Guest Speaker
- 18 Holiday Party
- 25 No Meeting (Christmas)

January

- 1 No Meeting (New Years Day)
- 8 Competition #4
- 15 Theme Night—Winter Holidays
- 22 Guest Speaker
- 29 Workshop—Bookmaking

February

- 5 Competition #5
- 12 Theme Night—Minimalism
- 19 Guest Speaker
- 26 You be the Judge—Fauna

March

- 4 Competition #6
- 11 Interpretations
- 18 Guest Speaker
- 25 Business Meeting #3

April

- 1 Competition #7
- 8 Theme Night—Spot Color
- 15 Guest Speaker
- 22 No Meeting (Passover)
- 29 Workshop

May

- 6 Competition #8
- 9 Expanding Visions 30 Introduction
- 13 Theme Night—Black and White
- 16 Expanding Visions 30 Assignment #1
- 20 Guest Speaker
- 23 Expanding Visions 30 Assignment #2
- 27 Business Meeting #4
- 30 Expanding Visions 30 Review #1

June

- 3 Year End Competition
- 6 Expanding Visions 30 Assignment #3
- 10 Otto Litzel Memorial Dinner
- 13 Expanding Visions 30 Assignment #4
- 17 ExCom Meeting
- 20 Expanding Visions 30 Review #2
- 24 Summer Programming Begins
- 27 Expanding Visions 30 Final Review

For full details see the “Schedule of Activities” at the end of this *Photo Notes* issue.

All Club Monday night meetings will be held using Zoom software unless otherwise stated in the “Schedule of Activities.”

Pop-Up Field Trips will be announced to those PWCC members who have signed up to receive the invitations.



Zooming

Zoom is a web-based video-conferencing software tool that allows users to meet online. Zoom is compatible with Macs, Windows, smart-phones, and tablets. Zoom software is free to download to your devices.

The Club is using Zoom software to conduct all its meetings. An email will be sent to all PWCC members prior to virtual meetings. This email will contain the link to join the meeting. All you have to do is click on the link.

To download Zoom, go to www.zoom.us/download and click on the "Download" button. It's that simple!

Non-members who would like to join our Club meetings may request the link by sending an email to pwccny@gmail.com

Emailing PWCC

Send your competition images to...

pwcccompetition@yahoo.com

Send your articles, images, etc. for *Photo Notes* to...

pwccny@aol.com

Send all other email to...

pwccny@gmail.com

To contact Executive Committee members directly see the PWCC membership list for their personal email addresses.

Pop-Up Trips

The Club instituted Pop-Up field trips this past summer. Just what is a Pop-Up (also called a Drop-In) trip, I hear you cry? It is a field trip that any one of our Club members wishes to go on without a lot of pre-planning and fanfare.

You decide where you want to go and when you want to go there. You send out an email to all the other PWCCers who signed up. That's it!

Whoever shows up will be a surprise. All you've got to do is shoot away and have fun doing it.

As an afterthought, it would be appreciated if all those who attend send a few images from the trip for *Photo Notes*. A short article would be nice but isn't necessary.



Submitting Images

The Club has over a dozen activities this year which ask you to submit images. These include competitions, theme nights, workshops, classes, and more. Here's what you need to know:

Images must be in .jpg (JPEG) format and sized at 72 ppi resolution, 1400 pixels maximum width, and 1050 pixels maximum height. [*Do not exceed these maximums!*]

Competition images must be titled as follows:

LastNameFirstInitial_Month
Year_Title.jpg

for example

JonesM_Jan23_Flower.jpg

Other images should be titled as follows:

Name_Number_Title

You may use your first and/or last name/initial. If you want your images shown in a particular order, number them 01, 02, etc. Use a real title, not the image number that came out of the camera.

for example

MaryJ_07_Flower

Read each entry in the Club's Schedule for special instructions, if any.



Sunshine Fund

A motion was passed at a Club business meeting to establish a Sunshine Fund as part of the Social Committee. The responsibilities of this new entity are to acknowledge birthdays, deaths, births, illnesses, and any other life events that impact our Club members and their families.

Long-time Club member Natalie Manzino has volun-

teered to take on this task for the Club. She has already purchased the necessary stationery to be able to express the sentiments of the Club and its members.

But Natalie needs your help in achieving the Club's goals through this committee. It would be great if each and every member could give her the month and day of their birthday (no years, please).

In addition, if you could let Natalie know of any life events that occur to any of our members, you or someone else, both present and past members, that would be great, too.

917-757-7086

<bklynnat@hotmail.com>

WANTED!

Uncle Sam pointing

PWCC members to volunteer for all Club committees.

This Club operates by committee. It is only as strong and as exciting as the members make it.

We have 10 active committees which do everything from setting up chairs to passing the prints, to greeting guests.

It's your Club—join in and do your part!

PARK WEST
CAMERA CLUB

PSA
Photographic Society of America

Club Meeting Times

All Park West Camera Club Monday night meetings will begin at 7 p.m. except for the monthly competitions which will begin at 6:30 p.m.

You may sign into Zoom 15 minutes earlier for chit-chat, to ask questions, or to hang out before the meeting.

The link to join the Zoom meetings is sent out to all Club members in our *Weekly Reminder* every Friday.

PWCC Image Deadlines

<u>Event</u>	<u>Submission Deadline</u>	<u>Event Date</u>
Theme-Spot Color	Apr. 7th	Apr. 8th
PDI Workshop	Apr. 17th	Apr. 18
Competition #8	Apr. 29th	May 6th
Theme-B & W	May 12th	May 13th
Year-End Comp.	May 20th	June 3rd

Club Participation Nites

This coming year there will be 10 programs that require member participation. Here's a quick rundown on these fun and educational activities...

[*Note—the entry deadlines for most of these activities is two days prior to the event, but not the You Be the Judge competitions—these have a one month lead time!!!*]

- September 11th—*Welcome Back* What'd you do over the summer months? Share up to 10 images to tell your story. Entry deadline: September 9th.

- October 9th—*Theme Night (Travel)* Send in 10 images from one of your recent trips within the city, across the country, or around the world. Entry deadline: October 7th.

- October 23rd—*Variations on Your Theme* Submit two versions of the same image. Make whatever changes you feel tell your story best. It's up to you. Entry deadline: October 21st.



- November 13th—*You Be the Judge (Flora)* You may submit one flower or plant image that has never before been seen at any Club activities. Each entry will be scored and commented on by all participating Club members. Winners will be announced tonight. Entry deadline: October 16th.

- January 15th—*Theme Night: Winter Holidays Merry Christmas, Happy Chanukah, Gobble-Gobble-Gobble* you choose the holiday and enter up to 10 images relating to it. Limit your images to only a single holiday. Entry deadline: January 13th.



- February 12th—*Theme Night (Minimalism)* Share up to 10 of your images where "Less is More" is the saying of the day. Entry deadline: February 10th.

- February 26th—*You Be the Judge (Fauna)* You may submit one animal image (mammal, fish, bug, whatever) that has never before been seen at any Club event. Each entry will be scored and commented on by

all Club members. Winners will be announced tonight. Entry deadline: January 29th.

- March 11th—*Interpretations* The Club will provide the base images. The members will alter them in any way they see fit. Let your imagination and software skills be limitless. Entry deadline: March 9th.



- April 8th—*Theme Night: Spot Color* Pick a color, any color and let that choice be the only color in the image; The rest of the image should be B&W or very muted colorwise. Submit up to 10 photos—you may use the same spot color in all of your shots, or switch 'em up. Entry deadline: April 6th.

- May 13th—*Theme Night (Black and White)* There's more than one way to skin a cat and to convert an image to black-and-white. Select your favorite method and show us what you can do in monochrome. Limit of 10 images, please. Entry deadline: May 11th.



Park West Camera Club

www.parkwestcameraclub.org
pwccny@aol.com



Expanding Visions 30

"Reflections"

Expanding Visions is a photography class being offered this spring into summer. It is open to all interested photographers.

Expanding Visions is a marriage of a field trip class with a class in photographic seeing. This eight-week class (Thursday evenings, May 9th thru June 27th) will open your mind to new ways of seeing photographs, subject matter, equipment, and techniques. It will also allow you to explore parts of the City that you may not have experienced before.

The format of the class is simple: We start with an introductory Zoom session. We will discuss equipment, techniques, and the specifics of the course; a term project will be assigned. For the next two weeks we'll go on field trips to work on the assignments. The following session will bring us back to a Zoom review where we'll share our photographs, talk about our experiences, and evaluate what, and how well, we learned. Two more weeks of trips and assignments will be followed by a second Zoom review session. Week eight brings us to the final Zoom meeting where we will review the term project and any make-up assignments.

The basic thread running through the assignments in *Expanding Visions 30* is reflections in an assortment of surfaces.

Not too complicated, is it? Lots of fun and educational; but most of all, it will expand your vision in the photographs you take, and allow you to grow as a photographer.

Instructor: Chuck Pine

Zoom Sessions: Thursday Evenings, May 9th and May 30th, June 20th and June 27th
Assignments/Classes May 16th and 23rd, June 6th and 13th

Tuition — Free to P.W.C.C. members
Non-Members — \$70 for all 8 sessions (or \$10 per session)
[Note a full year PWCC membership is only \$50!]
(cash or check)

Let us know if you'll be joining us!

[<pwccny@aol.com>](mailto:pwccny@aol.com)

<u>Week</u>	<u>Assignment/Destination</u>	<u>Meeting Place/Time</u>
May 9	Introduction to the Class Equipment/Exposure/Techniques	Zoom 6:30 pm (request Zoom link below)
May 16	Trip #1 — Herald Square <i>Little Shop of Horrors</i>	6th Avenue & 34th Street @ 6:30 pm
May 23	Trip #2 — Upper West Side <i>The Fast and the Furious</i>	Broadway & 96th Street @ 6:30 pm
May 30	Review of Trips 1 & 2	Zoom — 6:30 pm (see below)
June 6	Trip #3 — Times Square <i>Alice thru the Looking Glass</i>	Broadway & 42nd Street @ 6:30 pm
June 13	Trip #4 — Columbus Circle <i>Here's Lookin' at You, Kid</i>	Broadway & 59th Street @ 6:30 pm
June 20	Review of Trips 3 & 4	Zoom — 6:30 pm. (see below)
June 27	Review Term Projects & Make-ups	Zoom — 6:30 pm. (see below)

Weekly Assignments

- *Little Shop of Horrors* We will be shooting reflections in store windows, combining what's inside with what's outside..
- *The Fast and the Furious* We will be shooting reflections in cars, trucks, and other vehicles from all their surfaces including glass and metal, flat and curved.
- *Alice thru the Looking Glass* We will be shooting reflections in mirrors, either ones we find as we walk around or in ones we bring with us.
- *Here's Lookin' at You, Kid* We will be shooting reflections in polished surfaces such as wood, stone, plastic, and any others we find along the way.

Term Project

- *Water, Water, Everywhere* You will be shooting reflections in bodies of water such as lakes and ponds, bowls of water, puddles in the street, or any where else you find them.

To join the Zoom meetings you must have Zoom software installed on your computer/tablet/phone.

Send an email to request the link to the Zoom meetings.

<pwccny@aol.com>

Lost on the way to one of the trips? Call (646) 549-0187.

Can't attend one of the trips? All assignments may be completed on your own.

Year-End Competition

The Year-End Competition will be held on Monday, June 3rd. It's different from our monthly competitions: both the rules of entry and the judging are different.

Each Club member may submit up to four PDIs. But, and this is a big BUT—all the submissions must have been entered into one of the monthly competitions held earlier this year (October through May). It doesn't matter if the images were awarded honors or got a 'C'—they are eligible for this competition. Another

big BUT—images may not be altered from the way they were first entered—even if the judge said “that would improve the photo”—it must be the original, unaltered image with the same title (including the original month of entry). Absolutely no changes!!!

The image submission deadline is 11:59 p.m. on Monday, May 20th.

There will be three judges. Each of the judges will score from one to five points for each image. The scores will be added and the total will be announced. An

image can accumulate from 3 to 15 points. The judges make no comments during the scoring.

There will be one winner (the PDI-of-the-Year) plus four runners-up. If there are tie scores for the PDI-of-the-Year there will be additional votes cast by the judges to determine the winner. If more than four images are tied for runner-up, they will all be declared runners-up.

Due to the uncertainties of Zooming, the judging will be done prior to the date stated above. This way we can edit the recording for time.

Nomination and Election Procedures

We began the Club's yearly election procedures at the March business meeting with the naming of the Nominating Committee: Elayne Dix and Bruce Byers.

The Nominating Committee will present their slate of (at least) one nominee for each position on the Executive Committee (president, vice president, treasurer, corresponding / membership secretary, and recording secretary) to the membership at the last meeting in April. This year they will also be seeking to



name two at-large members for the first time in Club history. Any Club member interested in running for an office you should contact the Nominating Committee.

After the Nominating Committee's slate has been announced, the floor will be opened to nominations. Any Park West member may nominate any other Club member. Nominations will be accepted from the floor at each Club meeting leading up to, but not including, the May business meeting.

The next phase of the PWCC election process is the election itself. This takes place at the May business meeting. If there is only one nominee for each position, then a motion may be made asking the Club's recording secretary to cast a unanimous vote for the slate. Should there be more than one nominee for any of the seven positions, then a vote must be taken for that position (those positions). (The secretary can still cast the unanimous vote for the unopposed candidates.)

Members must be present to cast a vote.

Images of the Month

by Hedy Klein

April 2024

PDI-of-the-Month

Magenta in Motion by Hedy Klein

Honors

Snow Goose by Evelyn Appel

Woods by Madeleine Barbara

NYC at Night by Albyn Davis

Rodin Museum by Albyn Davis

Harpa Skylight by Nicole Dosso

Oculus by Florence Forman

Soaked by Natalie Manzino

The Curve by Elena Pierpont

Girl Power by Larry Rubin

Lanterns in Gray by Julie Wosk

“Thank you” to this month’s judge, Arnie Kastenbaum, for his thoughtful comments and consistent scoring.

So far this year we’ve had 53 different Club members competing in our monthly competitions—43 in the April contest.

Cumulative Points

(Through April 2024)

by Hedy Klein

Natalie Manzino	96	Paula Paterniti	66
Laura Toledo	94	Larry Rubin	64
Ann Broder	92	Jeff Langford	60
Evelyne Appel	90	Bill Apple	58
Albyn Davis	90	Julie Foehrenbach	58
Michael Schleiff	90	Carlton Johnson	58
Madeleine Barbara	88	Paul Grebanier	56
Nicole Dosso	88	Elayne Dix	54
Sonia Durante	88	Alice Somma	54
Elena Pierpont	86	Dottie Mills	50
Jay Bitkower	84	Dudley Slater	50
Janet Susin	84	Karen Corrigan	48
Doris King	82	Raylee Dunkel	48
Alec Rill	82	Kris Moran	46
Christine Doyle	80	Will Aimesbury	42
Rain Bengis	78	Betsy Currier	42
Jill Greiss	78	Tom Quackenbush	38
Charles Levin	76	David Miller	32
Chuck Pine	76	Dov Bieber	22
Larry Sapadin	76	Bruce Byers	22
Puneet Sood	76	Barry Fahrer	14
Julie Wosk	74	Justine Carson	12
Florence Forman	72	Marvin Fink	12
Peggy Winkelman	72	Virginia Lawrence	8
Marlene Schonbrun	70	Harvey Weinstein	8
Richard Gold	66	JoeZarba	8
Hedy Klein	66		

This month’s winning images—the PDI-of-the-Month and Honors—are shown on the following eight pages.

Congratulations to the winners in this season's 7th monthly competition. And a great big "thank you" to all who entered, competed, and watched.



Image of the Month
Magenta in Motion
© Hedy Klein

Continued on next page



A with Honors
Snow Goose
© Evelyne Appel



A with Honors
Woods
© Madeleine Barbara



A with Honors
NYC at Night
© Albyn Davis

[Continued on next page](#)



A with Honors
Rodin Museum
© Albyn Davis



A with Honors
Harpa Skylight
© Nicole Dosso



A with Honors
Oculus
© Florence Forman

Continued on next page



A with Honors
Soaked
© Natalie Manzano



A with Honors
Curves
© Elena Pierpont



A with Honors
Girl Power
© Larry Rubin



A with Honors
Lanterns in Gray
© Julie Wosk

Interpretations

The Club provided these six base images to all members. The task was to to interpret some or all of them in any way possible—using any post-processing techniques or software—including cropping, compositing, generative AI, or whatever.

19 PWCC members participated in this creative and fun activity. Some of their efforts can be found on the following four pages...



Amazon



Rolling Hill



Pilings



Window



Sunflower



Dunes

Continued on next page



Janet Susin



Evelyne Appel



Julie Wosk



Richard Gold

Marlene Schonbrun



Jeff Langford

Continued on next page



Natalie Manzino



Michael Schleiff



Tom Quackenbush



Elena Pierpont



Paul Grebanier



Harvey Weinstein

Continued on next page



Bill Apple



Ann Broder



Helen Pine

Continued on next page

Club Business Card

Business Card

Here is the latest version of the new PWCC business cards, revised to include comments submitted earlier in the year. Please review and contact Christine Doyle ASAP if you have additional comments or changes


<christinedoyle52@gmail.com>

The plan is to sign off at the May Business Meeting and then have copies printed.



A big Park West shout-out to Will Aimesbury for his fine creative work on this project!!

Hi!
What an awesome evening! So much fun to see how creative everyone can be. Looking forward to other events like this.
Kind regards,
Ann



Jill Greiss



Chuck Pine



Christine Doyle



Carlton Johnson

Natalie Manzino



Patterns In Nature

KNOX GALLERY
Monterey Library

Photography
Show

Aug 2nd - Sept 7th
2024
Reception:
Friday Aug 2nd
5:00 - 7:00 PM

"My photography gives me the opportunity to observe nature more closely and I am always intrigued by the variety of patterns in the natural world."

452 Main Rd., Monterey, MA 01245

Mon 4 - 9PM,
Tue 9AM - 1 PM,
Wed 9AM - 1PM & 1:30 - 5PM,
Thu 9AM - 1PM & 4 - 8PM,
Fri 4 - 8PM,
Sat 9AM - 1PM & 7- 9 PM

ExCom Minutes

by Christine Doyle
Recording Secretary

March 21, 2024
(Via Zoom)

Participating: Executive Committee members President Chuck Pine, Vice President Michael Schleiff, Treasurer Joe Nawy, Corresponding Secretary Helen Pine, and Recording Secretary Christine Doyle.

The meeting called to order at 4 p.m.

The meeting was called to discuss current issues and possible agenda items for the upcoming business meeting on March 25th.

1. NYMACC (New York Metro Area Camera Council): Former Club President Ed Lee has been serving as the Club liaison to NYMACC. It was learned that Ed had paid the annual dues for PWCC. Treasurer Joe Nawy will reach out to Ed about reimbursing him for the payment.
2. Revisiting Meeting Times: Following a discussion at the November 2023 Business Meeting about changing the starting time for weekly meetings, the Executive Committee decided to keep the starting time for

competitions at 6:30 p.m., but change the starting time of all other meetings to 7 p.m. (This was to accommodate members who are working and may not be able to make the 6:30 p.m. start time.) At the time it was also agreed to revisit the change in starting time. Following further discussion on changing the starting times back to 6:30 p.m., it was decided to add this topic to the March 25th Business Meeting for further consideration.

3. New Club Business Card: All suggested changes to the new Club business card have been input, and the Executive Committee has signed off on it. The issue will be put to members at the March 25th Business Meeting for approval by members.
4. Dissolution Clause for Club Constitution: Helen noted that other camera clubs that she and Chuck belong to have written provisions in their governing documents that detail a procedure for dissolving themselves. They include conditions that may trigger dissolution (e.g., drop in membership to certain levels, lack of officers), as well as how to dispose of any club assets or equipment. While PWCC does not have any such language in its Club constitution, it was

agreed that such language would be added. PWCC is incorporated as a non-profit in Delaware; as such, it cannot share the proceeds of any asset sales with members and must donate the equipment or assets to a not-for-profit. Helen will share the research she has done on the subject, and the issue will be raised at the March 25th Business Meeting.

5. Nominating Committee and Election of Executive Committee Members: Procedures for the Nominating Committee to follow for the upcoming election of the Executive Committee will be drafted. It was agreed that the Executive Committee will assist the Nominating Committee to set up Zooms on the Club’s account and with sending emails to the full membership using the Club’s email listserv.
6. April Workshop: For the workshop scheduled for the end of April, it was agreed to ask members who presented composited images at the recent ‘Interpretations’ theme night if they would be interested in presenting details on how they prepared their images. Chuck will make the inquiries.

[Continued on next page](#)



7. Expanding Visions 30: This year's Expanding Visions 30 ('Reflections') will start on Thursday, May 9th, with an introductory Zoom session. That will be followed, on successive Thursdays, by two field trip/shooting sessions, a Zoom review session, two more field trip/shooting sessions and a Zoom review session, and a Zoom final review session. Chuck and Helen expect to be in New York to attend the shooting sessions.

8. Year-End Competition: The three judges for the year-end competition on June 3rd are still being selected. It was agreed to follow the same procedure as in the past few years: images will be submitted two weeks in advance; a Zoom session with the judges will be recorded a week before; and then the recording will be shown to members at the June 3rd meeting.


9. Otto Litzel Year-End Dinner: The Otto Litzel Year-End Dinner is scheduled for the second Monday in June, June 10th. Following a brief discussion of options, it was agreed to ask for volunteers to help organize the event at the next Business Meeting.

The meeting was adjourned at 5:30 p.m.

Did You Know?



The first true digital camera was created by an engineer at Kodak named Steve Sasson in 1975. It weighed around 8 pounds (3.6 kg) and took 23 seconds to capture a black and white image.



Artificial Women

Julie Wosk announces the publication of her new book *Artificial Women: Sex Dolls, Robot Caregivers, and More Facsimile Females* (Indiana University Press). It highlights how artificial women are depicted in films, television, photography, art, literature, and robotics.

With advances in AI, these facsimile females seem more lifelike, and they are having an impact on our social relationships, our views of women, and how we think about what makes us human.

Julie's previous books include *My Fair Ladies: Female Robots, Androids, and Other Artificial Eves*; *Women and the Machine: Representations From the Spinning Wheel to the Electronic Age*; and *Breaking Frame: Technology and the Visual Arts in the Nineteenth Century*.



Business Meeting Minutes

by Christine Doyle
Recording Secretary



March 25, 2024
(Via Zoom)

Presiding: Executive Committee members President Chuck Pine, Vice President Michael Schleiff, Corresponding Secretary Helen Pine, Recording Secretary Christine Doyle, and Treasurer Joe Nawy.

I. Call To Order: Chuck Pine called the meeting to order at approximately 7 p.m. There being 29 members present, a quorum was met. Chuck introduced the members of the current Executive Committee: himself, President; Michael Schleiff, Vice President; Helen Pine, Corresponding Secretary; Christine Doyle, Recording Secretary; and Joe Nawy, Treasurer.

II. Minutes of Previous Business Meeting: By motion, members present agreed to waive the reading of the minutes of the November 27, 2023 Business Meeting. (They were published in the December 2023 issue of the *Photo Notes* newsletter, which is available on the PWCC website.)

III. Treasurer's Report: Joe Nawy presented his Treasurer's Report for the time period June 30, 2023 through March 25,

2024: [The full Treasurer's Report is not for the general public. A version of the minutes with the full Treasurer's Report was emailed to all members of the Club.]

A question was asked about whether the Club should increase the fees it pays to judges (\$125) and speakers (\$100) should be increased since they haven't changed in many years. Chuck noted that these amounts are higher than those paid by other camera clubs that he is familiar with. Christine will reach out to the Program Committee chairs to see whether any judges or speakers have declined invitations because the fees were too low.

IV. Committee Reports (these reports are from our active committees; the Archive, Field Trip, Gallery and House Committees are currently inactive):

Competition: Chair Hedy Klein noted that images for the April competition are due tonight, and members should send her a separate email if they want to receive confirmation of receipt..

Membership: Co-chair Marlene Schonbrun reported that the Club has 88 paid members as of this date, 19 of which are new members. [*Note: It was subsequently learned that the number of new members is 10, not 19.*] The Club website seems to be drawing in the most new members. In addition, Marlene has been in touch personally with some individuals who have expressed interest in joining the Club.



Photo Notes: Chair Chuck Pine asked that any content for the next issue of the newsletter be submitted by Monday, April 1st. Members are invited to submit articles, portfolios, and other images of interest at any time prior to that.

Program: Co-chair Marilyn Fish-Glynn reported that the following judges and speakers have been booked through the end of May. She is working on lining up judges for the year-end competition.

Judges:
April - Arnie Kastenbaum
May - Nancy Ori
Speakers:
April - Grayson Dantzic
May - Charles Chessler

[Continued on next page](#)

Social/Sunshine: A chair is needed for the Social Committee, to help organize Club events (including the upcoming Otto Litzel Memorial Dinner). Natalie Manzano has stepped down as chair, but she will continue to send out Sunshine Committee cards.

Website: Co-chair Michael Schleiff reported that the Club website is getting good traffic and invited members to submit any new ideas or suggestions. Recordings of recent monthly competitions and guest speaker presentations (where their permission is given) are posted on the website.

Workshop: No chair/no report. A workshop is scheduled for the end of April.

Print Salon: No report.

V. Old Business

A. New Club Business Card: Changes to the new Club business card have been input. Christine will work with Will Aimesbury to get the final version to members, so that a vote on allocating funds for the cards can be taken at the May Business Meeting.

B. Revisiting Monday Night Meeting Times: Following a discussion at the November 2023 Business Meeting about changing the starting time for

weekly meetings, the Executive Committee decided to keep the starting time for competitions at 6:30 p.m., but change the starting time of all our other meetings to 7 p.m. (This was to accommodate members who are working and may not be able to make the 6:30 p.m start time.) At the time it was also agreed to re-visit the change in starting time at a subsequent time. Following further discussion on changing the starting times back to 6:30 p.m, it was decided that the Executive Committee will email members to get a consensus. Any change in meeting time will take effect in September 2024.

C. Other: The Club’s Gallery Committee has been inoperative since the beginning of the Covid pandemic.

VI. New Business

A. Nominating Committee - Elections for Executive Committee in May: Volunteers for the Nominating Committee are needed. Chuck gave details of what the volunteers will be doing. The Nominating Committee is tasked with identifying nominees for the Executive Committee’s officers and at-large members. Interested members can submit their names to the Nominating Committee over the next several weeks. The Nominating Committee will report the results on April 29th. Nomina-

tions then continue through the week before the May 29th Business Meeting, when the elections will take place. Elayne Dix and Bruce Byers have volunteered to serve on the Nominating Committee. Chuck will make an announcement about the Nominating Committee at next week’s competition.

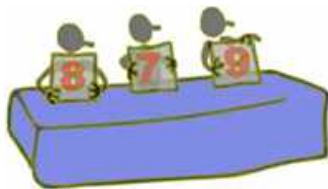
Elayne Dix suggested that the current members of the Executive Committee affirmatively announce their intention and nominate themselves if they intend to run again for their current positions. She also suggested that nominees draft a statement about themselves and their ideas for future club activities. Chuck noted that the Executive Committee hold a planning meeting in the month after the elections.

Bill Apple, citing the Club’s constitution, reminded the Nominating Committee that it may present two candidates for each Club office; it’s not limited to one per office. Bill also requested that Club president Chuck Pine prepare a brief, two-paragraph statement about where he thought the Club would be five years from now and how to get there. Chuck said he would consult with the rest of the Executive Committee on this matter.

[Continued on next page](#)

B. April 29th Workshop: Following up on the recent Club member theme night “Interpretations,” Chuck is putting together a workshop whereby members will describe how they prepared the images that they presented at the theme night, or any other composited image that they worked on in the past.

C. Expanding Visions 30: This year’s Expanding Visions 30 (‘Reflections’) will start on Thursday, May 9th, with an introductory Zoom session. That will be followed, on successive Thursdays, by two assignment sessions, a Zoom review session, two more assignment sessions and a Zoom review session, and a Zoom final review session. Members can either participate in the assignment sessions or complete the assignments on their own. Chuck and Helen expect to be in New York to attend the shooting sessions. Expanding Visions is free to members, and \$70 to non-members.



D. Year-End Competition: The year-end competition will take place at the June 3rd meeting. Members can submit up to 4 of the images that they submitted

during the year’s monthly competitions. These images can not have been changed from the versions that were originally submitted. Three judges are employed for the year-end competition; they do not give comments, only scores from 1 to 5. It was agreed to follow the same procedure as in the past few years: images will be submitted two weeks in advance; a Zoom session with the judges will take place and be recorded a week before; and then the recording will be shown to members at the June 3rd meeting.

E. Social Committee/Otto Litzel Year-End Dinner: The Otto Litzel Year-End Dinner is scheduled for Monday, June 10th. The outgoing Social Committee chair Natalie Manzino will contact members of the Social Committee to see who is available to organize the year-end dinner.

F. New York Metro Area Camera Council (NYMACC): Chuck reported that PWCC is a founding member of NYMACC, an organization of New York metro area camera clubs that meets to discuss organizational and related issues.

G. Dissolution Clause for Club Constitution: Chuck reported that the Executive Committee has begun the process of crafting language for the Club con-

stitution that will detail a procedure for dissolving the Club should the need ever arise. It’s anticipated that this will include conditions that trigger dissolution (e.g., drop in membership to certain levels, lack of officers), as well as how to dispose of any club assets or equipment. Park West is incorporated in Delaware as a nonprofit; as such, it cannot share the proceeds of any asset sales with members and must donate the equipment or assets to a nonprofit. It was stressed that there are no current plans to dissolve the Club; this action is being taken to ensure that there is a set procedure should the Club be dissolved.

Christine will contact a friend who handles pro bono cases for information on legal referrals.

Member Bruce Byers noted that members should think about what they want for the Club and come up with ideas on how to get there.

Member Raylie Dunkel added that she enjoys the camaraderie of photo walks and meet-ups with fellow members, and offered to help organize future gatherings. There is a list of members who are interested in ‘pop-up’ field trips that will be updated. Helen will

[Continued on next page](#)

send an email to all members to see who would be interested in participating in these outings and will circulate a list of members names and emails.

H. Other: There was no other new business.

I. From the Floor:

Bruce Byers noted that he will be visiting galleries in New York, in connection with the opening of his own gallery in Catskill, NY, and offered to include Club members when he does so. The updated list of members interested in pop-up field trips will be useful for this.

VII. Good and Welfare



A. From the Chair: Chuck noted that a full solar eclipse is happening on the afternoon of April 8th. It will be visible as a partial eclipse in this area if the weather is clear.

B. From the Floor: No Good and Welfare to report.

VIII. Adjournment: There being no further business, the Zoom meeting was adjourned at approximately 8:40 p.m.

Hummers

100s of kinds of hummingbirds nest in the American tropics, and more than a dozen in the western U.S., but east of the Great Plains there is only the Ruby-throated hummingbird. It is fairly common in summer in open woods and gardens. Hovering in front of a flower to sip nectar, it beats its wings more than 50 times per second.



Most of the Ruby-throats will arrive in the New York area in late April or early May. Migrating males usually arrive a week or so before the females at any given location.

The adult male has an iridescent ruby throat (hence the name), if you catch the light at a good angle, otherwise it looks black in most light.

Scam – Beware!

This is one of the latest scams going around. It is seeking your Social Security Number. This is how it works...

You get a phone call from someone who sounds quite legitimate. (S)he says some

Photo History



Le Violon d'Ingres created by Man Ray in 1924 sold for \$12.4 million in 2022, making it the most expensive photograph ever sold.



The world's first photograph was taken in 1826 by Joseph Nicéphore Niépce, requiring an exposure of eight-hours.

thing like “the new Social Security cards are being sent out and we have to verify your current card.”

The scam uses your SSN to drain money from your bank or other accounts leaving you with nothing left.

Print Salon

by Larry Rubin

The next meeting of the PWCC Print Salon is scheduled for Tuesday, April 16th, at 4:30 p.m. at the home of Larry Rubin. The address is:

740 West End Avenue
(at 96th Street)

Apt. PH-B

The phone number is:
(917) 596-8500

Our theme will be “Crop/ Don’t Crop.” In addition to subject and lighting, how we compose an image is at the core of the picture-taking process. For the April meeting, print salon members are asked to select an image and refine it however they want in Photoshop, Lightroom, whatever program you use. Then they should crop the image, again, in whatever way and to whatever extent seems reasonable, and print both. At our meeting we will examine and discuss the two prints of the selected image. The goal, among other things, is to deepen our understanding of what goes into the decision to crop an image and whether the resultant image is stronger—or perhaps not as strong—as the original. It promises to be a lively discussion.

If you would like to attend please let me know at the above phone number.



Condolences

Harold Blum, a leading voice in psychoanalysis for over fifty years, died in late March at the age of 94. He was the husband for 71 years of Park West Camera Club member, Elsa Blum.



Dr. Harold Blum, former Director of the Sigmund Freud Archives and former editor of the Journal of the American Psychoanalytic Association, leaves behind a vast body of work. Over his six decades as a practicing psychoanalyst he published 200 scientific papers, wrote or edited ten books, and taught around the world.

Elsa and Harold hosted several Club Labor Day

picnics at their home in Roslyn, Long Island. They attended many other PWCC social events, most recently the 2023 Holiday Party.

Donations can be made to the Leukemia and Lymphoma Society, <www.givenow.lis.org> or the New Israel Fund, <www.nif.org> An obituary has been posted at <www.dignitymemorial.com/obituaries/great-neck-ny/harold-blum-11737125>

Galapagos

by Evelyne Appel

The Galapagos islands are beautiful islands off the coast of Ecuador. They are volcanic so you always walk on lava. You must follow narrow paths with birds on either side who are not afraid of you even if they are nesting.

It is a very rare experience.

You see the boobies having an argument and the male Frigate Bird inflating his red pouch to impress his lady. The sea iguanas remind me of some creatures from the monster movies of long ago.

Photographing these islands was a privilege and a fantastic life experience.



All Images
©2010 Evelyne Appel

PDI Workshop

The March PDI Workshop (projected digital image) had 10 images from five Club members. We looked at and commented on all of them. Some of the images were opened in Photoshop and adjustments made based on the comments by all the Club members in attendance.

Here are some of the results from the workshop...



We all thought Michael Schleiff's subway shot was a funny and well done image but that it could use a couple of minor corrections. First, we used **Edit > Transform > Distort** to straighten the lines in the tiles on the back wall. Next, we removed the striped sign on the right edge of the image by selecting it with the **Rectangular Marquee Tool** and then used **Edit > Content-Aware Fill...** to replace the sign with tiles. Finally, we used the **Spot Healing Brush** to fill in that white spot on the left side of the image.



Continued on next page



Paul Grebanier’s street shot was busy, “too busy” many of us thought. Paul disagreed! We used the **Crop** tool to eliminate areas on the left side and bottom of the image to concentrate the viewers eye on the bike rider and steam. We also removed the trash can by selecting it with the **Lasso** tool and then using **Edit > Content-Aware Fill...** to fill in the area.



Charles Levin’s shot in the park was a nice capture of the two kids but the background was too busy. We used the **Crop** tool to get rid of most of the distractions but were left with the gate in the hedges. We selected that area with the **Lasso** tool and used both **Edit > Content-Aware Fill...** (top right) and then **Generative Fill** (bottom right) to fill in the selected area. Which do you prefer?



Continued on next page



This panned image of a wood stork in flight by Chuck Pine had only one flaw—it was too centered. We suggested adding more space on the bottom of the image to put the bird on the upper “Rule of Thirds” line. This was done using the **Crop** tool set to **Content-Aware Fill**. We pulled down from the bottom of the image and hit “enter”—and voilà!



We liked Evelyne Appel’s image of the French flag flying in the breeze. The sky, however, was quite noisy. We went to **Filter > Camera Raw Filter...** and opened the **Detail Panel**. We moved both the **Noise Reduction** and **Color Noise Reduction** sliders all the way to the right (+100) to remove the noise. We then used the **Spot Healing Brush** to remove the flagpole on the right and a small tree branch on the left.





Jay Bitkower's night shot needed a little work. We used **Select Subject** to isolate the two guys. A **Brightness/Contrast Adjustment Layer** was used to lighten them up slightly. The selection was then **Inverted** and the background was given a slight **Gaussian Blur**. Next, the bright sign in the background was selected with the **Lasso Tool** and then painted with a pink color and the **Brush Tool** set at a 10% **Opacity**. Finally, we used the **Crop Tool**, set to **Content Aware Fill**, to extend the bottom of the frame and add the cut-off part of the shoe.



Paul Grebanier showed us two versions of the same image and asked us which we liked the best. Most of us agreed that the image on the left had too much going on in it. The almost-monochrome shot was our choice.

Curtain Raisers

by Helen Pine

Curtain raisers are short (*no more than five minutes*) photography programs (*with a minimum of narration*) presented by Club members prior to our guest speakers.



Apr. 15th Marilyn Thypin
 May 20th Paula Paterniti



April Birthdays

by Natalie Manzino

Here's the list of the Club members who celebrate their birthday during this issue:

Madeleine Barbara
 Paul Perkus
 Laura Toledo

Committee Liaisons

The Executive Committee (ExCom) has decided to continue for this coming year with the committee liaison model to spread the responsibility among the entire Executive Committee.

Here's how it'll work: Each ExCom member (the five elected officers) will be assigned committees as a liaison. Each committee chair or co-chair will report to the ExCom through this liaison. In this manner, it is felt that communication will flow much more smoothly, in both directions, between the committees. In addition, any concerns raised by the ExCom will be passed along to the committee chairs through the liaisons.

Here are the committee liaison assignments for this Club year:

Archive	inactive
Competition	Michael
Field Trip	inactive
Gallery	inactive
House	inactive
Membership	Helen
Photo Notes	Chuck
Program	Christine
Social	Joe
Website	Michael
Workshop	Joe



Photo Notes Deadlines

<u>Issue</u>	<u>Deadline</u>
May	May 6th
Summer	June 3rd

The sooner articles and items are submitted to *Photo Notes*, the quicker the editing and revision process can begin. Once all items are in place the draft copy of *Photo Notes* will be sent to the editors who will then have several days to edit and return their comments.

Upon completion, the *Photo Notes* issue will be sent to all members and to the Website Committee to be uploaded to www.parkwestcameraclub.org





PSA Membership

The Club is a member of PSA, the Photographic Society of America. Are you?

Benefits of Membership

- PSA-Recognized Exhibitions
- Study Groups
- Photography Recognition
- Society Recognition
- Monthly Journal
- Online Education Course
- Personal Gallery Page
- Individual Competitions
- Member Discounts
- Webinars



Enjoy photographic opportunities, seminars, workshops, and meeting members from around the world.

Speakers, workshop leaders, schedules, and registration information will be available in the near future at the website <www.psa-photo.org>



Scavenger Hunt

Last month's theme was images of *Street Art and Graffiti*. Six Club members sent in images on this city-wide phenomenon—which some consider art and others call it vandalism

Here they are...

Next month's theme is... **Public Transportation**. Shoot a moment on a bus, subway, or whatever—whether it's the peak of rush hour or a solitary passenger lost in his/her thought.

Submit your one image file, sized as for all Club entries, by April 30th to [<pwccny@aol.com>](mailto:pwccny@aol.com)



Lost Liberty
© Evelyne Appel



Seattle Graffiti
© Helen Pine



Music to My ears
© Elena Pierpont



Life Merges with Art
© Janet Susin



Wynwood Walls 16
© Chuck Pine



Belfast Graffiti
© Elayne Dix

Instagram

by Julie Foehrenbach

PWCC is on Instagram!

The Club launched a page on Instagram in December of 2021. Instagram is a social media platform that focuses on pictures more than words. It just seemed a natural for a camera club. Other local clubs, including Sierra Club NYC and the Bronx Photographic Society, have had a presence on Instagram for several years.



Our goal is to attract new followers and, potentially, members to join Park West.

Our approach is to post only those images entered in PWCC Competitions that earn a score of A or higher, and whose owners have allowed their work to be posted.

As of April Fools Day, we have over 500 posts and about 500 followers—and growing.

If you haven't signed on to our Instagram page, why not give it a shot?

To visit the PWCC page, download the Instagram app on your mobile phone or go to [instagram.com](https://www.instagram.com) on your computer. You don't have to post anything to be able to see the work of others. Search for @Parkwestcameraclub. And once you're on Instagram, be sure to follow our page.

Position Open



Social Committee Chair

Natalie will no longer be available for our three party events—the *Chuck Pine Labor Day Picnic*, the *Holiday Party*, and the *Otto Litzel Memorial Dinner*. She would like a Club member to take over as chair. She will be happy to continue sending out the "sunshine" cards.

If you are interested, please contact an Executive Committee member.

Thanks!

On the Website

by Michael Schleiff

The Club has set up forums for all members to use. The topics—which you join or create—could cover any area of photography and imaging including, but not limited to, how-tos, gear, Photoshop, Lightroom, plug-ins, and much more.

To get access to a forum, you must be signed in to the Club website with an active email address. After logging in, go to *PWCC Members Discussion Forums* on the dropdown menu and click to enter. As you scroll down you'll see a basic explanation of how these forums work, along with a how-to video. At the bottom of the page, there will be a heading for *Park West Camera Club*, with a button, *View Topic*.

Once selected you will see the topics that have been set up along with a button to *Create New Topic*. You can view the topics and all the posts. You may even post a comment of your own.

All signed-up members will receive an email notice when new posts have been added. (You can easily *opt out* from any of the forums.)

Any questions, regarding the forums, contact me at my personal email address mrscheliff@gmail.com

Thank you and enjoy the PWCC forums.



About (Y)our Website

by Michael Schleiff

Park West Camera Club's website offers an array of topics for your review. The site should be your go-to place to get information regarding the Club. Following is just a partial list of sections that can be found on the website:

- Home Page—This is our face to the Internet world. On it is a listing of all the latest news and an upcoming schedule of events. We highlight the latest competition winners in a continual loop for everyone to see. In addition, there's a direct link to the latest edition of *Photo Notes*. New issues are uploaded immediately upon their release each month. Finally, under the masthead, there is a menu area that lists 12 different areas of various Club info, some of which are:
 - Newsletters—10 years of past *Photo Notes* are available online and may be downloaded.
 - Organization—features the latest PDF files containing membership information
- including the PWCC Constitution and Bylaws. In addition, there is a "Resource Link" submenu. Listed here are web links to various imaging-related websites. Included are sites offering Photoshop and Lightroom help. We are always looking to add links, so if you have any photography-related websites that you would like to add, please contact us.
- Competition Manual & Labels—this is where the Monthly Judging Guidelines and Competition Manual are to be found. The Competition Manual includes detailed specifications on presenting PDI images for entry into competitions.
- Member Galleries—are available to show your work on the web. They can be accessed in the Member Galleries Menu or directly from any web browser by searching Park West Camera Club and your name. Instructions for setting up a gallery may be found at the first dropdown in the Club Members Galleries menu "Instructions to Create a Members Gallery." If you have any

questions, please follow up with the website committee.

- How-to Videos, Notes, and Speakers—all speaker talks have been recorded and uploaded to the website. In addition, we have how-to videos covering various techniques for editing your photographs.

Your Website Committee is continually uploading new and exciting information to the website. The goal is to make www.parkwestcameraclub.org a primary source for Club and imaging information. We are always looking to expand the website. If you have any ideas, please contact Michael Schleiff or Christine Doyle.

Shortcuts

Actions, found in Photoshop, are sequences of steps that can be recorded and later played back on a different image. This can include complex editing steps, combining different tools and effects, and even incorporating text or layer adjustments into your images.

Where to Go

Women's History

Women's History Month is celebrated every year in March. This annual observance highlights the contributions of women to events in history and contemporary society.

Did you visit any of these sites last month? As the saying goes, "Better late than never."



Harriet Tubman Underground Railroad Nat'l Hist Pk
Church Creek, MD



Belmont-Paul Women's Equality Nat'l Monument
Washington, DC



First Ladies Nat'l Hist Site
Canton, OH



Mary McLeod Bethune Council House Nat'l Hist Site
Washington, DC

Women's Rights Nat'l Hist Pk
Seneca Falls, NY



Clara Barton Nat'l Hist Site
Glen Echo, MD



Rosie the Riveter WWII/Home Front Nat'l Hist Pk
Richmond, CA



Eleanor Roosevelt Nat'l Hist Site
Haviland, NY



Where to Go

Amtrak

Train travel is often overlooked. Why should you take the train for your next trip? It's cheap, relaxing, scenic, environmentally friendly, and offers great photo ops along the way. Need more reasons to ride the train? You'll have access to private sleeping rooms, quiet cars, dining and lounge cars, and comfortable seating with amazing views.

Here are the routes which begin/pass through/or end in the Big Apple...



Adirondack
Montreal-Westport-Saratoga Springs-Albany-New York



Keystone Express
New York-Philadelphia-Paoli-Downingtown-Lancaster-Harrisburg



Lake Shore Limited
New York-Albany-Buffalo-Cleveland-Toledo-Chicago



Acela
Boston-New Haven-New York-Philadelphia-Wilmington-Washington, DC



Ethan Allen Express
Rutland-Saratoga Springs-Albany-New York



Maple Leaf
Toronto-Niagara Falls-Buffalo-Rochester-Syracuse-Albany-New York

Alternative Uses

There are literally hundreds, maybe thousands, of things you can buy and then use for something for which they were not intended. This is especially true in the world of photography.

Here's one that I recently came across while going through my emails. It popped up in one of those side ads for Amazon <www.amazon.com>

It's called "Waterproof Ear Covers." They come in a pack of 200 pieces. And best of all, they cost under \$8.—that's less than 4¢ apiece.

They make perfect lens covers! They will protect the front of your lens from rain, from splashes, from blowing dust or sand. They are easy to put on the front of your lens; and easy off. They take up no room in your camera bag or pocket. And if you lose it,... who cares?

Best of all, they're clear plastic, you can shoot through them for creative effects (think *Expanding Visions*).



Monochrome Wildlife

Since its inception, the prestigious *Monochrome Photography Awards* has enjoyed unflagging popularity, recognition, and respect in the world of black and white photography. Here are some of the top images from the 2023 wildlife division.



1st Place Winner
Our Kingdom
© James Lewin (Kenya)



2nd Place Winner
Whale
© Andre Estevez (United States)



3rd Place Winner
Baby Back
© Baiju Patil (India)



Honorable Mention
Elephants at Dusk
© Xavier Ortega (Spain)

Check them out at their website
<www.monoawards.com> or
enter their 2024 contest.

Monitor Calibration

Calibrating your monitor isn't something that many casual computer users think much about, but for many photographers, it is critical! A calibrated monitor will accurately show you the colors and tones in your images, so when you share or print them, you have done everything you can to ensure the final photo is seen as you intended.

The calibrating of your monitor isn't a difficult, or time-consuming process,

nor too expensive these days. It does require the purchase of a device called a colorimeter and then installing its software on your computer. Once you're set up, it'll take you less than 15 minutes to calibrate your monitor. Calibration should be done every few months to assure that you continue to get top results.

Two colorimeter/software packages are out there that top the list for offering the best quality and bang for your buck.



Datacolor SpyderX Pro
\$130



Calibrite Display 123
\$119

Repetition

Repetition means repeating the same or similar objects multiple times in a photo to create a good composition. For example, you can capture numerous tennis balls next to each other or like architectural elements that align to form an aesthetically pleasing layout.

When you consciously look for something specific, you'll be more than amazed by what you find when you're just walking around with your camera. Sometimes you'll find linear repetitions, sometimes it'll be in the form of patterns.

Filling the frame creates a unique abstract effect, but it can also give the impression of a large number of repetitive



The Lineup
©2021 Chuck Pine

elements in your photos. You can easily achieve this by zooming in enough to fill your frame with repetitive patterns without leaving empty space.

Some common examples of this technique are brick walls, bicycles parked in a line, faces in a crowd, etc. Any repetition of the same or similar objects can work.




Photo Shorts

Latest Leica



The Leica SL3 delivers the best digital image quality ever seen in a Leica camera! Its 60MP full-frame CMOS sensor is capable of handling up to 15 stops of dynamic range. It also has a sensitivity range up to ISO 100000. The SL3 features the L-Mount resulting in a ton of lenses from Leica, Sigma, and Panasonic. The camera body alone lists for \$6,995.

\$18,000



After its release by Fujifilm the new Special Edition X100VI quickly sold out all of its stock. The 1,934 units sold as limited-edition versions of the camera, with unique body decorations, celebrated the company's 90th anniversary since its founding in 1934. If you're interested, one of these was spotted on eBay for a price of \$18,000!

Fast 50



Sigma has just announced the 50mm *f*-1.2 DG DN Art lens for L-Mount and Sony E systems. This is among the fastest lenses they've ever released, offering exceptional performance in low-light conditions, as well as giving you the utmost in depth of field. What's truly special about this normal-length prime, though, is its sleek design. Price: \$1,399.

All-in-One Nikkor



Nikon is announcing the Nikkor Z 28-400mm *f*-4-8 VR lens. It's a versatile, wide-to-super-tele zoom lens for its Z line of mirrorless cameras. The lens's compact build (only 1.6 pounds) coupled with its expansive zoom range makes it an excellent choice to go anywhere with and confidently capture a variety of subject matter including sports, travel, wildlife, and other genres of photography. The price is set at \$1,296.95

PureRAW 4

DxO PureRAW 4 is new software that supercharges all of your cameras and lenses, new or old. Sliding into any workflow, it enhances your RAW files, giving unbelievably clean and detailed results thanks to unrivaled de-noising and de-mosaicing, and exclusive lens profiles created in DxO's purpose-built laboratory.



PureRAW 4 is available for both Mac (macOS 14 Sonoma or later) and Windows® 10 version 21H2 or 11. A lifetime license is \$119. You can try it out with a 14-day free trial by going to <www.dxo.com>

Landscape Tip

Use A Tripod to Eliminate Camera Shake

Landscapes usually require a great Depth-of-Field, which means a slow shutter speed, which means camera shake. Using a tripod will prevent camera movement.

The Ethics of PJ

by Chuck Pine

Recently, I was reading an on-line article regarding the ethics of photojournalism (PJ for short). Basically, the realm of photojournalism is capturing moments that tell stories. And these stories are supposed to be truthful. This raises the question of how much editing is permissible for these images.

It's crucial to understand that PJ aims to give an accurate and truthful representation of events. The integrity of the photograph is fundamental! Ensuring that the narrative remains unaltered is critical! The guiding principle is clear: any modification that changes the factual story or misleads the viewer is a no-no.

Since all digital images must/should go through some post-processing, just what is permitted and not permitted? Here are the basic guidelines...

Do This

- **Color Correction:** Adjusting the white balance and color tones to reflect the scene more accurately is generally acceptable. These adjustments correct or camera or lighting limitations, helping the image depict what the human eye sees.
- **Cropping:** Cropping the image is often necessary to focus the viewer's attention on the main subject, remove distractions, or fit the final layout. However, it must not alter the context or meaning of the image.
- **Brightness and Contrast:** Adjusting brightness and contrast can help to recover details that are too dark or too bright, especially in challenging lighting. Like color correction, the goal is to mirror the scene's true appearance.
- **Sharpening:** Sharpening can be applied to enhance

clarity, especially if the image is slightly soft. Over-sharpening, however, can introduce artifacts and is generally frowned upon.

Don't Do This

- **Manipulating Content:** Adding or removing any elements from an image (e.g., people, objects, backgrounds) is prohibited as it alters the reality the photo represents.
- **Misrepresentative Filters:** Applying filters or effects that dramatically change the image's mood or perception is not allowed. This kind of alterations can mislead viewers, affecting their understanding of the event.
- **Selective Editing:** Altering specific areas of an image to highlight or downplay certain elements can bias the viewer's perception and is therefore unacceptable.



Using Your Camera

by Chuck Pine

Burning Brillo

To shoot spectacular steel wool images, you need to use a long exposure—long enough to get both still elements and those elements in motion.

Here's what you'll need:

- Camera and lens (a wide-angle-to-short-telephoto zoom lens would be your best choice)
- A tripod and remote shutter release (or the camera's self-timer function)
- Steel wool (despite the subtitle of this article, don't use Brillo, or SOS, or other steel wool that's infused with any soap or other substances)
- String
- A lighter or matches
- Low light
- Protective equipment (glasses or goggles, gloves, a fire extinguisher, etc.)


Here's what to do:

1. Make sure you choose an open space that is free from materials that can catch on fire.
2. Set up your camera and tripod. Be sure to attach the remote shutter release.
3. Set the camera to Manual exposure mode and also to manual focus. Set the ISO to automatic. Set aperture
4. Tie a 3' length of string securely to the steel wool. (This can vary depending on the height of the person twirling the steel wool, the angle of the spin, etc.)
5. Set the steel wool on fire and have someone swing it in a circle—over their head, in front of them, to their side, wherever.
6. Once the steel wool is in full swing, take the shot using the remote switch.



Photo History

The first photograph that included a recognizable human form was *Boulevard du Temple* taken by Louis Daguerre in 1838 in Paris. Due to the long exposure, moving objects didn't get recorded, but a man getting his shoes shined sat still long enough to be captured on the glass plate.



PhotoShpping

by Chuck Pine

Defringing

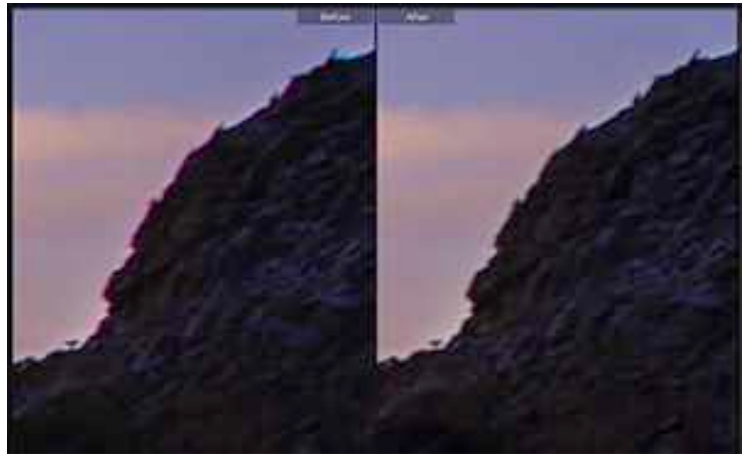
If you see those nasty pink, purple, blue, or green lines around the edges of your image, especially visible sometimes after you apply post-processing, you may be able to get rid of them with just one click (especially if it's a Raw image). Here's how:



When you zoom in to 300%, you can see Chromatic Aberration problems in this image — the lines lines/ halos around the edges of the image.



In **Lightroom** go to the **Lens Corrections** panel and click on the **Remove Chromatic Aberration** checkbox (as shown above).



Here's a close-up before/after from that same image with nothing more being done than turning on that one checkbox.



In **Adobe Camera RAW** go to the **Optics** panel and open the **Defringe** section. Click on the eyedropper icon and then on the fringe (in the image) you want to remove.



B&H Event Space

The B&H Photo Event Space offers free virtual workshops. Here are a few of the upcoming offerings



Thu, Apr 18
Text to Image Generation
Clifford Picke and
Susan Magnano

Tue, Apr 9
Photography Critique
Steve Simon



Thu, Apr 18
Photographing in Hard Light
Speaker: Scott Robert Lim

Wed, Apr 10
Lighting: Constant Lights
Tony Gale



Tue, May 7
Photography Critique
Speaker: Steve Simon

For more B&H Event Space workshops and info go to bhphotovideo.com and click on "Event Space."

Mon, May 6
Lighting Part 3: Speedlites
Tony Gale



Night Shooting



America’s national parks are breathtaking in the daytime, but at night they take on an otherworldly beauty. *National Parks at Night* hand-crafts night photography workshops that provide world-class education both in the classroom and in the field. You’ll get individual attention and come away with awe-inspiring images of natural nocturnal splendor.

Here are some of their upcoming workshops, both in the US and abroad...



Hawai’i Volcanoes Nat’l Park
June 6-12, 2024
\$5,995

Iceland: Westfjords Camping
August 31-September 7, 2024
\$5,995



Gateway Arch & Northern
Route 66
October 18-23, 2024
\$2,695



Morocco
November 10-24, 2025
\$11,995

Puerto Rico
November 15-23, 2025
\$7,995

Landscape Tips



Use the foreground as an intro to the photo by placing your camera lower to the ground. The image will stretch into the distance and create a simpler composition for the viewer.



Integrate sky, clouds, and the sun in your image. These other components of the landscape add contrasting features that draw the eye of the viewer.



Showing action or movement in a landscape can bring unique results to your pictures. Water, wildlife, any kind of motion can give that extra oomph to any image.



JUROR:
JOEL SMITH, THE RICHARD L. MENSCHEL CURATOR AND
DEPARTMENT HEAD IN PHOTOGRAPHY AT THE MORGAN
LIBRARY & MUSEUM IN NEW YORK

DEADLINE:
MAY 15, 2024

SUBMIT TO:
PHOTOREVIEW.ORG

PRIZES
EXHIBITION - PUBLICATION - GEAR

THE 2024 PHOTO REVIEW
39TH ANNUAL
INTERNATIONAL
PHOTOGRAPHY
COMPETITION

HVERFORD
COLLEGE

DIGITAL SILVER IMAGING

thinkTANK

SHADES OF PAPER

PHOTO+GENIC
SUPPLY & CO.

RED RIVER PAPER

PHOTO
LOUNGE

BOOKSMARTSTUDIO

NYMACC Field Trip to Central Park, NYC

May 4, 2024

Rain date: May 18, 2024

The New York Metro Area Camera Councils field trip to Central Park to photograph both popular and lesser known areas.



Enjoy the park from a different perspective... musicians, foliage, birds, animals, horse and carriages, street scenes, reflections, castles, bridges, and so much more....


From 2pm-sunset



Photographers of every level, various camera gear, including tripods, and eternal curiosity are welcome. Photo ideas, techniques and support will be shared on a friendly, informal basis.




Register deadline: April 28, 2024
Registration does not include food.
NYMACC Member cost: \$10
Non-NYMACC Member cost: \$15
Reminder: NYMACC photo club membership includes all members of that club.



REGISTER

www.nymaccphoto.org/nymacc-field-trip

PWCC members pay the NYMACC member cost.



Panorama of the Month



Tulip Field ©2012 Chuck Pine

Eagles in Winter

Denise Ippolito's "A Creative Adventure" is offering another trip to Alaska to photograph eagles in the snow and other wildlife and scenery. The trip begins in Homer, Alaska, and will be going out to Katchemak Bay and surrounding areas each day, via boat, to shoot these majestic birds in their natural environment. There will either be two 2-hour boat trips or one 4-hour boat trip daily, depending on weather, tides, and local conditions.

This trip will be led by A *Creative Adventure* tour leader Donna Bourdon. It includes photo instruction; a short informal meet & greet with slide program to get you acquainted with conditions, camera settings, etc.; all boat fees and boat-related expenses (excluding tips); ground transportation to the dock and back to the hotel each day; and five full days of photography from either the boat or on land. Not included: your airfare to and from Homer, AK (through Anchorage); lodging and all personal items; all meals and beverages except breakfast--it is included with your lodging; tips for the boat captain, etc.

Even though this trip is scheduled for February 10-14, 2025, it usually sells out quickly since there will be only five participants.



The total cost for the trip is only \$5,700. A non-refundable deposit of \$2,000 is due now to hold your spot. Final payments are due September 15, 2024 via check or wire transfer only. Credit cards are not accepted for any payment other than the deposit.

Here's the link to register www.deniseippolito.com/workshops/alaskas-bald-eagles-in-winter-february-14-18-2022-jtjaw-xe669-j893w



The 2024 *Lightroom Virtual Summit* is coming May 20th to 24th!



Circle the dates, add it to your calendar app or write it on a post-it note.

Hours of free classes from the best instructors! More info is on the way.



WOMEN STREET PHOTOGRAPHERS
 GROUP EXHIBITION OF 85 PHOTOGRAPHERS
 SOLO EXHIBITION OF MSP ARTIST RESIDENCY WINNER
DEBRANI DAS
 CURATED BY GULMARA LYABIR SARDULOVA

APRIL 12-29, 2024
 OPENING RECEPTION
 FRIDAY, APRIL 12
 6-8PM

215 EAST 99 STREET
 NEW YORK, NY 10029

ADRIANNE RYAN
 ADRIENNE HUTCHINGS
 AGNES BURGER
 ALEXANDRA AYLONETIS
 AMELIA SABONE MATTEW
 ANDREA KLASCHNER
 ANNA BIRET
 ARACELI HERNANDEZ CHAPARRO
 B. JANE LEVINE
 BETTY GOH
 CAROL DRONSFIELD
 CHARLOTTE STONE
 CHELA CRINNION
 DAGHARA DILLING-BOER
 DANIELLE L. GOLDFEEN
 DAWN EABLETON
 DEB FONG
 DEBORAH COLE
 DORIE HAGLER
 ELIZABETH COMLE
 ERICA READE
 EVA MALLIS
 FANJA HUBERS
 FRANCESCA BRECCIANOLI
 GILLIAN PECKHAM
 HANA PESKOVA
 HYUN SUK KIM
 JEAN ROSE
 JENNA HULLALL-BARSTON
 JOAN FIFEEN
 JOAN MORSE
 JOANA TORO
 JUDITH KRASINSKI
 KARYAYA NEW
 KASIA TROJAK
 KATARZYNA BRBANEK
 KATE CASH
 KATHERINE BENDOZA
 KATHRYN RUSSELLER
 KATIE COFER
 KELLY BECKTA
 KIRSTEN MURRAY
 KOMAL DEBI SOHAL

LATEFE BAUDET
 LESLIE FRATKIN
 LIL STEINBERG
 LISANDRA ALVAREZ
 LIV LATORCIA HABEL
 LOU GILBERT
 MANIA DE FRAETER
 MARGARITA MAYROMICHALIS
 MARIA PLOTNIKOVA
 MARIANA BASURTO
 MARIANTHE EPHTHIOTOU
 MARILYN STRUSSA
 MAUDE BARDET
 MELISSA OSHAUGHNESSY
 MISSY BRENNMEYER
 MADINE TAEJLER
 NANCE FLEMING
 NATALIE BEHRING
 NEYER EDIT
 NINA PAPIDREK
 ORA BIERKLI
 PAULA-MIA GAVRIELITA
 POLLY RUSYN
 PUSPITA CHONDHURY
 RANDY BATUSQW
 REGULA TSCHUMI
 SALLY COGGE
 SANDRA JETTON
 SANDRA CATTARNO ADOERNO
 SARAH SIMON
 SCARLETT FREUND
 SIMONA GALLETTI
 SOPHIA TSOURAKI
 SONIA GOYDENKO
 SONIA SIMBOLO
 SUSANA SANCHEZ
 SUSANA BARBERA
 TOM EE SEW
 TUNA ANGEL
 USMI ERANT
 VIRGINIA HINES
 ZER ERDOGAN

Visionary Workshops

The goal of Joe Reardon's *Visionary Photography Workshops* is to provide you with individual attention and to help you create images with more impact and help you develop and define your individual vision.

To accomplish this, prior to each workshop you will be interviewed to determine your specific experience level and your goals. During every workshop the instructors never shoot along side you—they give 100% of their time to

help you improve your photography skills. Here are a couple of the upcoming 2024 workshops...



Tuscany Experience
 May 1st - 9th
 \$6400



Oregon Coast Odyssey
 July 7th - 12th
 \$1950

For a complete list of the workshops and all the details, go to www.visionaryphotographyworkshops.com



2024 "Odyssey of Light" Webinar

Saturday and Sunday - April 13 and 14
8:30 AM - 12:30 PM ET

4 Great Speakers

Deborah Sandidge, Joel Grimes, Carol Guzy, and Sarah Leen

1 Low Price - \$40

All Ticket Holders Receive a \$20 Gift Card

To learn more about the speakers and their presentations and register for the webinar go to
<www.mdphotoalliance.org/odyssey-of-light-2024>

Kenya by Helicopter

With 40 wildlife reserves, multiple species, stunning deserts with giant dunes, and white sand beaches with turquoise water filled with exotic sea life, Kenya is the most diverse African country and the ultimate "Out of Africa" experience.

Spotting wildlife from the air is an experience like no other, and Kenya provides ample opportunities for thrilling aerial encounters. Herds of majestic elephants roam freely, while graceful giraffes stretch their necks towards the sun.



Your *personal itinerary* is tailor-made for your needs as a photographer. Choose to travel alone or with photo mates and plan the dates you wish to travel. Each safari is hand-crafted by a local Kenyan team with hundreds of hours of field experience, and intimate knowledge of the places you will visit.

For more details visit
<www.mackayafrica.com>



Schedule of Activities

Park West Camera Club meets just about every Monday night (with some exceptions for a few holidays and a shortened summer schedule).

Due to the coronavirus pandemic, Club activities will be virtual using the Zoom software—until further notice. Members will be emailed all the information necessary to log in and participate. Guests may request log-in details by emailing Park West Camera Club at <pwccny@gmail.com>

Check the Club's Website <www.parkwestcameraclub.org> for late-breaking details on meetings and other PWCC activities.

Competition meetings will begin at 6:30 p.m. All other meetings will begin at 7 p.m. You may log-on using Zoom software 15 minutes prior to the start time.

Listed below are all PWCC activities. Some Photo Ops (offering opportunities to take photos) and Photo Events (of interest to photographers) are also listed.



* Sunday, April 7
Entry Deadline
Spot Color

Spot color allows you to choose one color and turn the rest of a photo into black-and-white. This is not a hard and fast rule. You may interpret it as you see fit. How many colors, how much color, and so forth. You can accomplish spot color completely either in-camera, do all the work in post-processing, or combine both techniques. It's up to you. We'll share all the images at the meeting tomorrow, April 8th. Your images should be sized as for competitions. See page 5 of this issue of *Photo Notes* for sizing and labeling requirements. Send no more than 10 of your images to <pwccny@gmail.com> by 12 noon today.

* Monday, April 8
Photo Op
Solar Eclipse

A total solar eclipse comes to North America today. It will cross northern New York State (if you're willing to travel).



New York City will see only a partial eclipse with 89 percent coverage. The viewing will start around 2 p.m., peak around 3:25 p.m, end around 4:36 p.m. **Warning:** *Do not look directly at the eclipse unless you have a pair of special "eclipse glasses."* Similarly, *don't aim your camera at the eclipse without a special "mylar filter."* (You can use a neutral density filter of 15 stops or more.)



* Monday, April 8
Theme Night
Spot Color

Tonight we'll share all the images that members have submitted on the theme of "Spot Color." See the April 7th entry, above, for the rules of entry. This should be another great evening!



Sunday, April 14
Photo Op
Greek Parade

The Greek Independence Day Parade has been held annually along Fifth Avenue since 1951. The event celebrates the Greek culture and marks the anniversary of Greek freedom from the Ottoman Empire, which was declared in 1821. The parade kicks off at 1:30 p.m. moving up Fifth Avenue from 64th Street to 79th Street.



* Monday, April 15
Guest Speaker
Grayson Dantzig

Grayson Dantzig, the son of the late world-renowned photo-journalist Jerry Dantzig, is a photographer, author, singer /

songwriter, published poet, and photo archivist. He edited and wrote the introduction for his father's *New York: The Fifties in Focus*. Grayson wrote *Billie Holiday at Sugar Hill*. Find out more about Grayson at

<www.graysondantzig.com>
The curtain raiser for tonight is longtime Park West member Marilyn Thypin.

DON'T MISS THE DEADLINE!

* Wednesday, April 17
Image Deadline
PDI Workshop

The deadline for submitting images for this Thursday's PDI workshop is tonight at 11 p.m. Members may submit up to two images for a critique and suggestions for improvement. Some images will be worked on with a variety of photo-editing software. Only images from the first 10 members to send them in will be reviewed at this workshop. Other Club members may join in to view and comment on the images and demonstrations. Send your images to this email <pwccny@gmail.com>



* Thursday, April 18
PDI Workshop

PWCC members are invited to participate in this month's PDI workshop. (See the entry for April 17th, above.) The link to this workshop will be sent to the membership in the Club's weekly reminder.



Monday, April 22
Photo Op
Earth Day

Earth Day is an annual event to demonstrate support for environmental protection. First held on April 22, 1970, it now includes a wide range of events coordinated globally by <www.earthday.org> The official theme for 2024 is "Planet vs. Plastics." One of the best ways to connect with the Earth is to go on a walk with a trash bag and clean up any plastic that you find. Just be sure to take some photos.



* Monday, April 22
No Meeting
Passover

There will be no meeting tonight due to the Jewish holiday of Pesach (Passover). To those participating in this eight-day celebration, enjoy tonight's first seder.



© Keith Ellenbogen

Wednesday, April 24
Photo Event
Sierra Photo

The New York City Sierra Club Photography Committee is holding its monthly meeting tonight. The guest presenter tonight is Keith Ellenbogen. He is an acclaimed underwater photographer with a focus on

environmental conservation. Through Keith's photography, he seeks to evoke a sense of discovery and create intimate, personal connections to inspire positive social change and a global understanding of the world around us. Keith is an Assistant Professor of Photography at SUNY/The Fashion Institute of Technology, a visiting artist at Massachusetts Institute of Technology, and a senior fellow of the International League of Conservation Photographers. Find out more about Keith at his website

<www.keithellenbogen.com>

This meeting will be live and in-person at the Soho Photo Gallery, 15 White Street at 6:30 p.m. as well as

on Zoom. You must register at Eventbrite <www.eventbrite.com> and make a small donation. To learn more about the Sierra Club Photo Committee, visit <www.sierraphotonyc.com>



* Monday, April 29
Workshop

Tonight's workshop is all about compositing—combining images in software. A half dozen or so Club members will present short programs on how they work on a composite image from start to finish.



*Monday, April 29
Entry Deadline
Competition

PDI entries are due by 11:59 p.m. tonight for next week's monthly competition. See page 5 of this issue of *Photo Notes* on how to prepare your images. More information is available in PWCC's *Competition Manual*. Send your two entries to <pwcccompetition@yahoo.com> and send them as a backup to <hfklein@mindspring.com> (You can send them in one email by entering both email addresses in the "To" line.)



Sunday, May 5
 Photo Op
 Five Boro Bike Tour

This bike tour takes its riders through all five New York City boroughs. It kicks off at 7:30 a.m. from 6th Avenue and Franklin Street (right around the corner from the Soho Photo Gallery) and then works its way through all the boroughs and ending up in Staten Island. It is not a race, just a fun outing with lots of places to shoot the bikers (with a camera, of course). For complete details and maps of the route, go to www.bike.nyc

* Monday, May 6
 Monthly Competition

Tonight is the 8th and final monthly contest of the Club's 2023-2024 year. Who will win the top honors? What will the judge say about your images? Will you agree? The only way to find out the answers to these probing questions is to enter and join the Zoom meeting. Full rules are available from the Competition and the Membership Committees, and on the PWCC website. Your two PDI entries must be sub

mitted by midnight one week prior to today, April 29th. Tonight's judge is Nancy Ori. She received a BA degree in Fine Arts from Elmira College (upstate) and an MS degree in Visual Communications from Pratt Institute (in Brooklyn). Nancy was taught by Ansel Adams and was a teaching assistant for many years with the Ansel Adams Workshop in California. She is the owner of New Jersey Media Center, in Berkeley Heights, where she does product, portrait, and food photography. Nancy teaches digital photography workshops and runs photo tours globally. Learn more about Nancy at her website www.nancyori.com



Tree Tunnel
 © Nancy Ori



* Thursday, May 9
 Expanding Visions 30
 Introductory Class

The 30th edition of the ever-popular photography class, *Expanding Visions*, begins tonight. The theme of this eight-week workshop/class is "Reflections"—an assortment of techniques and experiments pertaining to a wide variety of reflective surface. Tonight we will cover the structure of the class, the equipment you will need, and an in-depth look at the four weekly assignments and the term project. The class is free to PWCC members. The tuition for non-members is \$10 per session or \$70 for all eight sessions. (However, if you become a member of the Club for a year the cost is \$50 and

you get the class for free!!!)
Please sign up for Expanding Visions 30 by sending an email to <pwccny@aol.com>

Image Deadline

* Sunday, May 12
Entry Deadline
Black and White

We're taking a time machine back to the beginning of the history of photography when all photos lacked color—they were black and white. For this theme night select some photos and convert them to black and white (aka monochrome). You may use any techniques in any software to achieve your final results. We'll share all of the images at the tomorrow's meeting. Your images should be sized as for competitions. See page 5 off this issue of *Photo Notes* for the sizing and labeling requirements. Send no more than 10 of your images to <pwccny@gmail.com> by 11p.m. tonight.



* Monday, May 13
Theme Night
Black and White

Tonight we'll share all the images that members have

converted from color files to black and white. See the May 12th entry, above, for the rules of entry. This should be a great evening!



* Thursday, May 16
Expanding Visions 30
Assignment #1

Tonight is the first field trip/assignment of the *Expanding Visions 30* class. This session will take place live-and-in-person. We will meet at Herald Square—6th Avenue / Avenue of the Americas and 34th Street at 6:30 p.m. If you're not a PWCC member, your class fees are due tonight. Cash or check (made out to PWCC) are okay. Tonight's assignment is *Little Shop Of Horrors* where we will be shooting reflections in store windows, combining what's inside with what's outside.



Saturday & Sunday, May 18-19
Photo Op
International Food Festival
The 9th Avenue Food Festival is one of the City's largest and oldest traditions—a celebration of cultural diversity through food. The fair offers both traditional festival treats like funnel cakes, zeppolis, mozzarepas, pickles, egg creams, and lots



more fabulous food you won't see at other festivals. Here you'll also find Argentinian, Brazilian, Cajun, Cuban, Dominican, Ethiopian, Greek, Haitian, Moroccan, Irish, Ukrainian, and many other cuisines. But not only the food at the festival is international! There are also stages with music and performances like German folk dancers, Celtic performers, Egyptian belly-dancers, and Arabian scarf dancers. The Ninth Avenue Food Festival is held, on 9th Avenue (where else?) from 42nd Street all the way up to 57th Street. The hours are 10 a.m. until 6 p.m.



© Charles Chessler

* Monday, May 20
Guest Speaker
Charles Chessler

Charles Chessler is a New York City-based photographer—born and bred. His photo work includes portraits and headshots, cityscapes and city life, images of wildlife, birds, and flora, and his ongoing project, *Agreeable Strangers*, which celebrates the beautiful diversity of the people and faces he meets. See it all at Charles’ website <www.charleschesslerphotography.com> The curtain raiser for tonight is longtime PWCC member and Brooklynite, Paula Paterniti.



*Monday, May 20
Entry Deadline
Year-End Competition

PDI entries are due by 11:59 p.m. tonight for the Club’s Year-End Competition. You may submit up to four images. All of them must have been entered in one of the past year’s monthly competitions (October 2023 through May 2024). They must be the exact same files that were previously used. NO CHANGES! See page 10 of this issue of *Photo Notes* for more details about this yearly PWCC culminating event. Send your four entries to <pwcccompetition@yahoo.com> and send them as a backup to <hfklein@mind-spring.com> as attachments (You can send them in one email by entering both email addresses in the “To” line.)



Wednesday-Tuesday,
May 22-28
Photo Op—Fleet Week

Fleet Week—the seven-day celebration honoring our Navy, Coast Guard, and Marine Corps—with its flotilla of ships on the Hudson, military demonstrations, and string of parties is how we mark the beginning of summer fun here in New York City. This is the 34th annual Fleet Week in the Big Apple. Check out some of these venues for great photo ops: along the West Side Highway in the vicinity of the Intrepid Sea, Air & Space Museum; down at the South Street Seaport; the Times Square area; and anywhere you might expect sailors on leave to hang out





* Thursday, May 23
Expanding Visions 30
Assignment #2

Tonight is the second field trip/assignment of *Expanding Visions 30*. This session will take place live-and-in-person. We will meet on the Upper West Side—at Broadway and 96th Street at 6:30 p.m. Tonight’s assignment is *The Fast and the Furious* where we will be shooting reflections in cars, trucks, buses and other vehicles from all their surfaces including glass and metal, flat and curved.



* Monday, May 27
Photo Op
Memorial Day

Memorial Day, previously known as Decoration Day, is a federal holiday of mourning for the U.S. military personnel who have died while serving in the United States armed

forces. During the day there are parades in many small towns and villages located throughout the metropolitan area. (Several years ago we traveled to northern New Jersey to shoot a local tractor parade.) In the City, the Little Neck–Douglaston parade in Queens is the largest and Brooklyn’s Memorial Day Parade is the oldest at 157 years. In the evening many communities celebrate the occasion with fireworks.



* Monday, May 27
Business Meeting #4

Tonight is the fourth and final business meeting of the Club year. There is always plenty of excitement in the air. We will finish up any items left over from the March meeting and then discuss what lies ahead for the Club. We will hold the election of next years ExCom including the addition of two new at-large members. The Otto Litzel Year-End Dinner will be on the agenda. Lots more, too. If you have any “New Business” or “Good and Welfare” that you’d like to have brought up, please let us know at pwccny@aol.com



Sierra Meetings 2024

The New York City Sierra Club Photo Committee has meetings scheduled for the upcoming 2023-2024 year. All of the meetings will be held using the Zoom software, some will be held at the Soho Photo Gallery.

Most meetings are with guest speakers—nationally known nature / wildlife / landscape professionals—except for three members’ sharing nights.

All meetings require signing up and a donation (\$8 suggested amount) on www.eventbrite.com

Here’s the schedule for the rest of the year...

- Weds 4/24/24 hybrid
- Weds 5/29/24 zoom
- Weds 6/26/24 hybrid





Wednesday, May 29
 Photo Event
 Sierra Photo

The New York City Sierra Club Photography Committee is holding its monthly meeting tonight. The guest presenter has not yet been announced. This is a Zoom-only meeting. Register at <www.eventbrite.com> and make a small donation.



* Thursday, May 30
 Expanding Visions 30
 Review #1

Tonight is the first review session of *Expanding Visions 30*. This session will take place using the Zoom software and will begin at 6:30 p.m. The Zoom link will be sent to all PWCC members and non-Club participants (who have paid the class fee). Participants may enter up to five (5) images each from assignments #1 and #2. **The deadline for submitting your images is 11:59 p.m. on Tuesday, May 28th.**

Table of Contents

Club News

- 2 Who's Who at PWCC
- 3 President's Message
- 4 2023-2024 PWCC Schedule
- 5 Zooming
- 5 Pop-Up Trips
- 5 Submitting Images
- 5 Emailing PWCC
- 6 Sunshine Fund
- 6 Wanted!
- 6 Club Meeting Times
- 6 Image Deadlines
- 7 Club Participation Nites
- 8 Expanding Visions 30
- 10 Year-End Competition
- 10 Election Procedures
- 11 April Competition Results
- 12 Winning Images
- 16 Interpretations
- 19 Club Business Card
- 20 Patterns in Nature
- 21 ExCom Minutes
- 22 Artificial Women
- 22 Did You Know
- 23 Business Meeting Minutes
- 26 Hummers
- 26 Photo History
- 26 Scam—Beware!
- 27 Print Salon
- 27 Condolences
- 28 NYMACC
- 28 MCCC
- 29 Galapagos
- 30 PDI Workshop
- 34 Curtain Raisers
- 34 Committee Liaisons
- 34 Photo Notes Deadlines
- 34 Birthdays
- 35 PSA Membership
- 35 PSA Photo Festival
- 36 Scavenger Hunt
- 37 Instagram
- 37 Position Open
- 37 On the Website
- 38 About (Y)our Website
- 38 Shortcuts

Photography News

- 39 Where to Go
- 40 Alternative Uses
- 41 Monochrome Wildlife
- 42 Monitor Calibration
- 42 Repetition
- 43 Photo Shorts
- 43 PureRAW 4
- 43 Landscape Tip
- 44 The Ethics of PJ
- 45 Using Your Camera
- 45 Photo History
- 46 PhotoShopping

Exhibits, Workshops, Etc.

- 47 B&H Event Space
- 48 Night Shooting
- 48 Landscape Tips
- 49 Photo Review Competition
- 50 NYMACC Field Trip
- 50 Panorama of the Month
- 51 Eagles in Winter
- 51 Lightroom Virtual Summit
- 51 Photographer TV Show
- 52 Women Street Photography
- 52 Visionary Workshops
- 53 Odyssey of Light
- 53 Kenya by Helicopter

Schedule of Activities

- 54 Schedule of Activities
- 60 Sierra Meetings 2024
- 61 Table of Contents

