

PHOTO NOTES

Park West
Camera Club

December 2024



This Issue

Volume 87 • Issue 4

Club News.....	2 - 38
Photography News.....	39 - 55
Exhibits, Workshops, Etc.....	56 - 60
Schedule of Activities.....	61 - 67
Complete Index.....	68

Over 75 members' images inside!



The Park West Camera Club is an independent not-for-profit corporation. Guests are always welcome.

The PWCC newsletter, *Photo Notes*, is published every month by and for the members of the Park West Camera Club. Subscriptions are included with Club membership. Yearly subscriptions are available to non-members by email free of charge.

Submissions of full-length articles or smaller items of photographic or general interest are always accepted. The staff of *Photo Notes* reserves the right to edit any submissions which are published.

Photo Notes is optimized for viewing digitally.

Contact Information

Website

www.parkwestcameraclub.org

Email Addresses

General pwccny@gmail.com

Photo Notes pwccny@aol.com

Club Mailing Address

PWCC

680 West End Avenue, #5D

NY, NY 10025



Cover Photo
Deep in Thought
©2024 Chuck Pine

Club Officers

President	Chuck Pine
V. President	Michael Schleiff
Corres. Sec.	Helen Bohmart Pine
Rec. Sec.	Christine Doyle
Treasurer	Joe Nawy
At-Large	Betsy Currier Jeff Langford

Committee Chairs

Competition	Hedy Klein
Membership	Marlene Schonbrun
Photo Notes	Chuck Pine
Program	Marilyn Fish-Glynn Alice Somma
Social	Vacancy
Website	Michael Schleiff Christine Doyle
Workshop	Ed Lee Bruce Byers

Currently Inactive Committees

Archive, Field Trip,
Gallery, House

President's Message

Where Do I Stand?

I've been asked this question often over the last few months and years. First, let me get this out of the way,... I don't do much standing,... at all. Not since the stroke I had some years back that affected my balance, and not since my battle with diabetes has left me no sensation in my lower limbs. I do, however, sit a lot!

But I do take stands on many things. Environmental concerns, for one. Politics, for another. And definitely on things that deal with Park West Camera Club.

[Please note that what follows are my opinions and thoughts and not necessarily those of Helen, of other members of the Executive Committee, nor anyone else.]

Where do I stand on the Club going back to having in-person meetings? I'm pretty much against it! We've been quite successful meeting on Zoom. Our membership is up. So is member participation. We are able to attract members from a wider area. We can get judges and speakers from much further away. The only shortcoming I see is not being able to hold our monthly print competitions. But the Club's Print Salon seems to be filling that gap. We'll have to wait and see how successful the February 24th in-person get



together with the Print Salon members and the rest of the membership turns out to be.

Where do I stand on the use of Artificial Intelligence in our competitions? I'm pretty much in favor of allowing it. At least to a certain extent. Many of us are already replacing skies, and filling in expanded image areas, and, and, and... even though we have said not to.

Let's face it, AI is the future of photography whether we like it or not. I don't believe it will be just a passing fancy. We should embrace it—as long as our images start out as something that was shot by us with a camera.

Remember, these are my personal thoughts. What do you think about these subjects? Let me know your thoughts. Write back to me, please. Your responses might be published in future issues of *Photo Notes*.

No matter what holidays you'll be celebrating over the next few weeks, stay safe, and healthy, and warm. And take plenty of photos.

All the best...

Chuck

Photo Notes

Publisher: Park West Camera Club

Editor: Chuck Pine

Committee: Madeleine Barbara, Ann Broder, Renée Harper, Gladys Hopkowitz, Hedy Klein, Paul Perkus, Helen Pine, Puneet Sood, and Julie Wosk

Contributors: Evelynne Appel, Ann Broder, Bruce Byers, Christine Doyle, Marilyn Fish-Glynn, Julie Foehrenbach, Mike Iannuzzi, Elaine Kirchen, Hedy Klein, Jeff Langford, Natalie Manzino, Chuck Pine, Helen Pine, and Michael Schleiff

Photo Notes is produced on a MacBook Pro using Apple Pages and Adobe Photoshop.

All uncredited images are royalty-free clip art or otherwise believed to be in the public domain.

Credited images remain the sole property of their copyright holders—all rights reserved.

PWCC 2024-2025 Schedule

September

- 1 Chuck Pine Labor Day Picnic
- 2 No Meeting (Labor Day)
- 9 Welcome Back—Summer Photos
- 16 Guest Speaker
- 23 Club's Night Out
- 26 PDI Workshop
- 30 Business Meeting #1

October

- 7 Competition #1
- 14 My Favorite Image
- 21 Guest Speaker
- 24 PDI Workshop
- 28 Workshop—B&W

November

- 4 Competition #2
- 11 You be the Judge—Architecture
- 18 Guest Speaker
- 21 PDI Workshop
- 25 Business Meeting #2

December

- 2 Competition #3
- 9 Guest Speaker
- 16 Holiday Party
- 23 No Meeting (Winter Break)
- 30 No Meeting (Winter Break)

January

- 6 Competition #4
- 13 Workshop—Light Painting
- 20 Guest Speaker
- 23 PDI Workshop
- 30 Theme Night—Street Photography

February

- 3 Competition #5
- 10 Theme Night—Planes, Trains, and Autos
- 17 Guest Speaker
- 20 PDI Workshop
- 24 Print Salon Presentation

March

- 3 Competition #6
- 10 Interpretations
- 17 Guest Speaker
- 24 You be the Judge—Food
- 27 PDI Workshop
- 31 Business Meeting #3

April

- 7 Competition #7
- 14 PDI Workshop
- 21 Guest Speaker
- 28 Theme Night—After Dark

May

- 5 Competition #8
- 12 Guest Speaker
- 19 Business Meeting #4
- 22 Expanding Visions 31—Introduction
- 26 No Meeting (Memorial Day)
- 29 Expanding Visions 31—Earth

June

- 2 Year End Competition
- 5 Expanding Visions 31—Water
- 9 Otto Litzel Memorial Dinner
- 12 Expanding Visions 31—Air
- 16 ExCom Meeting
- 19 Expanding Visions 31—Fire
- 23 Summer Programming Begin
- 26 Expanding Visions 31—Bugs
- 30 No Meeting

For full details see the "Schedule of Activities" at the end of each issue of *Photo Notes*.

All Club Monday night meetings will be held using Zoom software unless otherwise stated in the "Schedule of Activities."

Zooming

Zoom is a web-based video-conferencing software tool that allows users to meet online. Zoom is compatible with Macs, Windows, smart-phones, and tablets. Zoom software is free to download to your devices.

The Club is using Zoom software to conduct all of its meetings. An email will be sent to all PWCC members prior to meetings. This email will contain the link to join the Zoom meeting. All you have to do is click on the link.

To download Zoom, go to www.zoom.us/download and click on the "Download" button. It's that simple!

Non-members who would like to join our Club meetings may request the link by sending an email to pwccny@gmail.com

Pop-Up Trips

The Club instituted Pop-Up field trips several years ago. Just what is a Pop-Up (also called a Drop-In) trip, I hear you cry? It is a field trip that any one of our Club members wishes to go on without a lot of pre-planning and fanfare.

You decide where you want to go and when you want to go there. You send a message via our Google Groups to all the other PWCCers who have signed up. It's that easy!

Whoever shows up will be a surprise. All you've got to do is shoot away and have fun doing it.

As an afterthought, it would be appreciated if all those who attend send a few images from the trip for *Photo Notes*. A short article would be nice but isn't necessary.

Submitting Images

The Club has over a dozen activities this year which ask you to submit images. These include competitions, theme nights, workshops, classes, and more. Here's what you need to know:

Images must be a .jpg (JPEG), with a resolution of 72 ppi, and 2,000 pixels on the longest side.



Competition images must be titled as follows:

LastNameFirstInitial_Month
Year_Title.jpg

for example

JonesM_Jan23_Flower.jpg



Other images should be titled as follows:

Name_Number_Title

You may use your first and/or last name/initial. If you want your images shown in a particular order, number them 01, 02, etc. Use a real title, not the image number that came out of the camera.

for example

MaryJ_07_Flower

Emailing PWCC

Send your competition images to...

pwcccompetition@yahoo.com

Send your articles, images, etc. for *Photo Notes* to...

pwccny@aol.com

Send all other email to...

pwccny@gmail.com

To contact Executive Committee members directly see the PWCC membership list for their personal email addresses.





Sunshine Fund

A motion was passed at a Club business meeting to establish a Sunshine Fund as part of the Social Committee. The responsibilities of this new entity are to acknowledge birthdays, deaths, births, illnesses, and any other life events that impact our Club members and their families.

Long-time Club member Natalie Manzino has volun-

teered to take on this task for the Club. She has already purchased the necessary stationery to be able to express the sentiments of the Club and its members.

But Natalie needs your help in achieving the Club's goals through this committee. It would be great if each and every member could give her the month and day of their birthday (no years, please).

In addition, if you could let Natalie know of any life events that occur to any of our members, you or someone else, both present and past members, that would be great, too.

917-757-7086

[<bklynnnat@hotmail.com>](mailto:bklynnnat@hotmail.com)



Club Meeting Times

All Park West Camera Club Monday night meetings will begin at 7 p.m. (except for our competitions which will begin at 6:30 p.m.). You may sign into Zoom 15 minutes earlier to ask questions, for chit-chat with members, or just to hang out before the meeting.

The link to join the Zoom meetings is sent out to Club members and friends of the Club in our *Weekly Reminder* every Friday.

PWCC Image Deadlines

<u>Event</u>	<u>Submission Deadline</u>	<u>Event Date</u>
Competition #4	Dec. 30th	Jan. 6th
PDI Workshop	Jan. 22nd	Jan. 23rd
Theme Night (Street Photography)	Jan. 25th	Jan. 27th
Competition #5	Jan. 27th	Feb. 3rd
Theme Night (Planes, Trains, and Autos)	Feb. 8th	Feb. 10th

Club Participation Nites

This coming year there will be 11 Monday night programs that require Club members to participate. Here's a quick rundown on these fun and educational activities...

[Note—the entry deadlines for most of these activities is two days prior to the event, but the *You Be the Judge* nights have a one month lead time!!!]

• September 9th—*Welcome Back* What'd you do over the summer months? Share up to 10 images to tell your story. Entry deadline: September 7th.

• October 14th—*My Favorite Image* You'll probably have to open up your archives for this assignment. Pick your absolutely favorite image to share. Be prepared to explain the who, what, where, when, why, and how of this photo. Entry deadline: October 12th.



• October 28th—*Theme Night: (B&W)* There's more than one way to skin a cat and to change an image to black-and-white. Show us what you can do in monochrome. Limit of 10 images, please. Entry deadline: October 26th.

• November 11th—*You Be the Judge (Architecture)* You may submit one architectural image that has never before been seen at any Club activities. It may be an entire building or just a detail shot. Each entry will be scored and commented on by all participating Park West members. Entry deadline: October 15th.

• January 30th—*Theme Night: (Street Photography)* Share up to 10 of your images that feature chance encounters and random incidents on the street. Entry deadline: January 28th.



• February 10th—*Theme Night: (Planes, Trains, and Automobiles)* Share up to 10 of your images where "planes, trains, and/or automobiles" are the main theme. Choose one form of transport or you may mix and match. Entry deadline: February 8th.

February 24th—*Print Salon Presentation* The Club's Print Salon members will be sharing some of their images tonight. Entry deadline: February 22nd.

• March 10th—*Interpretations* The Club will provide the base images. The members will alter them in any way they see fit. Let your imagination and software skills be limitless. Entry deadline: March 8th.



• March 24th—*You Be the Judge (Food)* You may submit one image pertaining to the culinary arts that has never before been seen at any Club activities. You are only limited by your appetite! Each entry will be scored and commented on by all participating Club members. Entry deadline: February 25th.

• April 28th—*Theme Night: After Dark* Astrophotography, traffic, street lights—the possibilities are endless—as long as your 10 submissions were shot after the sun has set. Entry deadline: April 26th.

PDI Workshops

Projected Digital Image workshops are held throughout the year—usually on Thursday evenings. There will also be a PDI workshop on Monday, April 14th. All entry deadlines are the previous day.

Images of the Month

December 2024

PDI-of-the-Month

Door by Albyn Davis

Honors

Lotus by Evelyne Appel

Lonely Pine by Raylie Dunkel

City Bird by Sonia Durante

Vanishing Point by Barry Fahrner

Concentric by Paul Grebanier

Kiawah Sunset by Jill Greiss

A Beach Stroll by Carlton Johnson

Conflicting Tides by Natalie Manzino

Doorways by Natalie Manzino

Is That A Camera by Elena Pierpont

Red Sky With Pelican by Chuck Pine

Subway Talk by Larry Sapadin

Sunset Abstract by Janet Susin

Circular Reflection by Janet Susin

My Winged Friends by Laura Toledo



Cumulative Points

(Through December 2024)

by Hedy Klein

Janet Susin	52	Alice Somma	28
Natalie Manzino	50	Puneet Sood	28
Elena Pierpont	50	Ann Broder	26
Sonia Durante	48	Raylie Dunkel	26
Chuck Pine	44	Barry Fahrner	26
Evelyne Appel	42	Dottie Mills	26
Betsy Currier	42	Richard Gold	22
Paul Grebanier	42	Jeff Langford	22
Nicole Dosso	38	David Miller	22
Alec Rill	38	Ruth Yashpan	22
Julie Wosk	38	Larry Sapadin	20
Jill Greiss	36	Will Aimesbury	18
Doris King	36	Bruce Byers	18
Michael Schleiff	36	Julie Foehrenbach	18
Laura Toledo	36	Peggy Winkelman	18
Madeleine Barbara	34	Dov Bieber	16
Hedy Klein	34	Remy Deyglun	16
Bill Apple	32	Mike Iannuzzi	16
Christine Doyle	32	Larry Rubin	16
Charles Levin	32	Karen Corrigan	12
Dudley Slater	32	Renée Harper	12
Marlene Schonbrun	32	Elayne Dix	10
Jay Bitkower	30	Alan Lauer	8
Albyn Davis	30	Paula Paterniti	6
Florence Forman	30	Aubrey Thomas	4
Carlton Johnson	30		

Thank you to this month's judge, Susan May Tell, for her concise commentary and consistent scoring.

This month's winners—the PDI-of-the-Month, the Honors images, and the "A" images—are shown on the following 8 pages.



Image of the Month
Door
© Albyn Davis

Continued on next page



A with Honors
Lonely Pine
© Raylie Dunkel



A with Honors
Concentric
© Paul Grebanier



A with Honors
City Bird
© Sonia Durante



A with Honors
Kiawah Sunset
© Jill Greiss

[Continued on next page](#)



A with Honors
A Beach Stroll
© Carlton Johnson



A with Honors
Conflicting Tides
© Natalie Manzino



A with Honors
Is That a Camera?
© Elena Pierpont



A with Honors
Circular Reflection
© Janet Susin

Continued on next page




A with Honors
My Winged Friends
© Laura Toledo



A with Honors
Lotus
© Evelyne Appel



A with Honors
Doorways
© Natalie Manzino



A with Honors
Vanishing Point 1
© Barry Fahrer

Continued on next page



A with Honors
Red Sky with Pelican
© Chuck Pine



A with Honors
Subway Talk
© Larry Sapadin



A with Honors
Sunset Abstract
© Janet Susin

Continued on next page



A
Mountain Blizzard
© Betsy Currier



A
Fluffy House Finch
© Julie Foehrenbach



A
Sunflower
© Dottie Mills



A
Domino Park
© Florence Forman



A
Balloon Recovered
© Mike Iannuzzi

[Continued on next page](#)



A
Fighting Lions
© Ruth Yashpan



A
Ref;ection #5
© Mike Schleiff



A
Ice Skater
© Mike Iannuzzi



A
Rick
© Doris King




A
Lucerne
© Jill Greiss

[Continued on next page](#)



A
Oculus Shadows
© Elena Pierpont



A
Shards of Color
© Julie Wosk



A
Thirsty Swan
© Marlene Schonbrun

Congratulations to the winners in this season's third monthly competition. And a great big "thank you" to all who entered, and watched.

Forget Thanksgiving... in post-Revolution New York, the biggest November celebration was Evacuation Day. It was observed on the 25th of the month. This early American holiday marked the date on which

the last British soldiers left Manhattan after the War in 1783. For more than 100 years, Evacuation Day overshadowed Thanksgiving and was celebrated more fervently than the Fourth of July in New York City.



New Image Sizes

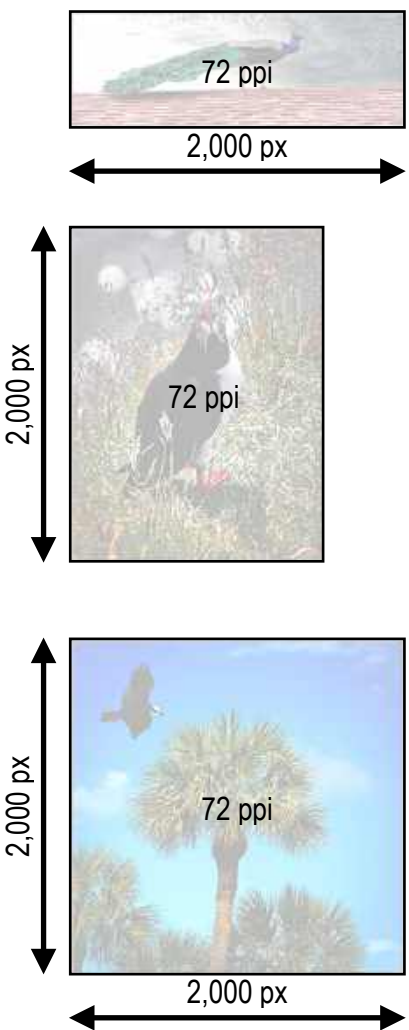
Now that just about all of our activities are on Zoom, it is time to upgrade our image sizes to take full advantage of the Zoom platform.

As of the January competition all images must now be sized as follows...

Format	JPEG (.jpg)
Resolution	72 ppi (pixels per inch)
Dimension	2,000 pixels (on the longest side)

These sizes are for all images submitted to the Club for...


- competitions
- theme nights
- PDI workshops
- You Be the Judge
- Expanding Visions
- etc., etc., etc.



New Competition Manual

The Club's *Competition Manual* is also being revamped and updated to reflect our current situation—limiting our monthly competition meeting to PDIs (projected digital image) only and suspending our print competitions until further notice (if and when we go back to meeting in person).

The revised *Competition Manual* will also reflect the new PDI sizes starting next month for competitions and all other Club activities calling for the submission of images.



Holiday Party

The Club's annual holiday party will be an informal get-together at Brookfield Place, across West Street from the Freedom Tower, overlooking the Hudson River. All Club members, their family, and friends, are invited to join in the holiday spirit.

We'll start gathering around 4 p.m. We'll meet on the ground floor so we can shoot the sunset over New

Jersey from indoors or out. Then the plan is to go upstairs to the 2nd floor food court around 5 p.m., order some food or drinks from any of the over 25 vendors, and find a spot where we can meet, eat, and chat. This is an open-ended event—you can leave at any time, or stay as late as you wish. Eat some more, do some last minute holiday shopping, whatever.



ExCom Meeting

by Christine Doyle
Recording Secretary



Minutes

November 20, 2024 (Via Zoom)

Participating ExCom Members:
President Chuck Pine; Vice
President Michael Schleiff,
Treasurer Joe Nawy; Corres.
Secy. Helen Pine; Rec. Secy.
Christine Doyle; Members-At-
Large Betsy Currier and Jeff
Langford

Meeting called to order at 4:10
p.m.

The meeting was called to
discuss agenda items for the
upcoming business meeting on
November 25th, as well as
other open pending topics.

1. Dissolution Clause for the
Club Constitution & Club's
Corporate Registration: The
percentage of members
needed to approve a resolu-
tion to dissolve the Club
was discussed. It was gen-
erally agreed that the level
should be $\frac{3}{4}$ of the total
membership at the time the
resolution is put to members
for a vote. It was agreed that
the issue of dissolving a
club, as well as how to dis-
tribute any funds remaining
at dissolution, should be
raised at the next NYMACC
(New York Metro Area

Camera Council) meeting
for any additional guidance.

2. Proposed Revision of the
Competition Manual: Chuck
asked whether the Club
should consider removing
the references to the print
competitions that are in the
current Manual. (No print
competition has been held
since the Club started meet-
ing on Zoom at the begin-
ning of the Covid pandemic
in early 2020.) He reported
that he and Hedy Klein,
Competition Committee
Chair, have discussed the
issue, and that he has a draft
that he will circulate to the
Executive Committee for
review. Christine asked
whether the language
should be kept in the event
the print competitions are
revived; Joe suggested that
some conditional language
could be included.

3. Print Salon Presentation: A
presentation of prints by
members of the Club's Print
Salon is slated for the Feb-
ruary 24, 2025 meeting. Jeff
Langford will research pos-
sible venues, costs and other
requirements, and report
back to the ExCom.

4. Holiday Party: The Club
holiday party is scheduled
for December 16th, although
a venue has not yet been

secured. Betsy will look into
Han Dynasty, a Chinese
restaurant on West 85th
Street where she attended a
recent event. Joe will follow
up with Renee Harper, who
helped with planning for
the Otto Litzel year-end
dinner, to see if she has any
suggestions. An alternative
would be a Club photo
meet-up, perhaps along 5th
Avenue or at Brookfield
Place. This will be further
discussed at next week's
Business Meeting.

5. Image Sizing for Monthly
Competitions and Theme
Nights: The current image
size requirement for compe-
tition and other submissions
is a maximum of 1400 px
(longest horizontal side) or
1050 px (longest vertical
size), at 72 ppi resolution.
According to Helen the
ideal size for showing an
image on Zoom is 1920 px
by 1080 px. She suggested
that the Club can increase
the image size requirement
to 2000 px at the longest
side (either horizontal or
vertical), same resolution,
without loss of quality. (At
the 1400x1050 size, images
appear much smaller on her
monitor, so she upsizes
members' images to 2000 px
to achieve a larger image.)
This would require another
revision to the Competition
Manual. The subject will be
discussed at the Business

Meeting, after consulting with Hedy Klein. In addition, Hedy will be asked to send competition images to Helen by Friday afternoon, to allow for additional time for uploading before the Monday competition.

6. Proposed Sponsorship: Member Bruce Byers had offered to advertise his Catskill, NY gallery (Hill Street Gallery) in the Club's *Photo Notes* newsletter. At present it is Club policy to promote all members' photography-related activities in *Photo Notes* free of charge. It was agreed that, as long as Bruce maintains his membership, information about his gallery will be included in *Photo Notes*.
7. Proposed Google Group Email: Helen has collected the names of Club members who wish to be included in the Google Group Email, and will forward the list to member Puneet Snood, who created the group email, for uploading.
8. Life Memberships: Helen noted that the Club's constitution has a provision that awards life memberships to certain members for outstanding service. In the past, Club members who received this honor were exempt from paying dues, but still had to contribute to the cost to rent meeting space. As the Club is now almost



exclusively meeting on Zoom, all members now pay dues. She suggested that this be shared at the business meeting for informational purposes.

9. Joe asked whether we could consider resuming all meetings at 6:30 p.m. Jeff noted that he thinks the current start time of 7 p.m. (except for competitions) should be maintained to give members who are working extra time to get home. This issue will be discussed at the business meeting.
10. A street photography workshop had been planned for the January 27, 2025 meeting, however, the guest speaker for January, street photographer Sam Kanter, will be giving a talk on post-processing. A new topic for the evening will be arranged.
11. Michael noted that the recordings of competitions and guest speakers are posted on the Club website. Guest speaker recordings are available on the website going back several years,

while the competition recordings, which are changed each month, are available on Michael's YouTube channel. He and Christine are working on some changes to the website, mostly re-positioning certain items, and they will report back once they are completed. The removal of members' galleries was proposed, and will be discussed at a future date. It was suggested that a link to the Club's Instagram account be added to the home page. Another suggestion was to indicate an individual member's social media and internet presence.

There being no further items to discuss, the meeting was adjourned at approximately 5:55 p.m.



Business Meeting

by Christine Doyle
Recording Secretary

Minutes

November 25, 2024 (Via Zoom)

Presiding ExCom Members:
President Chuck Pine; Vice
President Michael Schleiff,
Treasurer Joe Nawy; Corres.
Secy. Helen Pine; Rec. Secy.
Christine Doyle; Members-
At-Large Betsy Currier and
Jeff Langford

I. Call To Order: Chuck Pine called the meeting to order at approximately 7 p.m. There being 26 members present, a quorum was met. Chuck introduced the members of the current Executive Committee [see above]

II. Minutes of the Previous Business Meeting: By motion, members present agreed to waive the reading of the minutes of the September 30th Business Meeting. (They were emailed to members and published in the October 2024 issue of *Photo Notes*, which is available on the website.)

TREASURER'S REPORT

III. Treasurer's Report: Joe Nawy presented his report for transactions from July 1, 2024 through November 25, 2024.

[Note: The full Treasurer's Report is included in a version of the minutes that will be emailed to members. This version, published in Photo Notes, which will be posted on the Club website, will not contain the full Treasurer's Report. This is being done in an abundance of caution, to avoid too much disclosure to the public.]

IV. Committee Reports (these reports are from the active committees; the Archive, Field Trip, Gallery and House Committees are inactive):

Competition: Chair Hedy Klein noted that entries for the December competition are due tonight; members should send a separate email to Hedy if they want confirmation of receipt.

Membership: Chair Marlene Schonbrun reported that the Club has 83 paid members as of this date.

Photo Notes: Chair Chuck Pine asked that any content for the next issue of the newsletter be submitted by Monday, December 2nd. Members are invited to submit articles, portfolios, and other images of interest at any time prior to that.

Print Salon: Jeff Langford reported that the next meeting will be on Tuesday, December 3rd. An in-person presentation of prints by the Print Salon



members has been scheduled for the February 24th Club meeting. Jeff is looking at a few venues, including the Bloomingdale School of Music (cost to rent is \$200/hour, however, the building is not fully accessible), the DiMenna Rehearsal Studios at W37th St. and 10th Ave. (cost to rent is \$250/hour), and others. (This discussed further under New Business, below.)

Program: Co-chair Marilyn Fish-Glynn reported that the following judges and guest speakers are scheduled through February 2025

Judges:

December-Susan May Tell;
January-Kathy Baca;
February-Tommy Mintz

Speakers:

December-Cole Thompson;
January-Sam Kanter;
February-Charles Chessler.

Social/Sunshine: No report (no chair). Please contact Natalie if you would like to be included in the birthday card greetings she sends out to Club members.

[Continued on next page](#)

Website: Chair Michael Schleiff reported that recordings of monthly competitions and guest speakers are regularly posted on the website, with speaker recordings going back to 2019. He also invited all members to submit any new ideas or suggestions to him or Christine Doyle. New Club members were encouraged to sign up for the website.

Workshop: There are two workshops scheduled for January: Sam Kanter, the October guest speaker, will give a talk on his post-processing workflow; and Susan Magnano will give a workshop on the topic of light painting.

V. Old Business

A. Dissolution Clause for Club Constitution: The Executive Committee is still reviewing options to add a dissolution clause to the Club constitution. If anyone is, or knows, an attorney who is familiar with this topic or can do research on this topic, their assistance would be greatly appreciated. It was emphasized that there are no current plans to dissolve the Club.

B. New Club Business Cards: Members who have not yet received their copies of the new Club business card should email Christine Doyle.



C. Google Group Email: A list of members who are interested in being included in the new Google Group email has been sent to Puneet Sood, who will add the email addresses and send out a test email within a few days. *[Editor's Note — this has been done.]*

D. Committee Chair Vacancies: The Social Committee needs a chair in order to plan and organize the three Club social events: the holiday party, the Otto Litzel year-end dinner; and the Chuck Pine Labor Day weekend picnic. Please contact the Executive Committee if you are interested.

VI. New Business

A. From the Chair:



1. Holiday Party / Event: The Club holiday party, scheduled for December 16th, was discussed. Betsy Currier reported that a restaurant on West 85th St., Han Dynasty, could accommodate our group at a cost of \$35 per person (the restaurant said it could put aside an area for us, as well as provide individual checks). Since fewer

than 20 members present expressed an interest in attending, a photo meet-up was suggested as an alternative. Following a discussion, it was agreed to meet at Brookfield Place in Lower Manhattan. Given the location on the Hudson River, member Rylie Dunkel suggested that members arrive before 4:30 p.m. in order to photograph the sunset. We will then gather in the food court starting at about 5 p.m. or so, purchase our meals or snacks, and find tables to continue the celebration.

2. Image Sizing: Helen Pine reported that the optimal size for images to be displayed on Zoom is 1920 px on the longest side. This is larger than the current size the Club requires for image submissions (1400/1050 px; 72 ppi). She suggests we change the size required to 2000 px on the longest size. It was agreed to start this sizing in January 2025. Charles Levin will revise his competition sizing guide, posted on the website, to reflect the change.

3. Proposed Revision to the PWCC Competition Manual: A discussion was had regarding removing the section on print competitions contained in the current *Competition*

[Continued on next page](#)

Manual, because no print competition has been held since the Club started meeting on Zoom at the beginning of the Covid pandemic in early 2020. While some members agreed that this section should be removed in its entirety, a few others suggested the section be moved to the end of the document with a note explaining that this is a past practice and the language is being preserved should the print competitions be revived. The Executive Committee will review the issue further.

4. Print Salon Presentation: As discussed above, Jeff Langford is investigating venues for a Print Salon Presentation at the February 24, 2025 meeting. Factors to consider include the number of members who can be expected to attend, as well as the venue rental cost.

5. Proposed Sponsorship: Member Bruce Byers had offered to pay the Club to advertise his Catskill, NY gallery in the Club's *Photo Notes* newsletters. At present it is Club policy to promote all members' photography-related activities in *Photo Notes* free of charge. It was agreed that, as long as Bruce maintains his membership, information about his gallery will be included in *Photo Notes*. It was also agreed that information about individual members' photography related activities

would be included on the website and the Club's social media accounts.



6. Life Memberships: Helen noted that the Club Constitution has a provision that awards life membership to certain members for their outstanding service. (A list of current, inactive and deceased life members was published in the November issue of *Photo Notes*.) In the past, Club members who received this honor were exempt from paying dues, but still had to contribute to the cost to rent meeting space. As the Club is now almost exclusively meeting on Zoom, all members now pay dues, so there is no real effect on revenue. The Executive Committee will further review this practice.

7. Other: There was no other new business from the chair.

B. From the Floor

1. Judges: Jay Bitkower asked if there was any mechanism for Club members to evaluate our competition judges. Any and all reactions or comments should be sent to Marilyn Fish-Glynn, with a copy to Christine Doyle.

2. Start Time of Meetings: Joe Nawy asked if there was any

interest in reverting to 6:30 p.m. start times for all Club meetings. The Executive Committee will discuss further.

3. Suggested Speaker: Charles Levin suggested that Dina Litovsky, a street photographer who is active on Substack, might be a good choice as a guest speaker. He will contact her to see if she is interested and report back to Marilyn Fish-Glynn. Charles also noted that he had begun posting his photos on the Bluesky Social app, and was receiving some good feedback.

VII. Good and Welfare

A. From the Chair: None.

B. From the Floor: Marilyn Fish-Glynn announced that a retrospective of her work would be on view at Soho Photo Gallery from December 11, 2024 through January 15, 2025. The opening reception will be on December 12th. Additional details to follow.

VIII. Adjournment: There being no further business, the Zoom meeting was adjourned at approximately 8:48 p.m.



Member Retrospective

by Marilyn Fish-Glynn

A Quirky Eye

Forty Years of Photography



The Exhibit will run from Wednesday, December 11th until Sunday, January 5th at the Soho Photo Gallery. It is located at 15 White Street in the TriBeCa section of lower Manhattan.

There will be a reception on Thursday, December 12th from 6 to 8 p.m.

If you would like to visit me at the exhibit, other than at the opening reception, please call me—(646) 370-9566—for the dates and times that I will be at the gallery.

Please introduce yourself to me when you arrive since I know many of you only from those small Zoom windows.

My exhibit will occupy the entire main floor of Soho Photo Gallery and one of the balcony spaces. There will be about 120 prints plus a monitor in the window with a selection of more recent digital images. (Another monitor inside the gallery will show the various events that I initiated at the Gallery including a Memorial for Rebecca Lepkoff, a benefit for Broadway Cares, Equity Fights Aids, which included a panel about Photography and the Theater.)

The Park West Camera Club will be acknowledged since that is where I got my first introduction to the darkroom and where I printed for more than 11 years.



All images
© Marilyn Fish-Glynn

You Be the Judge 9

Architecture

27 Club members submitted images for this 9th iteration of You Be the Judge. The theme was architecture. The images must never before been shown at a Club function—theme night, competition, workshop, or whatever.

45 Club members returned their ballots with scores and comments. The scores ranged from 105 points up to 201 points. 7 images received “A”s with scores in the 160s. 5 images received “A with Honors” scoring in the 170s and 180s. The “Architectural Image of the Night” was a clear winner with 201 points

Here are the winners...



Architectural Image of the Night—201 points
WTC Guards St. Nicholas Shrine
 © Jill Greiss



A with Honors—189 points
Doorways
 © Natalie Manzino



A with Honors—186 points
Urban Abstraction
 © Larry Rubin

[Continued on next page](#)



A with Honors—175 points
Chicago DMV
© Laura Toledo



A with Honors—174 points
Via
© Carlton Johnson



A with Honors—173 points
Downtown Reflections
© Sonia Durante



A—168 points
Skyward
© Mike Schleiff



A—165 points
Staircase
© Chuck Pine


[Continued on next page](#)



A—164 points
City View
© Alice Somma



A—163 points
Camo Convent
© Tom Quackenbush



A—160 points
Daggers
© Paul Grebanier



A—162 points
Point of View
© Helen Pine



A—160 points
QB Bridge
© Barry Fahrner

Congratulations
to all the winners!

The Child

by Evelyne Appel

Victor Hugo wrote in *The Art of Being a Grandfather*, “When the child appears the family circle expands.”

Taking pictures of children is very challenging, and one should choose to shoot at a fast shutter speed.

Watching a little girl jump over waves in the Hamptons, or seeing my daughter, Denise, nine years old at the time, enjoying fishing in a farm resort in the Catskills, was so rewarding.

In the same farm, I was intrigued observing a child picking flowers, concentrating very hard on getting a bouquet to her liking, her face serious. She was lovely.

I once took a walk in Staten Island when two girls posed for me, showing affection for each other. It warmed my heart.

Elizabeth Akers Allen translated my feelings when she wrote, “Backward, turn backward, O Time, on your flight, make me a child again, just for tonight.”

All photos
© Evelyne Appel



The First Selfie

Self-portraits are commonplace today. But did you know that the first selfie dates back to 1839—the year in which photography was first unveiled?

Robert Cornelius was a lamp manufacturer with a knowledge of chemistry and metallurgy. He took on the task of perfecting a photographic process—the daguerreotype.

In 1839, Cornelius turned the camera on himself. While the daguerreotype created surprisingly sharp images, exposure times were very long, so he was forced to sit perfectly still for 10 to 15 minutes. The resulting image, an off-center rendering of Cornelius, is the oldest-known, intentionally made photographic self-portrait.



Print Salon

by Jeff Langford

This month the Print Salon engaged in a discussion of the most effective way to present our work to the rest of the Club. We finally settled on a two-prong approach to sharing what we do. We will begin by showing three prints along with two computer alterations of each image. These prints will be shown and explained as examples of the process of print-making that the Salon has been engaged in this past year. The second part of our presentation will involve each member of the group laying out a small sample of prints for the rest of the club to browse through, examine, and discuss.

We look forward to seeing as many Club members as possible at the February 24th meeting, which will take place at the Ripley-Grier studios on 8th Avenue. More details are on the way.

Our next meeting, January 7th, will take place at the home of Salon member Betsy Currier.

If you'd like to join us at the next Print Salon meeting, send an email to me at [<jlangford@msmnyc.edu>](mailto:jlangford@msmnyc.edu) for all the pertinent info—time, location, directions, etc.



Corrections

Two images in the November issue of *Photo Notes* were mis-labeled (or is that mis-titled?).



On page 17, Betsy Currier's "A" image should be titled *Don Niko's*.



On page 36, Helen Pine's Black-and-White Theme Night image should be titled *Santa Fe, NM*.



Active

Chuck Pine
Helen Pine
Natalie Manzino
Ed Lee
Bill Apple
Marilyn Fish-Glynn
Myron Galef

Inactive

Gary Koulisch
Linda Safran
Paul Perkus

Deceased

Ann Jackson
Fran Wetzstein
Gordon Watson
George Archibald
Sarah Corbin
Geraldine Cooke
Otto Litzel
Myron Brenton



Curtain Raisers

by Helen Pine

Curtain raisers are short (*no more than five minutes*) photography programs (*with a minimum of narration*) presented by Club members prior to our guest speakers.

Sep 16th	Paul Grebanier
Oct 21st	Evelyn Appel
Nov 18th	Bruce Byers
Dec 9th	Raylie Dunkel
Jan 20th	Elena Pierpont
Feb 17th	Karen Corrigan
Mar 17th	Dinorah Capota
Apr 21st	Dudley Slater
May 12th	Madeleine Barbara



December Birthdays

by Natalie Manzino

Here's the list of the Club members who celebrate their birthday during this month:

Carole de Beer
Christine Doyle
Pat Garbarini
Marilyn Fish-Glynn
Doris King
Dorothy Mills
Joe Nawy
Michael Padwee
Elena Pierpont
Larry Sapadin
Marlene Schonbrun

Committee Liaisons

The Executive Committee (ExCom) has decided to continue for this coming year with the committee liaison model to spread the responsibility among the entire Executive Committee.

Here's how it'll work: Each ExCom member will be assigned committees as a liaison. Each committee chair or co-chair will report to the ExCom through this liaison. In this manner, it is felt that communication will flow much more smoothly, in both directions, between the committees. In addition, any concerns raised by the ExCom will be passed along to the committee chairs through the liaisons.

Here are the committee liaison assignments for the 2024-2025 Club year:

Competition	Michael
Membership	Helen
Photo Notes	Chuck
Print Salon	Jeff
Program	Christine
Social	Betsy
Website	Michael
Workshop	Joe

Inactive Committees

Archive
Field Trip
Gallery
House



Photo Notes Deadlines

Issue	Deadline
September	Aug 19th
October	Oct 7th
November	Nov 4th
December	Dec 2nd
January	Jan 6th
February	Feb 3rd
March	Mar 3rd
April	Apr 7th
May	May 5th
Summer	Jun 2nd

The sooner articles and items are submitted to *Photo Notes*, the quicker the editing and revision process can begin. Once all items are in place the draft copy of *Photo Notes* will be sent to the editors who will then have several days to edit and return their comments.

Upon completion, the *Photo Notes* issue will be sent to all members and to the Website Committee to be uploaded to www.parkwestcameraclub.org





PSA Membership

The Club is a member of PSA, the Photographic Society of America. Are you?

Individual Member Benefits

- Online Photography Classes
- Webinars
- Individual Competitions
- Travel Advisors
- Monthly *PSA Journal*
- Study Groups
- Personal Gallery Page
- Individual Competitions
- Member Discounts (photo hosting and sharing; camera and lighting equipment; fine art master class; KelbyOne; software offerings)

Street Photo Tip

Go to a busy place and let the people come to you!

One of the best ways to ease your fears is to photograph where a lot is going on. Go to busy street corners, markets, or festivals. Go at times when things are happening. Follow the action. It's a lot easier to blend in, and most folks won't notice you at all.



by Julie Foehrenbach

PWCC is on Instagram!

Instagram is a social media platform that focuses on image more than word. It seems a natural for a camera club.



Our goal is to attract new followers and, potentially, members to join Park West.

Our approach is to post only those images entered in PWCC Competitions that earn a score of A or higher, and whose owners have allowed their work to be posted.

As of December 1st, we have had 617 posts and 509 followers—and still growing.

To visit the PWCC page, download the Instagram app on your mobile phone or go to [instagram.com](https://www.instagram.com) on your computer. You don't have to post anything to be able to see the work of others. Search for @Parkwestcameraclub. And once you're on Instagram, be sure to follow our page.

On the Website

by Michael Schleiff

The Club has set up forums for all members to use. The topics—which you join or create—could cover any area of photography and imaging including, but not limited to, how-tos, gear, Photoshop, Lightroom, plug-ins, and more.

To get access to a forum, you must be signed in to the Club website with an active email address. After logging in, go to *PWCC Members Discussion Forums* on the dropdown menu and click to enter. As you scroll down you'll see a basic explanation of how these forums work, along with a how-to video. At the bottom of the page, there will be a heading for *Park West Camera Club*, with a button, *View Topic*.

Once selected you will see the topics that have been set up along with a button to *Create New Topic*. You can view the topics and all the posts. You may even post a comment of your own.

All signed-up members will receive an email notice when new posts have been added. (You can easily *opt out* from any of the forums.)

Any questions, regarding the forums, contact me at my personal email address [<mrscheliff@gmail.com>](mailto:mrscheliff@gmail.com)

Thank you and enjoy the PWCC forums.

PDI Workshop

The Club's PDI (Projected Digital Image) Workshop was held on Thursday night, November 21st. Eight Club members submitted two images for comments and some possible corrections using Photoshop software. Over 20 PWCC-ers were in the gallery and participated by offering comments and suggestions for improvement.



Next month's PDI Workshop is scheduled for January 23rd. The deadline for entries is on January 22nd. The first 10 to submit will be chosen for discussion. All Club members are invited to attend and join in on the fun!

Lillette Hubilla's interesting architectural image was cropped too tightly and also required some tonal adjustments. We used the **Crop Tool** (set to **Generative Expand**) to pull up the top of the image and Photoshop filled in the missing parts of the structure nicely. Next, we selected the sky using the **Magic Wand Tool**, and reduced both the contrast and brightness with a **Brightness/Contrast Adjustment Layer**. Finally, we opened up the shadows on the bottom half of the image with **Camera RAW Filter**.



Janet Susin's beach shot had too many distractions. We used the **Crop Tool** to remove the top half of the image. We again used the **Crop Tool** to pull up the image. We used **Generative Fill**, with the key words "sand dunes" and, voilà, the image was less busy and more interesting.

Continued on next page



Evelyne Appel's image of trees in a pond was beautiful but the light blue sky and the bright red reflections were disturbing. We selected the lower left corner with the **Lasso Tool** and then **Content Aware Fill** to add back the reflected leaves. Some of the blue patches near the top of the image were too intense so we used the Lightness Slider in a Hue/Saturation Adjustment Layer to lessen that harshness.



Paul Grebanier's shot of a tree branch and some clouds reflected in some water was close to perfect. Many of us thought it would be better as a black-and-white/monochrome image. We chose to convert the image using a Black & White Adjustment Layer and then used the Blue Slider to better blend the harsh left edge of the image, the sky, with the clouds.



[Continued on next page](#)



Charles Levin's street photo, *Salsa on Broadway*, caught our attention—but it felt too tight on both the left and right sides. We used the **Crop Tool**, with the **Generative Expand** setting, pulled out slightly on each side, and let the computer do its magic. We then called on the **Remove Tool** (nested under the **Spot Healing Brush**) to get rid of the guy right in back of the red-shirted dancer. Finally, we cropped down from the top of the image to eliminate the bald sky area.



Carlton Johnson's *Run for It* told a mysterious story, but we felt there were a couple of distracting elements. We used the **Remove Tool** to remove the two figures behind the bride (?) as well as the figure in the billboard above them. Still mysterious but a lot less distracting.

[Continued on next page](#)



Ethiopian Partisan by Jay Bitkower was already worked on by Jay. We felt it needed more work to take it from a “shot of someone else’s artwork” to an image Jay could call his own. First we went to **Image > Adjustments > Shadows/Highlights...** and opened up the shadows to bring out some of the details in the bronze sculpture. We next went to **Edit > Sky Replacement** and chose a sky that went with the image.

Please Note...

some of the techniques used in this PDI Workshop may not be admissible in our monthly competitions—using AI, sky replacements, etc.

If unsure, ask the Competition Committee for clarification.

Bronx Zoo Workshop

by Ann Broder

I'd like to share a recent workshop I took with the Dengrove Studios in Port Chester, NY. It was a workshop/field trip to the Bronx Zoo. (Club member Ruth Yashpan also attended.)

The event was very well organized. The leader, photographer, Scott Dengrove, of Dengrove Studios, was quite upbeat, hands-on, and very knowledgeable about all things photographic. It was nice to get away from indoor shooting and learn some "tricks of the trade" in nature photography. Attached are some of photos from the event.



Australian Tree Kangaroo



Ring Tailed Lemur



Eastern Long-Neck Turtle

All images
©2024 Ann Broder

Help Wanted

Former Park West Camera Club member Elaine Kirchen wrote to us with a request for some help...

I have had a series of orthopedic problems and for months I have had a new Olympus OM Mark II sitting unused in my cabinet along with a myriad of lenses. I need help setting it set up and then taking a trip into the field/

streets. I am willing to pay for any help you can offer.

Elaine may be reached at [<elaine_kirchen@live.com>](mailto:elaine_kirchen@live.com)

Panorama of the Month



Bikers ©2012 Chuck Pine



About (Y)our Website

by Michael Schleiff

Park West Camera Club's website offers an array of topics for your review. The site should be your go-to place to get information regarding the Club. Following is just a partial list of sections that can be found on the website:

- **Home Page**—This is our face to the Internet world. On it is a listing of all the latest news and upcoming schedule of events. We highlight the latest competition winners in a continual loop for everyone to see. In addition, there's a direct link to the latest edition of *Photo Notes*. New issues are uploaded immediately upon their release each month. Finally, under the masthead, there is a menu area that lists 12 different areas of various Club info, some of which are:
- **Newsletters**—10 years of past *Photo Notes* are available online and may be downloaded.
- **Organization**—features the latest PDF files containing membership information including the PWCC Constitution and Bylaws. In addition, there is a "Resource Link" submenu. Listed here are web links to various imaging-related websites. Included are sites offering Photoshop and Lightroom help. We are always looking to add links, so if you have any photography-related websites that you would like to add, please contact us.
- **Competition Manual & Labels**—this is where the Monthly Judging Guidelines and Competition Manual are to be found. The Competition Manual includes detailed specifications on presenting PDI images for entry into competitions.
- **Member Galleries**—are available to show your work on the web. They can be accessed in the Member Galleries Menu or directly from any web browser by searching Park West Camera Club and your name. Instructions for setting up a gallery may be found at the first dropdown in the Club Members Galleries menu "Instructions to Create a Members Gallery." If you have any

questions, please follow up with the website committee.

- **How-to Videos, Notes, and Speakers**—all speaker talks have been recorded and uploaded to the website. In addition, we have how-to videos covering various techniques for editing your photographs.

Your Website Committee is continually uploading new and exciting information to the website. The goal is to make www.parkwestcameraclub.org a primary source for Club and imaging information. We are always looking to expand the website. If you have any ideas, please contact Michael Schleiff or Christine Doyle.

Street Photo Tip

Choose your subjects wisely!

If someone looks angry, scary, or stressed, *don't* photograph them. You should never take any photos of people who make you feel uncomfortable. As the saying goes, "It's better to be safe, than sorry."

New Member Bio

Michael Iannuzzi



I learned of the Park West Camera Club using a google search and I am delighted to have joined.

I grew up in Brooklyn and now live in Staten Island. For college I went to what was then called Brooklyn Poly, now known as the NYU Tandon School of Engineering.

I first got into photography when I was a freshman in high school when I joined the school's photography club. (OK, I'll say it—it was 1966.) The club members used a 4X5 Graflex, a twin kens reflex Yashica (120 film), and a 35mm Nikon. The seniors taught me to use the different cameras and to develop and print. There was a generous budget.

An unusual occurrence my first year was that I was the only club member left when the seniors graduated. I elected myself club president and because of lack of interest from

other students I took most of the school's photos for the next three years.

My first personal camera was a 35mm Konica Autoreflex T. I also had my own home darkroom and equipment (black and white only). I went completely digital some time ago moving from the film-based Canon Rebel and have stuck with the Canon EOS system. I use Lightroom and Photoshop.

Since recently retiring from health care and teaching, I am focusing on photography and painting and I'm studying the history of photography and art. (MOMA is an incredible photographic resource.)

My interests are in street photography and in shooting people, not so much in landscapes. I spend one day a week at museums and photograph much of the artwork to be able to spend more time at home with each piece. I also shoot the sculptures; this helps me learn about available portrait lighting.

I look forward to learning from other club members and sharing my photographs for their feedback.

Based on what you wrote, Michael, I have a feeling you have a lot to offer to the Club members, and I'm sure you'll learn from others as well.
—Marlene (Membership Chair)

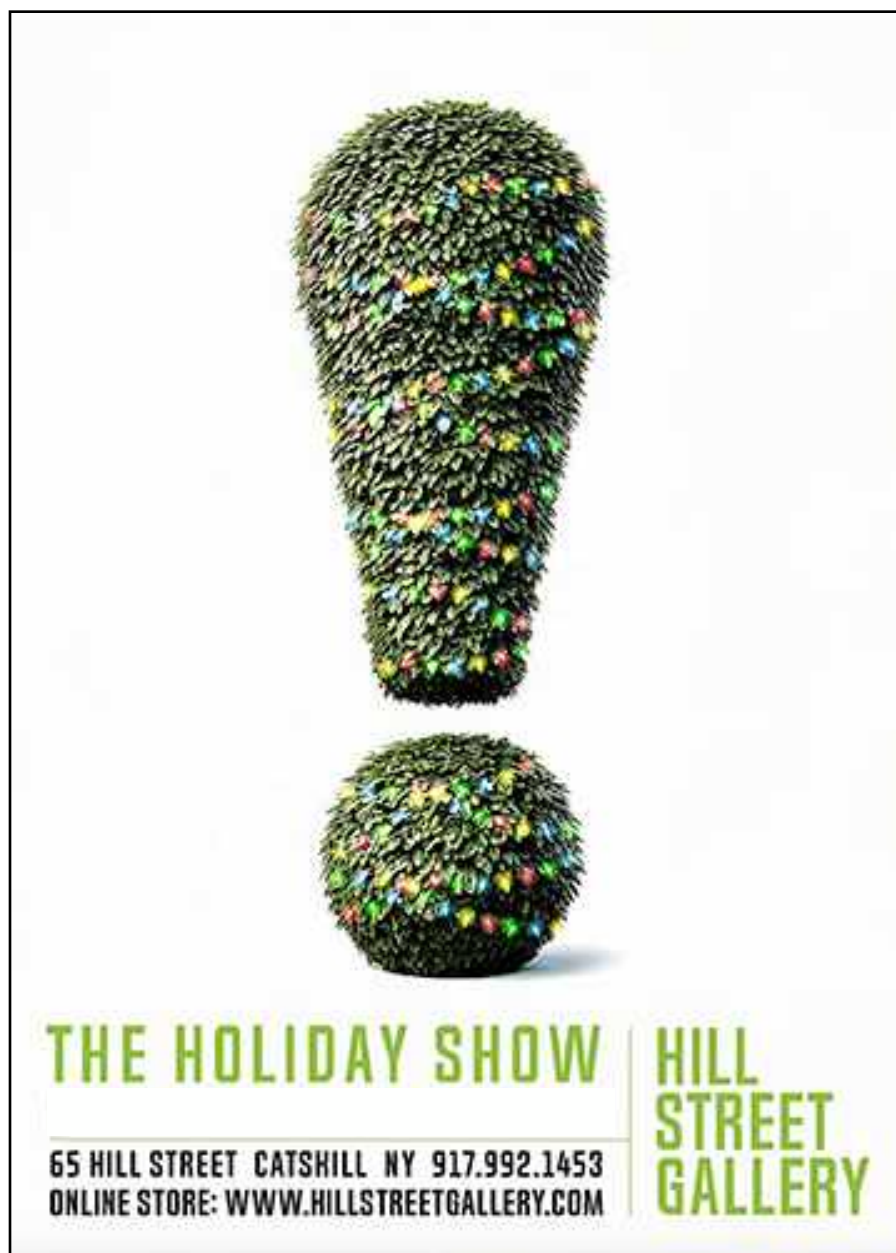
I submit two of my photos...



One is high schoolers playing basketball and I submit this one to tell the story that last year a grand-nephew's team played my high school. I took the photograph from the same position I had taken the school pictures almost sixty years ago—but now with a camera that does not need a flash and maintains focus no matter where the player moves.



The second photo exemplifies why I take photos at museums. Sometimes there's more going on than just the art itself.



The Hill Street Gallery is owned and operated by Park West Camera Club member Bruce Byers.

The Holiday Show features:

- a curated selection of limited edition, large-scale, graphic images from gallery owner and photographer, Bruce Byers
- posters and illustrations from creative director and AI artist Glenn Bathing
- antique prints of Catskill & Beyond from the old print shop in Manhattan
- collection of ceramic work from the faculty and staff of Greenwich House Pottery (proceeds to benefit GHP's "Shape of the Future" capital campaign)

AAP—Portraits

AAP Magazine (that stands for All About Photography). is excited to announce the winners of its 2024 highly-anticipated Portrait Photo Competition. Chosen from a remarkable array of entries, these winning photographers have excelled in portraying the essence of their subjects through the art of portraiture. Here are some of the winning images...



#1 Winner
Revisiting Beauty
© Aline Smithson (United States)



#2 Winner
A Dog Day Afternoon
© Manuel Besse (France)



Honors
© Tom Zimmeroff (United States)



#3 Winner
The Story of Stoney Sleep
© Simon Martin (United Kingdom)



Merit Award
© Alena Grom (Ukraine)

Wide Angle Rescue

DxO announced the updated version of its ViewPoint 5 software that gives users the ability to correct perspective, warp imperfections, and also resolve any issues caused by wide-angle lenses. If you need to adjust the perspective or geometry—whether that's across the whole image or in specific areas—there's nothing



else on the market like DxO ViewPoint 5.

ViewPoint 5 is available now for Windows and macOS for \$109. Upgrade versions are



also available to existing users at a reduced price of \$69. The new software version can be bought on the DxO website <www.dxo.com>

Clyde Butcher



*Mammoth Hot Springs Terrace
Yellowstone National Park
© Clyde Butcher*

Where to Go

Small Towns

Travel + Leisure magazine recently published its list of *America's Best Small Towns of 2024*. There were 10 categories of towns ranging from beach, mountain, desert, and lake towns to towns for arts and culture, food and wine, and even shopping. All 10 of the winners would make great photo ops, too!

Here are the winners...



Mountain Town
Island Park, ID



Spa + Wellness Town
Ouray, CO



Desert Town
Bisbee, AZ



Retirement Town
Stuart, FL



Beach Town
Paia, Maui, HI



Arts + Culture Town
New Hope, PA



College Town
Clemson, SC



Lake Town
Harbor Springs, MI



Food + Wine Town
Elk, CA



Shopping Town
Round Top, TX



Realism and Authenticity

A landscape photography competition that prioritizes the “integrity of the subject” and eschews deceptive digital editing techniques and all uses of artificial intelligence has announced its winners.

The *Natural Landscape Photography Awards* is in its fourth year. It was set up for four landscape photographers to “promote the best landscape and nature photography by digital and film photographers who truly value realism and authenticity in their work.”

The competition’s rules are designed to exclude images that are misrepresentative of reality. Compositing images together; removing elements from a photo; distorting objects in the photo; and multiple exposures, are all banned from the competition. (They check the RAW files of the finalists for compliance.)

Here are some of this year’s winning images...



Andrew Mielzynski



Tobias Richter



Peter Meyer



Niall McLaughlin

Aiarty

What is Aiarty? And, how is it supposed to be pronounced? My guess is A-I (as in artificial intelligence) - arty. Any way you say it, it is a program that uses AI to improve resolution, detail, and overall quality of your images. Aiarty offers a powerful solution if you're dealing with old or flawed photographs, or any type of low-resolution digital image.

For a closer look at Aiarty's capabilities, you can watch their official video demo at www.youtube.com/watch?v=jHIN0mafKRs

The regular price includes a 1-year license for \$85 or a life-time license for \$155. However, Aiarty is currently (when this was written) offering discounts on both licenses.



Project Your Images

Looking for a compact digital projector so you can share your images at home or on the road? The latest Epson EpiqVision Flex CO-W01 might just be for you. Its specs include WXGA native resolution (1280 x 800), a brightness of 3,000 lumens, a 5-watt speaker, built-in keystone correction, and



more. There are a couple of only's that go with it—it weighs in at only 5½ pounds and costs only \$299.99 at B&H. Plus, if you use the B&H payboo card, you save over \$26 in tax. Wow!

Photo Cartoon



Rest in Peace



Paul Caponigro, an American photographer from Boston, died last month due to congestive heart failure. He was 91 years old.

Caponigro studied with Minor White and was awarded two Guggenheim Fellowships, three grants from the NEA and the Centenary Medal and Honorary Fellowship from the Royal Photographic Society. His best known photographs are *Running White Deer* and *Galaxy Apple*.

Caponigro's subject matter included landscapes and still life. He is often regarded as one of America's foremost landscape photographers. His son, John Paul Caponigro is also a photographer of note.



All photos
© Paul Caponigro



WPoY Winners

Celebrating its 60th year, *Wildlife Photographer of the Year* is developed and produced by the Natural History Museum, London. This year, they received a record-breaking 59,228 entries from well over 100 countries and territories and granted awards to 100 photos. The two Grand Title winners were selected from 18 category winners.

Here are some of the wildlife winning images...



Grand Title
The Swarm of Life
© Shane Gross, Canada



Winner—Behavior/Birds
Practice Makes Perfect
© Jack Zhi, USA



Grand Title—Youth
Life Under Dead Wood
© Alexis Tinker-Tsavalas, Germany



Winner—Behavior: Invertebrates
The Demolition Squad
© Ingo Arndt, Germany



Winner—Impact Award
Hope for the Ninu
© Jannico Kelk, Australia

Photo Shorts

Wanna Hassel?



The new *Hasselblad XCD 75mm f-3.4 P* is a short portrait-length prime lens that's ideal for full-length shoots and groups, as well. It's also great for street, landscape, and other general applications. As a P-series lens, it prioritizes portability and nimbleness, and this lens has a faster aperture for better depth of field and handheld use in available light. And, since it's a Hasselblad, it has top-notch quality. It also has a top level price tag of \$2,229.

Crop-sensor Nikon



The Nikon Z50 II shoots 20.9MP photos using its 1.5X crop sensor and offers a top shooting speed of a 11fps for RAW/JPEG photos through the mechanical shutter and a whopping 30fps for shooting in JPEG with the electronic shutter. The Z50 II also has a dedicated Picture Control button for one-touch selection

from a range of color presets, picture controls, and more. Body only price: \$909.95.

Under \$40

Designed and tailored with travel photography enthusiasts in mind, the folks at K&F



Concept released an new, affordable, compact and lightweight tripod ready to get taken everywhere you want. Crafted with a premium aluminum alloy, it's highly durable and less heavy than most other tripods. It weighs in at a tad over 2½ pounds; it folds down to less than 20 inches; and it has a working height from 21 to 75 inches. It's got a 3D panoramic ball head supporting up to 8.8 pounds. And all this for under \$40.

Sigma for Canon



For the longest time Canon did not allow third party lens makers to make lenses for their camera bodies. Things have changed. Sigma has gotten permission and they've just announced four RF mount

lenses for Canon's crop-sensor cameras. They're all in Sigma's Contemporary line, designed with high performance and compactness in mind. They are the 16mm, 23mm, 30mm, and 56mm focal lengths—and they all have *f*-1.4 as their widest apertures. Prices vary.

Flagship Versatility



The Sony α1 II mirrorless body is the best combination of top features for photographers wanting an equal mixture of speed, resolution, and video performance. Its 50MP full-frame sensor can shoot up to 30 frames per second while maintaining auto exposure and auto focus. It also has over 8 stops of image stabilization built into the camera (not the lens) and the latest AI tracking and "human pose estimation." It should be available by the time you read this at a cost of only (???) \$6,498.



Holiday Photo Ops

There's something special—no, make that extra special—about New York City during the holiday season. Just about every street corner is decked out with twinkling lights, sparkling ornaments, and massive Christmas trees, that make the chill of the winter air a little more bearable. You'll never run out of things to do and photograph in The Big Apple. Here are a few of them...



Ice Skating-Rockefeller Center



Double Decker Bus Tours



Bryant Park Winter Village



Dyker Heights Mansions



Holiday Windows

Street Photo Tip

Keep your camera against your eye!

After you take a picture, your instinct is to take the camera away from your eye, even if just slightly. Everyone does this, and it's normally a good thing.

When you're trying to photograph without your subject noticing, moving the camera away from your face is a clue to the person being shot that you just took a picture.

Instead, just keep the camera up to your eye as the subject passes by.

Where to Go

Have a Warm Christmas

Are you dreaming of a *White Christmas*? Or are you dreading it? Want to get away for a bit where life moves at a slower pace and there's little chance of snow and frigid temps? Try a relaxing holiday trip to one of these Southern destinations and enjoy local markets, whimsical lighting displays, and plenty of photo ops...



St. Augustine
Florida



Sevierville, Pigeon Forge &
Gatlinburg
Tennessee



Ridgeland
Mississippi



Myrtle Beach
South Carolina

Photo Books are Old

When was the first photo book released? 1950? 1900? 1880? Nope!

Photo books have a rich history in photography, dating back to 1843. Anna Atkins, a British botanist, seems to have started it all. She learned some early photographic processes from Henry Fox Talbot (inventor of the calotype, one of the first processes to rival the daguerreotype).

Atkins was one of the first female photographers.

Atkins documented botanical specimens using the blue-tinted cyanotype process. She then compiled her cyanotypes into an 1843 publication, *Photographs of British Algae: Cyanotype Impressions*. From then to 1854, Atkins produced several more volumes of her *Cyanotype Impressions* series. Only 17 copies of the work still exist.



Women's History Month

February, which is Women's History Month, is right around the corner. For this event, some of National Geographic's boundary-breaking female photojournalists reflect on their favorite work by their peers. It's a 15-minute read, but you'll linger much longer over the wonderful photographs.



Before Katie Stubblefield had a face transplant, she posed for this portrait. It shows her severely injured face—but photographer Maggie Steber also wanted to capture “her inner beauty and her pride and determination.”

© Maggie Steber
NatGeo Image Collection

You can find the article and the images here... <www.nationalgeographic.com/history/article/how-women-photographers-have-changed-the-way-we-see-the-world>



WHAT IS A GRAND LANDSCAPE?

- Defined by sweeping vistas, epic views and dramatic scenery.
- Usually taken with a wide angle lens.
- Generally follows the formula of having a foreground, mid ground and background.
- Often taken during sunrise / sunset.
- This is what comes to mind when someone thinks of Landscape Photography.

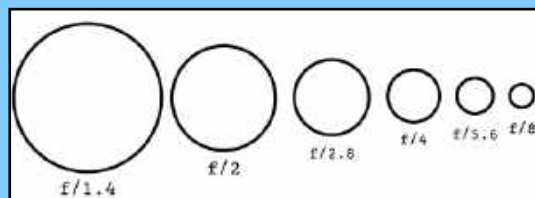
Lenses-Camera vs Eye

The camera lens and the eye have a *lot* in common—more than you might realize!

All lenses have an aperture, the opening through which light passes. The camera lens controls the amount of light that reaches the sensor by adjusting the diameter of the aperture opening. Smaller apertures,

such as $f/8$, let in less light, wider apertures let in more.

Your eyes are the same! The iris does the same job, relaxing and constricting muscles to regulate the amount of light entering the eye. When you move from light to dark areas, the iris in your eye expands or shrinks to alter the size of the pupil (the aperture).



Where to Go

New Year's Celebrations

New Year's traditions change from culture to culture—wear all white, eat 12 grapes, whatever—but no matter where you are, New Year's eve and day are times for celebration and photography. From fireworks dazzlingly multicultural displays to brave-the-crowds spectacles, here are some of the best places to ring in the new year...



Ko Pha Ngan
Thailand



Prague
Czech Republic



Cape town
South Africa



New York City
New York



Sydney
Australia



New Orleans
Louisiana



London
England



Nassau
The Bahamas



Rio de Janeiro
Brazil



Taipei
Taiwan

Did You Know?

The first photojournalism took place in 1855!

Carol Szathmari was a Romanian lithographer, a painter, and a photographer. He is considered the world's first combat photographer and photojournalist for his pictures on the battlefield shot during the first year of the Russo-Turkish war, later known as the Crimean War.



Where to Go

Living History

Have you ever thought about having a time machine (think H. G. Wells) and going back to photograph what things used to be? Science fiction aside, you can go back in history!

The solution is found at a living history museum. You can travel back in time with the use of reenactments, architectural preservation, live artisans, hands-on activities—and they're all, at least many of them, make for great photo ops. Here are a few to whet your appetite, and all just a short drive/bus ride from the Big Apple...



Old Bethpage Village
Old Bethpage, NY
1 hour



Allaire State Park
Wall Township, NJ
1 ¼ hours



Mystic Seaport
Mystic, CT
2 ½ hours



Old Sturbridge Village
Sturbridge, MA
3 ¾ hours



Genesee Country Village
Mumford, NY
5 ½ hours

Street Photo Tip

Be quiet

Noise, from a camera's mirror or shutter might attract some attention from your subject. If your DSLR or P&S camera has a "silent mode," use it. Mirrorless and smartphone cameras, by their very nature and design, are silent.

The Blue Marble



Taken in December 1972, *The Blue Marble* was captured by the crew of Apollo 17 on their way to the Moon. The picture was taken a whopping 18,000 miles (29,000 kilometers) from the surface of the Earth and is the first photograph to depict the entirety of our planet from space.

The photograph became one of the most reproduced images in history. It inspired and was used by countless activists in the environmental (and other) movement.

It was shot with at 2¼" Hasselblad 500C medium format film camera with an 80mm Zeiss lens.



Due to weight restrictions, not all of the cameras that have gone to the moon have come it back to Earth. Twelve Hasselblad cameras remain on the lunar surface.

Using Your Camera

by Chuck Pine

Get Creative

When you find yourself in an artistic rut, with the right tools and practice, you can work your way out of it by trying a new creative technique or two. Here are some photography ideas to try...



Spray

There's an old technique in photography that's called "Spray and Pray," where you'd set the camera to burst mode/continuous shooting and take lots of images, hoping and praying for at least one good shot.

Not!

For the spray technique (no pray), attach a plain filter over your lens and use a small spray bottle to moisten part or all of the filter with droplets of water. Shoot through the drops for creative bokeh effects. You can control the effect by using a variety of apertures/*f*-stops.

Fog and Haze

There are two weather-related conditions that can make for some great photo ops. But they're not always present. Fog machines would be a great tool for this, but they are quite cumbersome and very expensive

"Atmosphere Aerosol" to the rescue. It can give you an affordable and convenient way to add haze or fog to a shoot. It allows you to create rays of light, smoke and fog settings, etc. and it is safe and only \$13.95 for a single spray can (from B&H).

Double exposure

Whether you create them in-camera (which is challenging but a lot of fun) or later in post production software such as Photoshop, you can get some cool effects and communicate surreal and conceptual ideas. The possibilities are endless with this one



Street Photo Tip

Think about what you'll say

Smile. Act confident and make it clear that you're not doing anything wrong. If you look sneaky or sheepish, it'll

be read it as guilt. Second, tell the truth. Third, flattery will help you get out of almost all situations. Finally, hand them the PWCC business card, so they know you're an amateur and just out there taking some pictures for fun.

Photo Shopping

by Chuck Pine

iPhone Fisheyes

Even if you own one of the fancy new iPhones, you're limited to just three lenses.

And none of them is a super-wide-angle lens! Having a fisheye lens that you can attach to your iPhone can open up some great photographic opportunities. There are tons of fisheye options for the iPhone available, but a lot of them are low quality and could adversely affect the quality of your images. Here are some of the best ones out there...



Moment 14mm Fisheye Mobile Lens

170° field of view

Great quality glass

No image distortion

\$119.99 (discounts available)



Keyring 198° Fisheye Lens

198° field of view

Easy to use

Not the best quality



\$13.99

Death Lens Fisheye

Good quality glass

Great image quality

Glass can scratch easily

Not a true fisheye

\$45



Sandmarc Fisheye Lens

210° field of view

Great optical quality

No distortion

\$99.99



Did You Know?

The world's most viewed photograph, *Bliss*, was shot by a former Nat Geo shooter, Charles O'Rear, in 1996. It depicts rolling green hills and a semi-cloudy blue sky in Sonoma County, California.



In 2000, Microsoft bought the rights to the image (which was originally titled *Bucolic Green Hills*). They used the photograph as the wallpaper for their latest PC operating system, *Windows XP*.

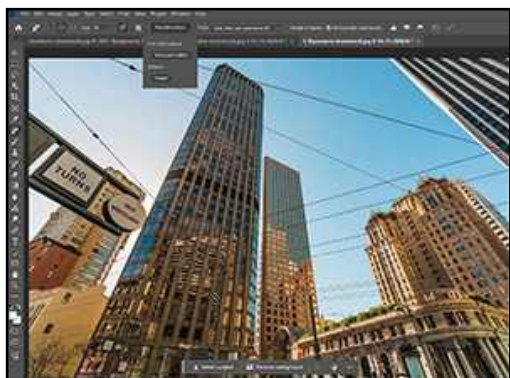


[Many photographers have since attempted to re-create this image but the rolling hill has since become a vineyard.]

PhotoShpping

by Chuck Pine

Improved Remove



The **Remove Tool** was released last year, enabling users to brush over or circle an object to remove it from the image.



The **Remove Tool** can be found nested below the **Spot Healing Brush** in the **Tool Bar**.

Photoshop then uses AI to fill the space.



The new **Distraction Removal** feature built into the **Remove Tool** makes it easy. With one click, you can find, remove, and replace distractions. Click on **Find Distractions** and then choose **Wires and Cables** or **People**.

The **Remove Tool** has some other new functions as well. It can automatically choose between different technologies (**Content Aware** or **Generative AI**) to deliver the best results in any situation.

Click on **Mode**. In the drop-down menu that appears you can select **Auto** and Photoshop will use **Content Aware** or **Generative AI**—whichever works better. You can also turn **Generative AI** on or off in this drop-down menu.

[Note—You may need to upgrade your operating system and/or your Photoshop for this new feature to operate properly!]

Did You Know?

ΦΩΤΟΓΡΑΦΙΑ

The term photography comes from the Greek words *photos* (light) and *graphein* (to draw or write), effectively meaning *drawing/writing with light*.



The world's first photography agency, Magnum Photos, was founded in 1947 by four pro photographers: Robert Capa, Henri Cartier-Bresson, George Rodger, and David Seymour. It remains a cooperative owned and run by its member photographers.

PhotoShpping

by Chuck Pine

Extending Visions

There are several reasons why you might want to extend or expand an image. The most common is that when you shot the original, you were too close to the subject, and some areas of it were cropped.



In this example I shot the belly dancer from above with a slow-ish shutter speed to show some of the movement. After looking at the image I realized that I could use more space around the dancer—especially where her hands are too close to the edges of the frame.

There are two ways to improve the image—**Content Aware Fill** and **Generative Expand**. Both of these start from Photoshop's **Crop Tool**.

Here's how...



Select the **Crop Tool** from the **Menu Bar**.

The **Crop Box** will appear surrounding the image.



Use the “handles” to extend the image on the sides that need it. (I extended this image on all four sides.)



In the Fill box I selected **Content Aware Fill** and hit the **check mark** (✓) to start the process. This is what I got...



It looked good, except for the top area—the hand was duplicated and the white material had a strange indentation.

I then switched to **Generative Expand**, and hit the **check mark** (✓) to start this process.



A box appeared to show that the computer was generating some new files.



In a few seconds it displayed three **Variations** of the newly extended image.



I clicked on all three and chose the one I liked best (the first one).

This is final result...



[Compare it to the original image in the left column.]

B & H Event Space

The B&H Photo Event Space offers free virtual workshops. Here are a few of the upcoming offerings:



Tue Dec 10
Financial District Photowalk
Speaker: Tony Gale



Thu Dec 12
The Future of Photography
Speakers: Clifford Pickett, Greg Benz, and Susan Magnano



Tue Dec 17
Copyright Q&A
Speakers: Ed Greenberg and Jack Reznicki



Thu Dec 19
Hybrid Shooting in Thailand
Speaker: Reza Malayeri



Mon Dec 30
A Conversation with...
Speaker: Meredith Fleischer



Tue Dec 31
Nature Photography
Speaker: Russell Graves

For more information and additional workshops go to [<bhphotovideo.com>](http://bhphotovideo.com) and click on Event Space.

PSA Conference



The Photographic Society of America's 2025 Photo Festival is scheduled for September 24th thru the 27th. It will be held in Portland, Oregon.

Enjoy many photographic opportunities, seminars, and workshops. Meeting member photographers from around the world.

Details for the festival are not yet available. Check the website <www.psa-photo.org> for late-breaking information and online registration.



Sierra Meetings 2024-2025

The New York City Sierra Club Photo Committee has meetings scheduled for the upcoming 2024-2025 year.

Some of the meetings will be held using the Zoom Software and some will be in-person at the School for Visual Arts (SVA)—136 West 21st St, Room 418F.

Tickets for the event must be purchased in advance on [Eventbrite](https://www.eventbrite.com). An \$8 donation is suggested.

Tues.	9/17/24	SVA
Tues.	10/15/24	Zoom
Tues.	11/12/24	SVA
Tues.	12/17/24	Zoom
Tues.	1/21/25	SVA
Tues.	2/18/25	Zoom
Tues.	3/18/25	SVA
Tues.	4/15/25	Zoom
Tues.	5/20/25	SVA
Tues.	6/17/25	Zoom



Holiday Sale



Whether it's capturing scenic vistas, wildlife, or holiday gatherings, saving money on new gear is always a great way to spend the holidays. And for the next month or so (this is a limited-time offer that ends on January 5th) you can save lots of cash on Tamron lenses. Here are a few of these offers...

Save \$100 on the 18-300mm *f*-3.5-6.3 Di III-A VC VXD for Sony E or Fujifilm X

Save \$200 on the 28-75mm *f*-2.8 Di III VXD G2 for Sony E or Nikon Z

Save \$200 on the 35-150mm *f*-2-2.8 Di III VXD for Sony E or Nikon Z



NANPA Summit



Discover: NANPA Summit 2025
 May 15-17, 2025
 Westin La Paloma
 Tucson, AZ

Early Bird Registration NOW OPEN!
www.NANPASummit.com

 **NANPA SUMMIT**
 2025 • TUCSON, AZ

Night Skies of the Texas Outback

This area is full of rugged landscapes, wide-open skies, and some of the last truly wild places in the West. In a way, the area is a land that time forgot. You'll step into another era and photograph old ghost towns, farmhouses, canyon lands and more—all under the night sky. At this time of year, the skies are dark and crisp, and the Milky Way is as bright as it gets. During the day, you'll photograph landscapes and other points of interest.

Round out your portfolio with amazing imagery, learn some new photo techniques, shoot with like-minded people, and unleash your creativity in this one-of-a-kind workshop.

Instructor—Russell Graves
 Hackberry Farm Workshops
www.hackberryfarmtexas.com
 March 23 - 28, 2025
 \$3,495



ArtWolfe Workshops



INDIA

Jan 6 - 19, 2025



WILD LIVES: GERMANY

Feb 1, 2025



JAPAN

Feb 8-18, 2025



TANZANIA

Mar 5-15, 2025



BHUTAN

Mar 30-April 12, 2025



VIETNAM

May 20-30, 2025



THAILAND/CAMBODIA

May 30-June 11, 2025



BANDON, OREGON

June 19 - 22, 2025



GRAND TETON

June 25 - 29, 2025



GLACIER BAY

July 17 - 24, 2025



KATMAI BEARS

Aug. 7- 13, 2025



CALIFORNIA COAST

Sept 10-14, 2025



COLORADO

Sept 24-28, 2025



OLYMPIC PENINSULA

Oct. 9 - 12, 2025



EGYPT

Nov. 5 - 16, 2025



MOROCCO

Mar 7- 20, 2026



MADAGASCAR

June 5 - 19, 2026



MONGOLIA

July 6 - 16, 2026



BORNEO

Oct 2-11, 2026



POLAR BEARS

Oct 20-26, 2026



PRIVATE TOUR

with Art Wolfe

Caribbean Getaways

It's getting to be that time of year when, at least up here in the northeast, the temps have dropped, the winter chill is in the air, and the ice and snow aren't too far away. Is it time to head to warmer climes?

If you're inclined to head south for the winter, or at least part on it, here are some great photo op destinations to consider...



Anguilla



Dominica



St. Lucia



Trinidad and Tobago

Retreat in the Woods



The poster for the Suspect Photography Retreat In the Woods features a central image of a forest path leading to a white Airstream trailer. At the top, there are six portraits of the faculty: Sean Kernan, Chloe Ramirez, Cliff Hausner, Sara Fox, Steve Simon, and Mat Thorne. Below these are two more portraits: Dakota Lee and David Brommer. The text on the poster reads: "Suspect Photography", "Retreat In the Woods", "September 25-28 2025 Catskill Mountains NY". At the bottom, there are logos for thinkTANK, B&H, EPSON, and LUDOCOM, along with a QR code.

This special retreat will take place entirely in the fall woods and features an all-star faculty! The location is AutoCamp Catskills in NY State. Perks include luxury Airstream Cabins nestled in the heart of the woods, professional photo models, a printed portfolio of your work and a experience that will have a profound impact on your photography.

www.eventcreate.com/e/suspectretreatinthewoods



Schedule of Activities

Park West Camera Club meets just about every Monday night (with some exceptions for a few holidays and a shortened summer schedule).

Due to the coronavirus pandemic and its aftermath, Club activities will be virtual using the Zoom software. Members will be emailed all the information necessary to log in and participate. Guests may request log-in details by emailing Park West Camera Club at <pwccny@gmail.com>

Check the Club's Website <www.parkwestcameraclub.org> for late-breaking details on meetings and other PWCC activities.

Meetings begin at 7 p.m. except for the competitions which begin at 6:30 p.m. You may log-on using the Zoom software 15 minutes earlier.

Listed on the following pages are all PWCC activities. **Photo Ops** (opportunities to take photos) and **Photo Events** (of interest to photographers) are also listed.



© Cole Thompson

* Monday, December 9
Guest Speaker
Cole Thompson

Tonight's guest photographer is Cole Thompson. He is a black-and-white fine art photographer. "At 14 years of age, I knew I was destined to be a fine art photographer. While hiking in Rochester, NY I stumbled across the ruin of an old home that George Eastman had once owned. This piqued my interest and I read his biography. I was fascinated with photography and before I had completed the book, and before I had even taken a photograph or seen a print develop in the darkroom, I knew that I was going to be a photographer. For the next 10 years photography was my complete existence, if I wasn't taking pictures or working in the darkroom, I was reading every book and looking at every image I could find. There was nothing in my life but photography." Check out

Cole's website <colethompsonphotography.com> to learn more and to see some of his amazing imagery. The curtain raiser for this evening is relatively new Club member, Raylie Dunkel.

NYMACC

Tuesday , December 10
NYMACC Meeting

The New York Metro Area Camera Council is an umbrella organization for camera clubs and other photography groups and individuals in the New York metropolitan area. Park West is a founding member of the council. All Club members are invited to attend tonight's meeting to see what's going on around town, photographically speaking, of course. Their monthly Zoom meeting starts at 7 p.m. If you'd like to join the meeting contact NYMACC <deborah.NYMACC@gmail.com> for the Zoom link.



© Marilyn Fish-Glynn

Thursday, December 12

Photo Event

Soho Photo Opening

Our long-time PWCC member, and former long-time Club vice president, Marilyn Fish-Glynn will have the opening reception tonight for her show, *A Quirky Eye: Forty Years of Photography*. The exhibit is at the Soho Photo Gallery, 15 White Street (in TriBeCa, not in Soho!)



* Monday, December 16
Holiday Party

Plans for the Club's annual holiday party have been made and announced at our last business meeting. We'll have

an informal get-together at Brookfield Place, a shopping center and office building complex in Battery Park City, across West Street from the Freedom Tower, and overlooking the Hudson River. All Club members, your family, and friends, are invited to join in the holiday spirit (and spirits, if you so desire). We'll start gathering around 4 p.m. We'll meet on the ground floor so we can shoot the sunset over New Jersey and its afterglow. The plan is to go upstairs to the 2nd floor food court, order some food or drinks from any of the over 25 vendors, and then find a spot where we can meet, eat, and chat. This is an open-ended event—you can leave whenever you want, or stay as late as you want. Eat some more, do some last-minute holiday shopping, whatever. (We're planning a more formal dinner later in the year. More info to come.)

Tuesday, December 17
Photo Event
Sierra Photo

The New York City Sierra Club Photography Committee is holding its meeting tonight.

Celebrate...



Wed. Dec. 11th
National Have A Bagel Day



Tue. Dec. 17th
Wright Brothers Day



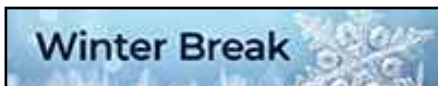
Sat. Dec. 28th
National Call a Friend Day





© Joshua Cripps

This meeting will be on Zoom only. Purchase your ticket through Eventbrite. An \$8 donation is suggested. The speaker will be Joshua Cripps. He is a wilderness landscape photographer who travels the globe for companies like Nat-Geo, CNN, and Nikon, among many others. Joshua lectures at conferences (and at Sierra Photo) and leads photo tours internationally. His website is www.joshuacripps.com



* Monday, December 23
No Meeting
Winter Break

There will be no meeting tonight. Wishing you some great photo-related gifts under the tree (or in front of the Menorah or the Kinara). If you will be traveling over these holiday, be safe and come back with tons of great images.



Wednesday, December 25
Photo Op—
Menorah Lighting

The Jewish Festival of Lights, Chanukah, is an eight-day celebration that begins tonight. Witness the lighting of the world's largest menorahs at sundown. Both Grand Army in Brooklyn and Grand Army Plaza in Manhattan compete for that title with their 32-foot-high, two-ton steel structures. In both of these sites, lightings take place at 5:30 p.m. (3:30 p.m. on Friday and 8:30 p.m. on Saturday).



* Monday, December 30
No Meeting
Winter Break

There will be no meeting this evening. Why not go out in the neighborhood or somewhere else to shoot the last of the holiday decorations? (Dyker Heights, in Brooklyn, might be a great location now that the crowds have died down!)



* Monday, December 30
Image Deadline
January Competition

Please note that PDI entries are due by midnight tonight for next week's monthly competition—the fourth of the year. Your images should follow the new Club sizing rules (.jpg/72ppi/2,000px on the longest side). See page 5 of this issue of *Photo Notes* for sizing and labeling directions. More information will be available in the soon-to-be updated *PWCC Competition Manual*. Send your two entries to this Club email pwcccompetition@yahoo.com If you want confirmation that your images were received, add this second email address hfklein@mindspring.com to the email with your images.

Tuesday, December 31
Photo Ops
New Year's Eve

Get out in the fresh air and do some shooting to welcome in the new year. There's the "ball drop" at Times Square. You can also go to Central Park to shoot the Midnight Run. Fireworks? Find them in Central Park, at the Statue of Liberty, and also



in Brooklyn's Prospect Park, not to mention dozens of other sites around the metro area.



Wednesday, January 1
Happy New Year!

With a little bit of luck there'll be a blanket of snow covering the City. Get out there and get some great shots before it starts to turn gray and melt.



Wednesday, January 1
Photo Op
Polar Bear Plunge

Strip down to your bathing suit, take a few steps over the snow and ice covering the

sand, and hurl your body into the ice-cold Atlantic Ocean. Sound like fun? Maybe not,... but you can shoot it all just off the boardwalk at Coney Island in front of the Wonder Wheel.



© Kathy Baca

* Monday, January 6
Monthly Competition

Tonight is the Club's fourth competition of the 2024-2025 season. Who will win the top honors? What will the judge say about your images? Will you agree? The only way to find out the answers to these probing questions is to enter the competition and join the Zoom meeting. Full rules are available from the Competition and/or the Membership Committees and on the PWCC website. PDI entries must be submitted by midnight one week prior to today—that's December 30th. You may enter up to two PDIs. Tonight's judge is Kathy Baca. Kathy is a photographer, a photo judge, and an instructor as well as an animal wrangler for photo shoots, film, TV, and print. She

has judged successfully for Park West in previous years. She also brought a bunch of critters to one of our meeting for us to shoot.

Celebrate...



Sat. Jan. 4th
National Spaghetti Day



Thu. Jan 16th
National Fig Newton Day



Mon. Jan 27th
Thomas Crapper Day





© Susan Magnano



© Sam Kanter

* Monday, January 13
Workshop
Light Painting

Light painting is the art of creating photos by setting long exposure times on a camera and using a moving light source to “paint.” Instructor and guide for this evening is Susan Magnano. Susan is a professional photographer, an explorer, and an educator. After starting out as a photo-journalist, she transitioned her skill for capturing moments into shooting events and portraits. An award-winning photographer with over 15 years of experience, she shares her innovative techniques and perspectives through her own company, PhoTour Adventures. Susan typically springs into action, once the sun sets, teaching her favorite subject, ... light painting. Join us for this evening of excitement and an educational experience.

NYMACC

Tuesday , January 14
NYMACC Meeting

The New York Metro Area Camera Council is an umbrella organization for camera clubs and other photography groups and individuals in the New York metropolitan area. Park West is a founding member of the council. All Club members are invited to attend tonight’s meeting to see what’s going on around town, photographically speaking, of course. Their monthly Zoom meeting starts at 7 p.m. If you’d like to join the meeting contact NYMACC <deborah.NYMACC@gmail.com> for the Zoom link.



* Monday, January 20
Guest Speaker
Sam Kanter

Tonight’s guest photographer, Sam Kanter, is a photographer, videographer, and musician who lives, works and teaches in New York City. He has been awarded grants from the NEA (National Endowment for the Arts) for his experimental work in the visual arts. Sam, who is currently working on his fifth book of street photography, presented to us a few months ago. Many of us were so interested in his work, especially in his post-processing workflow, that we’ve asked him to return and show us his magic. The curtain raiser for tonight, Elena Pierpont, is an excellent photographer and a long-time member of the Club.



Tuesday, January 21
Photo Event
Sierra Photo

The New York City Sierra Club Photography Committee is holding its monthly meeting tonight. The meeting will be held at the School of Visual Arts, 136 West 21st Street, 4th Floor, Room 418F at 6:30 p.m. It will also be broadcast on Zoom. Tickets will not be sold at the venue. Purchase tickets (both in-person and Zoom) through Eventbrite. \$8 is the suggested donation. The guest speaker is yet to be announced



* Wednesday, January 22
PDI Workshop Deadline

The deadline for submitting images for this Thursday's PDI (projected digital image) workshop is tonight at 11 p.m. Members may submit one or two images for a critique and suggestions for improvement.

Your images should be sent in following the new Club sizing rules (.jpg/72ppi/2,000px on the longest side). See page 5 of this issue of *Photo Notes* for sizing and labeling directions. Some images will be worked on with a variety of photo post-processing software. Only images from the first 10 members to send them in will be reviewed at this workshop. Other Club members may tune in to view and comment on the images and demonstrations. Send your images only to this website <pwccny@gmail.com>



Wed-Sun, Jan 22-26
Photo Op—
New York Boat Show

Ahoy, mates! The annual New York Boat Show, aka *Discover Boating*, is taking place this week. There are many great photo ops at this seaworthy event including, of course, the boats, the models in swimsuits, and many other attractions. [Photo hint—get close and shoot the details.] The show is open for all five days from 12 noon to 8 p.m. Tickets are \$20. There is a group rate of \$16 for 10 or more people.



* Thursday, January 23
PDI Workshop

See previous entry for details. This Zoom meeting will begin at 7 p.m.. The link to this workshop will be sent to the membership in the Club's weekly reminder.

Member Bios

Old and New Members

All new Club members are asked to submit an autobiography to help us get to know you better. The Membership Committee will be glad to assist you with this.

We now would like to ask not-so-new PWCC members to do the same. Tell us something about yourself—what you like to shoot, your background in photography, whatever you think would interest your fellow Park West Camera Club members.

Please submit your bio to <pwccny@aol.com> It will be published in a future issue of *Photo Notes*. Please also include a photo of yourself and a couple of your images with the article.



Image Deadline

* Saturday, January 25
Entry Deadline
Street Photography

Britannica.com loosely defines street photography as “the genre of photography that records everyday life in public places. The very publicness of the setting enables the shooter to take candid pictures of total strangers, often without their knowledge.” You may use any techniques on the street or in your software to achieve your final results. We’ll share all of the images at the meeting on Monday. Your images should be sized following the new Club sizing rules (.jpg/72ppi/2,000px on the longest side). See page 5 of this issue of *Photo Notes* for sizing and labeling directions. Send no more than 10 of your images by 11p.m. today to <pwccny@gmail.com>



* Monday, January 27
Theme Night
Street Photography

Tonight we’ll share all the images that members have shot, either candidly or openly, on the streets of the Big Apple, or

any where else on the world. See the January 28th entry, above, for the rules of entry. This should be a great evening!



* Monday, January 27
Image Deadline
January Competition

Please note that PDI entries are due by midnight tonight for next week’s monthly competition—the fourth of the year. Your images should be submitted following the new Club sizing rules (.jpg/72ppi/2,000px on the longest side). See page 5 of this issue of *Photo Notes* for sizing and labeling directions. Additional information is available in the *PWCC Competition Manual*. Send your two entries to this email only <pwcccompetition@yahoo.com> If you want confirmation that your images were received, send a separate email to <hfklein@mindspring.com> with the word “Confirm” in the subject line.



Wednesday, January 29
Photo Op—
Lunar New Year

Lunar New Year, also known as the Spring Festival or the Chinese New Year, is the most important holiday in China and Chinese communities around the world. This year is the *Year of the Snake*. It’s also celebrated in Vietnam, Korea, Malaysia, and Singapore. In New York City you have the choice of Chinatowns in which to shoot today’s events—the area surrounding Canal Street in downtown Manhattan, Flushing in Queens, and the Sunset Park neighborhood in Brooklyn (plus many other smaller enclaves around the metropolitan area). Google to fine out locations, dates, and times of all related activities celebrating Lunar New Year.



Table of Contents

Club News

- 2 Who's Who at PWCC
- 3 President's Message
- 4 2024-2025 Schedule
- 5 Zooming
- 5 Pop-Up Trips
- 5 Submitting Images
- 5 Emailing PWCC
- 6 Sunshine Fund
- 6 Wanted!
- 6 Club Meeting Times
- 6 PWCC Image Deadlines
- 7 Club Participation Nites
- 8 Images of the Month
- 8 Point Totals
- 9 Images of the Month
- 16 Forget Thanksgiving
- 17 New Image Sizes
- 17 New Competition Manual
- 17 Holiday Party
- 18 ExCom Meeting Minutes
- 20 Business Meeting Minutes
- 23 Member Retrospective
- 24 You Be the Judge 9
- 27 The Child
- 27 The First Selfie
- 28 Print Salon
- 28 Corrections
- 28 Lifetime Members
- 29 Curtain Raisers
- 29 December Birthdays
- 29 Committee Liaisons
- 29 Photo Notes Deadlines
- 30 PSA Membership
- 30 Instagram
- 30 On the Website
- 30 Street Photo Tip
- 31 PDI Workshop
- 35 Bronx Zoo Workshop
- 35 Help Wanted
- 35 Panorama of the Month
- 36 About (Y)our Website
- 36 Street Photo Tip
- 37 New Member Bio
- 38 Hill Street Gallery



Photography News

- 39 AAP—Portraits
- 40 Wide Angle Rescue
- 40 Clyde Butcher
- 41 Where to Go
- 42 Realism and Authenticity
- 43 Aiarty
- 43 Project Your Images
- 43 Photo Cartoon
- 44 Rest in Peace
- 45 WPoY Winners
- 46 Photo Shorts
- 47 Holiday Photo Ops
- 47 Street Photo Tip
- 48 Where to Go
- 48 Photo Books are Old
- 49 Women's History Month
- 49 Grand Landscapes
- 49 Lenses-Camera vs Eye
- 50 Where to Go
- 50 Did You Know?
- 51 Where to Go
- 51 The Blue Marble
- 51 Street Photo Tip
- 52 Using Your Camera
- 52 Street Photo Tip
- 53 Photo Shopping
- 53 Did You Know?
- 54 PhotoShopping
- 54 Did You Know?
- 55 PhotoShopping

Exhibits, Workshops, Etc.

- 56 B&H Event Space
- 57 PSA Conference
- 57 Sierra Meetings 2024-202
- 57 Holiday Sale
- 58 NANPA Summit
- 58 Night Skies/Texas Outback
- 59 ArtWolfe Workshops
- 59 Caribbean Getaways
- 60 Retreat in the Woods

Schedule of Activities

- 61 Schedule Of Activities
- 66 Member Bios
- 68 Table of Contents