

# PHOTO NOTES

Park West  
Camera Club

May 2025



## ***This Issue***

Volume 87 • Issue 9

|                               |         |
|-------------------------------|---------|
| Club News.....                | 2 - 37  |
| Photography News.....         | 38 - 51 |
| Exhibits, Workshops, Etc..... | 52 - 64 |
| Schedule of Activities.....   | 65 - 71 |
| Complete Index.....           | 72      |

Over 75 members' images inside!



The Park West Camera Club is an independent not-for-profit corporation. Guests are always welcome to our weekly Zoom meetings.

The PWCC newsletter, *Photo Notes*, is published every month by and for the members of the Park West Camera Club. Subscriptions are included with Club membership. Yearly subscriptions are available to non-members by email free of charge.

Submissions of full-length articles or smaller items of photographic or general interest are always accepted. The staff of *Photo Notes* reserves the right to edit any submissions which are published.

*Photo Notes* is optimized for viewing digitally.

### **Contact Information**

Website

[www.parkwestcameraclub.org](http://www.parkwestcameraclub.org)

Email Addresses

General [pwccny@gmail.com](mailto:pwccny@gmail.com)

Photo Notes [pwccny@aol.com](mailto:pwccny@aol.com)

Club Mailing Address

PWCC

680 West End Avenue, #5D

NY, NY 10025



Cover Photo  
*Rainy Day*  
©2014 Chuck Pine

### **Club Officers**

|                     |                                |
|---------------------|--------------------------------|
| <b>President</b>    | Chuck Pine                     |
| <b>V. President</b> | Michael Schleiff               |
| <b>Corres. Sec.</b> | Helen Bohmart Pine             |
| <b>Rec. Sec.</b>    | Christine Doyle                |
| <b>Treasurer</b>    | Joe Nawy                       |
| <b>At-Large</b>     | Betsy Currier<br>Jeff Langford |

### **Committee Chairs**

|                    |                                     |
|--------------------|-------------------------------------|
| <b>Competition</b> | Hedy Klein                          |
| <b>Membership</b>  | Marlene Schonbrun                   |
| <b>Photo Notes</b> | Chuck Pine                          |
| <b>Program</b>     | Marilyn Fish-Glynn<br>Alice Somma   |
| <b>Social</b>      | Vacancy                             |
| <b>Website</b>     | Michael Schleiff<br>Christine Doyle |
| <b>Workshop</b>    | Ed Lee<br>Bruce Byers               |

### **Currently Inactive Committees**

Archive, Field Trip,  
Gallery, House



## President's Message

### *Right Around the Corner*

When you read this it will be early May. And, guess what, is right around the corner?

Summer, of course! And what does summer bring to Park West?

First off, it brings our two biggest events of the season—the Year-End Competition and the Otto Litzel Memorial Year-End Dinner. Here's a short breakdown of what to expect in June and beyond...

The Year-End Competition is traditionally held on the first Monday in June. This year, as in the last couple of years, this is only partially true. Due to the possibilities of technical problems with Zoom and the internet, we hold the actual judging prior to the date we reveal the winners to the Club—this year on June 2nd. See page 8 of this issue of *Photo Notes* for all the details.

On the following Monday, we'll be showing the images from the canceled theme night in April. (It was canceled due to those technical problems with Zoom.) If you entered images back then, no problem, we've still got 'em. If you did not enter any, now's your chance to do so.

The Otto Litzel Memorial Year-End Dinner will be held this year on June 23rd. Where will it be? That's still up in the



air. We sent an email to all Club members detailing the options that the *ad hoc* Social Committee came up with and are waiting for the responses to be tallied. A decision is forthcoming. No matter what we decide on, there'll be plenty of things going on—awards, the installation of next year's ExCom, and (of course) plenty of food and socializing with

fellow PWCCers, family, and friends of the Club.

July and August will bring us together for our four every-other-week meetings. We try to get out and about for some of these meetings rather than stick to Zoom. If you've got any suggestions for what you'd like to do, please let us know. Send an email to either the aol or gmail address...

[<pwccny@aol.com>](mailto:pwccny@aol.com)

[<pwccny@gmail.com>](mailto:pwccny@gmail.com)

Remember, it's your Club. Participate in its operation.

Thanks, and see you at one of our future activities,

*Chuck*

### **Photo Notes**

Publisher: Park West Camera Club

Editor: Chuck Pine

Committee: Madeleine Barbara, Ann Broder, Renée Harper, Gladys Hopkowitz, Hedy Klein, Helen Pine, Puneet Sood, and Julie Wosk

Contributors: Evelynne Appel, Bruce Byers, Christine Doyle, Julie Foehrenbach, Hedy Klein, Natalie Manzino, David Miller, Chuck Pine, Helen Pine, Michael Schleiff, Dudley Slater, and Joan Slatkin

*Photo Notes* is produced on a MacBook Pro using Apple Pages and Adobe Photoshop software.

All uncredited images are royalty-free clip art or otherwise believed to be in the public domain.

Credited images remain the sole property of their copyright holders—all rights reserved.

## PWCC 2024-2025 Schedule

September

- 1 Chuck Pine Labor Day Picnic
- 2 No Meeting (Labor Day)
- 9 Welcome Back—Summer Photos
- 16 Guest Speaker
- 23 Club's Night Out
- 26 PDI Workshop
- 30 Business Meeting #1

October

- 7 Competition #1
- 14 My Favorite Image
- 21 Guest Speaker
- 24 PDI Workshop
- 28 Workshop—B&W

November

- 4 Competition #2
- 11 You be the Judge—Architecture
- 18 Guest Speaker
- 21 PDI Workshop
- 25 Business Meeting #2

December

- 2 Competition #3
- 9 Guest Speaker
- 16 Club's Night Out
- 23 No Meeting (Winter Break)
- 30 No Meeting (Winter Break)

January

- 6 Competition #4
- 13 Workshop—Light Painting
- 20 Guest Speaker
- 23 PDI Workshop
- 27 Theme Night—Street Photography

February

- 3 Competition #5
- 10 Theme Night—Planes, Trains, and Autos
- 17 Guest Speaker
- 20 PDI Workshop
- 24 Portfolio Night—Dealer's Choice

March

- 3 Competition #6
- 10 Interpretations
- 17 Guest Speaker
- 24 You be the Judge—Food
- 27 PDI Workshop
- 31 Business Meeting #3

April

- 7 Competition #7
- 14 Theme Night—After Dark
- 21 Guest Speaker
- 28 PDI Workshop

May

- 5 Competition #8
- 12 Guest Speaker
- 19 Business Meeting #4
- 22 Expanding Visions 31—Introduction
- 26 No Meeting (Memorial Day)
- 29 Expanding Visions 31—Earth

June

- 2 Year End Competition
- 5 Expanding Visions 31—Water
- 9 Theme Night—After Dark
- 12 Expanding Visions 31—Air
- 16 ExCom Meeting
- 19 Expanding Visions 31—Fire
- 23 Otto Litzel Memorial Dinner
- 26 Expanding Visions 31—Bugs
- 30 No Meeting

For full details see the "Schedule of Activities" at the end of each issue of *Photo Notes*.

All Club Monday night meetings will be held using Zoom software unless otherwise stated in the "Schedule of Activities."



## Zooming

Zoom is a web-based video-conferencing software tool that allows users to meet online. Zoom is compatible with Macs, Windows, smart-phones, and tablets. Zoom software is free to download to your devices.

The Club is using Zoom software to conduct all of its meetings. An email will be sent to all PWCC members prior to meetings. This email will contain the link to join the Zoom meeting. All you have to do is click on the link.

To download Zoom, go to [www.zoom.us/download](http://www.zoom.us/download) and click on the "Download" button. It's that simple!

Non-members who would like to join our Club meetings may request the link by sending an email to [pwccny@gmail.com](mailto:pwccny@gmail.com)

## Pop-Up Trips

The Club instituted Pop-Up field trips several years ago. Just what is a Pop-Up (also called a Drop-In) trip, I hear you cry? It is a field trip that any one of our Club members wishes to go on without a lot of pre-planning and fanfare.

You decide where you want to go and when you want to go there. You send a message via our Google Groups to all the other PWCCers who have signed up. It's that easy!

Whoever shows up will be a surprise. All you've got to do is shoot away and have fun doing it.

As an afterthought, it would be appreciated if all those who attend send a few images from the trip for *Photo Notes*. A short article would be nice but isn't necessary.

## Submitting Images

The Club has over a dozen activities this year which ask you to submit images. These include competitions, theme nights, workshops, classes, and more. Here's what you need to know:

Images must be .jpg, with a resolution of 72 ppi, 2,000px on the longest side, and maximum size of 2MB.




Competition images must be titled as follows:

LastNameFirstInitial\_Month  
Year\_Title.jpg

*for example*

JonesM\_Jan23\_Flower.jpg



Other images should be titled as follows:

Name\_Number\_Title

You may use your first and/or last name/initial. If you want your images shown in a particular order, number them 01, 02, etc. Use a real title, not the image number that came out of the camera.

*for example*

MaryJ\_07\_Flower

## Emailing PWCC

Send your competition images to...

[pwcccompetition@yahoo.com](mailto:pwcccompetition@yahoo.com)

Send your articles, images, etc. for *Photo Notes* to...

[pwccny@aol.com](mailto:pwccny@aol.com)

Send all other email to...

[pwccny@gmail.com](mailto:pwccny@gmail.com)

To contact Executive Committee members directly see the PWCC membership list for their personal email addresses.





## Sunshine Fund

A motion was passed at a Club business meeting to establish a Sunshine Fund as part of the Social Committee. The responsibilities of this new entity are to acknowledge birthdays, deaths, births, illnesses, and any other life events that impact our Club members and their families.

Long-time Club member Natalie Manzino has volun-

teered to take on this task for the Club. She has already purchased the necessary stationery to be able to express the sentiments of the Club and its members.

But Natalie needs your help in achieving the Club's goals through this committee. It would be great if each and every member could give her the month and day of their birthday (no years, please).

In addition, if you could let Natalie know of any life events that occur to any of our members, you or someone else, both present and past members, that would be great, too.

917-757-7086

<[bklynnnat@hotmail.com](mailto:bklynnnat@hotmail.com)>



## Club Meeting Times

All Park West Camera Club Monday night meetings will begin at 7 p.m. (except for our competitions which will begin at 6:30 p.m.). You may sign into Zoom 15 minutes earlier to ask questions, for chit-chat with members, or just to hang out before the meeting.

The link to join the Zoom meetings is sent out to Club members and friends of the Club in our *Weekly Reminder* every Friday.

## PWCC Image Deadlines

| <u>Event</u>   | <u>Submission Deadline</u> | <u>Event Date</u> |
|----------------|----------------------------|-------------------|
| Year End Comp. | May 19th                   | June 2nd          |
| Welcome Back   | Sep. 6th                   | Sep. 8th          |
| Competition #1 | Sep. 29th                  | Oct. 6th          |
| TBA            | Oct. 11th                  | Oct. 13th         |
| TBA            | Oct. 25th                  | Oct. 27th         |
| Competition #2 | October. 27th              | Nov. 3rd          |



## Club Participation Nites

This coming year there will be 11 Monday night programs that require Club members to participate. Here's a quick rundown on these fun and educational activities...

[Note—the entry deadlines for most of these activities is two days prior to the event, but the *You Be the Judge* nights have a one month lead time!!!]

- September 9th—*Welcome Back* What'd you do over the summer months? Share up to 10 images to tell your story. Entry deadline: September 7th.

- October 14th—*My Favorite Image* You'll probably have to open up your archives for this assignment. Pick your absolutely favorite image to share. Be prepared to explain the who, what, where, when, why, and how of this photo. Entry deadline: October 12th.



- October 28th—*Theme Night: (B&W)* There's more than one way to skin a cat and to change an image to black-and-white. Show us what you can do in monochrome. Limit of 10 images, please. Entry deadline: October 26th.

- November 11th—*You Be the Judge (Architecture)* You may submit one architectural image that has never before been seen at any Club activities. It may be an entire building or just a detail shot. Each entry will be scored and commented on by all participating Park West members. Entry deadline: October 15th.

- January 27th—*Theme Night: (Street Photography)* Share up to 10 of your images that feature chance encounters and random incidents on the street. Entry deadline: January 25th.



- February 10th—*Theme Night: (Planes, Trains, and Automobiles)* Share up to 10 of your images where "planes, trains, and/or automobiles" are the main theme. Choose one form of transport or you may mix and match. Entry deadline: February 8th.

- February 24th—*Portfolio Night: (Dealer's Choice)* Submit from 6 to 10 images on a theme of your choice (humor, Covid, travel, etc.). Entry deadline: February 22nd.

- March 10th—*Interpretations* The Club will provide the base images. The members will alter them in any way they see fit. Let your imagination and software skills be limitless. Entry deadline: March 8th.



- March 24th—*You Be the Judge (Food)* You may submit one image pertaining to the culinary arts that has never before been seen at any Club activities. You are only limited by your appetite! Each entry will be scored and commented on by all participating Club members. Entry deadline: February 25th.

- June 9th—*Theme Night: (After Dark)* Astrophotography, traffic, street lights—endless possibilities—as long as your 10 submissions were shot after the sun has set. Entry deadline: June 7th.

### PDI Workshops

Projected Digital Image workshops are held throughout the year—usually on Thursday evenings. There will also be a PDI workshop on Monday, April 28th. All entry deadlines are the previous day.

## Year-End Competition

The Year-End Competition will be held on Monday, June 2nd. It's different from our monthly competitions: both the rules of entry and the judging are different.

Each Club member may submit up to four PDIs. But, and this is a big BUT—all the submissions must have been entered into one of the monthly competitions held earlier this year (October through May). It doesn't matter if the images were awarded honors or got a 'C'—they are eligible for this competition. Another

big BUT—images may not be altered from the way they were first entered—even if the judge said “that would improve the photo”—it must be the original, unaltered image with the same title (including the original month of entry). Absolutely no changes!!!

**The image submission deadline is 11:59 p.m. on Monday, May 19th.**

There will be three judges. Each of the judges will score from one to nine points for each image. The scores will be added and the total will be announced. An

image can accumulate from 3 to 27 points. The judges make no comments during the scoring.

There will be one winner (the PDI-of-the-Year) plus four runners-up. If there are tie scores for the PDI-of-the-Year there will be additional votes cast by the judges to determine the winner. If more than four images are tied for runner-up, they will all be declared runners-up.

Due to the uncertainties of Zooming, the judging will be done prior to the June 2nd date. This way we can edit the recording for time and glitches.

## Nomination and Election Procedures



We began the Club's yearly election procedures at the March business meeting with appointing the Nominating Committee (Elayne Dix, Richard Gold, and Helen Pine).

They will present their slate of (at least) one nominee for each position on the Executive Committee (president, vice president, treasurer, corresponding/membership secretary, recording secretary, and two members-at-large) to the membership at the last meeting in April.

Any Club member who is interested in running for an office may contact the Nominating Committee of their intent.

After the Nominating Committee's slate has been announced, the floor will be opened to nominations. Any Park West member may nominate any other Club member. Nominations will be accepted from the floor at each Club meeting leading up to, but not including, the May business meeting.

The next phase of the PWCC election process is the election itself. This takes place at the May business meeting. If there is only one nominee for each position, then a motion may be made asking the Club's recording secretary to cast a single unanimous vote for the slate. Should there be more than one nominee for any of the seven positions, then a vote must be taken for that position (those positions). The secretary can still cast the unanimous vote for the unopposed candidates.

Members must be present at the meeting to cast their vote.



## Year-End Judges

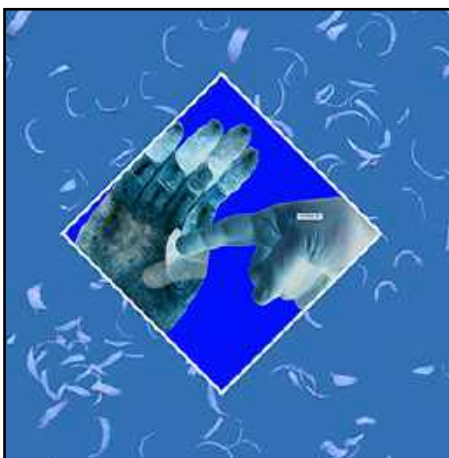
*Ken Hoffman*



Ken has an M.F.A. in film production and a Ph.D. in communication from New York University. He teaches classes in Digital Photography, Computer Graphics, as well as Multimedia. Ken's short animation, *Leaves in Space*, was shown at the New York Film Festival and his multimedia work, *Vietnam War Portfolio: An Interactive Learning Resource*, features over 100 photographs taken by him during the Vietnam War.



*R. Wayne Parsons*



Wayne is a New-York-City-based photographer. He was a late-comer to photography, buying his first camera when he turned forty and studied black-and-white technique at ICP. His interests expanded to color imagery when he adopted digital photography in 2001. Wayne also reviews photography exhibits for the New York Photo Review <[www.nyphotoreview.com](http://www.nyphotoreview.com)> He is a long-time member and past president of the Soho Photo Gallery.



*Jane Schreibman*



Jane is a renowned NY photographer who has traveled and photographed around the globe, been published widely, and has exhibited in galleries and museums worldwide. The list of collections, both private and public, that own her work is impressive to read and she is in museum collections in most of the countries where she's photographed. Her first piece was purchased by the Brooklyn Museum, where she never turns down a panel.



## Images of the Month

May 2025

### PDI-of-the-Month

*Tube Dash* by Christine Doyle

### Honors

*Charisse* by Evelyne Appel

*Snake Birds* by Evelyne Appel

*Princely Bench* by Madeleine Barbara

*Katwijk Beach* by Richard Borowsky

*Found Nemo* by Ann Broder

*In Line* by Ann Broder

*Garden Visit* by Karen Corrigan

*Blizzard* by Albyn Davis

*Baby You Can Drive My Car* by Remy Deyglun

*Oystercatcher* by Sonia Durante

*Coke, Please* by Florence Forman

*Fifth Avenue* by Alan Lauer

*Saigon* by Alan Lauer

*Floating Cells* by Natalie Manzino

*Faith* by Alec Rill

*Stairs* by Larry Sapadin

*Death Valley Sand & Snow* by Dudley Slater

*Rocky Shores* by Dudley Slater

*Cigarette Break* by Puneet Sood

*Early Morning Lighthouse* by M. Schonbrun

*Mosaic in Glass* by Michael Schleiff

### Cumulative Points

(Year-End Totals)

by Hedy Klein

|                   |     |                   |    |
|-------------------|-----|-------------------|----|
| Sonia Durante     | 120 | Betsy Currier     | 74 |
| Natalie Manzino   | 116 | Richard Gold      | 74 |
| Alec Rill         | 110 | Mike Iannuzzi     | 70 |
| Elena Pierpont    | 108 | Alice Somma       | 70 |
| Evelyne Appel     | 102 | Jill Greiss       | 68 |
| Chuck Pine        | 102 | Raylie Dunkel     | 66 |
| Michael Schleiff  | 102 | Remy Deyglun      | 64 |
| Janet Susin       | 102 | Dottie Mills      | 60 |
| Florence Forman   | 98  | Allan Lauer       | 58 |
| Marlene Schonbrun | 98  | Puneet Sood       | 58 |
| Madeleine Barbara | 96  | George Corbin     | 54 |
| Ann Broder        | 96  | Julie Foehrenbach | 54 |
| Hedy Klein        | 96  | David Miller      | 54 |
| Charles Levin     | 94  | Larry Rubin       | 54 |
| Dudley Slater     | 94  | Karen Corrigan    | 52 |
| Nicole Dosso      | 92  | Dov Bieber        | 48 |
| Laura Toledo      | 88  | Will Aimesbury    | 46 |
| Carlton Johnson   | 86  | Ruth Yashpan      | 46 |
| Barry Fahrer      | 84  | Bruce Byers       | 40 |
| Doris King        | 84  | Peggy Winkelman   | 34 |
| Albyn Davis       | 82  | Richard Borowsky  | 22 |
| Christine Doyle   | 82  | Eliot Nierman     | 18 |
| Paul Grebanier    | 82  | Renée Harper      | 16 |
| Julie Wosk        | 82  | Steve Mullen      | 14 |
| Bill Apple        | 80  | Michael Padwee    | 12 |
| Jeff Langford     | 80  | Elayne Dix        | 10 |
| Larry Sapadin     | 78  | Paula Paterniti   | 6  |
| Jay Bitkower      | 74  | Aubrey Thomas     | 4  |

This month's winners—the PDI-of-the-Month, the Honors images, and the "A" images—are shown on the following 9 pages.

Thank you to this month's judge, Meryl Meisler, for her constructive criticism and consistent scoring

Congratulations to the winners in this season's 8th monthly competition. And a great big "thank you" to all who entered and watched.



Image of the Month  
*Tube Dash*  
© Christine Doyle

Continued on next page





A with Honors  
*Rocky Shores*  
© Dudley Slater



A with Honors  
*Stairs*  
© Larry Sapadin



A with Honors  
*Faith*  
© Alec Rill



A with Honors  
*Saigon*  
© AllanLauer

Continued on next page



A with Honors  
*Oystercatcher*  
© Susan Durante



A with Honors  
*In Line*  
© Ann Broder



A with Honors  
*Princely Bench*  
© Madeleine Barbara



A with Honors  
*Snake Birds*  
© Evelyne Appel

Continued on next page





A with Honors  
*Cigarette Break*  
© Puneet Sood



A with Honors  
*Death Valley Sand and Snow*  
© Dudley Slater



A with Honors  
*Early Morning Lighthouse*  
© Marlene Schonbrun



A with Honors  
*Mosaic in Glass*  
© Michael Schleiff

Continued on next page






A with Honors  
*Floating Cells*  
© Natalie Manzino



A with Honors  
*Fifth Avenue*  
© Allan Lauer



A with Honors  
*Baby You Can Drive My Car*  
© Remy Deyglun



A with Honors  
*Coke Please*  
© Florence Forman

Continued on next page





A with Honors  
*Blizzard*  
© Albyn Davis



A with Honors  
*Garden Visit*  
© Karen Corrigan




A with Honors  
*Found Nemo*  
© Ann Broder



A with Honors  
*Katwijk Beach*  
© Richard Borowsky

Continued on next page



A with Honors  
*Charisse*  
 © Evelyn Appel

### This Month's Stats

45 Park West members submitted a total of 90 images this month. Over  $\frac{1}{3}$  of them, 32 to be precise, received a score of A or above—36.6%. Just under  $\frac{1}{4}$  of the entries, 22 of 'em, were awarded "Honors" (or above)—24.4%. Wow!



A  
*X Marks the Spot*  
 © Michael Schleiff



A  
*The Wait*  
 © Carlton Johnson

Continued on next page





A  
*The Colors of Spring*  
© George Corbin



A  
*On the Rift Valley*  
© Ruth Yashpan



A  
*Kids*  
© Larry Sapadin



A  
*Eagle Landing*  
© Chuck Pine

Continued on next page



A  
*Bayou Shack*  
© Jeff Langford



A  
*Fruit In Motion*  
© Hedy Klein



A  
*Amor*  
© Christine Doyle



A  
*Steps*  
© Dov Bieber





## Park West Camera Club

[www.parkwestcameraclub.org](http://www.parkwestcameraclub.org)  
[pwccny@aol.com](mailto:pwccny@aol.com) / [pwccny@gmail.com](mailto:pwccny@gmail.com)



### *Expanding Visions 31*

#### *Classical Elements*

*Expanding Visions* is a photography class being offered this Spring. It is open to members of the Park West Camera Club and all other photographers.

*Expanding Visions* will be all virtual this year using the Zoom software.

The format of the class is simple: We start with an introductory session where we will discuss equipment, techniques, and the specifics of the course.

For the next four weeks you will work on the four (4) class assignments—one a week. It's up to you to interpret each assignment and shoot your images accordingly. Each Thursday we will go over the images from that week's assignment.

At the final session we will share our photographs from the Term Project, talk about our experiences, and evaluate what, and how well, we did.

The assignments in *Expanding Visions 31* are all based on the ancient Greek elements of earth, water, air, and fire.

Not too complicated, is it? Lots of fun and educational; but most of all, it will expand your vision in the photographs you take, and allow you to grow as a photographer.

#### **Instructor: Chuck Pine**

Schedule: Thursday evenings; May 22nd thru June 26th, 2025  
 Classes last about 2 hours

This class is free to PWCC members who have paid their 2024-2025 dues.  
 For non-PWCC members the fee is \$60 (paid in advance).

Let us know if you're interested!

[<pwccny@aol.com>](mailto:pwccny@aol.com)





| <u>Date</u> | <u>Class Schedule</u>   |                                     |
|-------------|---|-------------------------------------|
| May 22nd    | Introduction to the Class<br>Overview of Equipment / Exposure / Etc.<br>Preview of assignments and techniques | virtual meeting using Zoom software |
| May 29th    | Assignment #1 Review  | Earth                               |
| June 5th    | Assignment #2 Review  | Water                               |
| June 12th   | Assignment #3 Review  | Air                                 |
| June 19th   | Assignment #4 Review  | Fire                                |
| June 26th   | Final Review  | Bugs and Make-ups                   |



### Assignment Details

|               |              |  |
|---------------|--------------|--|
| Assignment #1 | <u>Earth</u> | photograph parts of the solid earth—natural or man-made; mountains, deserts, grasslands, whatever; be creative   |
| Assignment #2 | <u>Water</u> | photograph parts of the liquid earth—oceans, rivers, rain; frozen (ice) or liquid (flowing or still), your choice; use differing techniques  |
| Assignment #3 | <u>Air</u>   | photograph parts of the gaseous earth—atmospheric phenomena, clouds, storms, smog, anything that you can capture; use different focal lengths  |
| Assignment #4 | <u>Fire</u>  | photograph things on fire or that are burning—candles, embers and ashes, matches; anything aflame or glowing   |
| Term Project  | <u>Bugs</u>  | there are over 1,000,000 species of bugs—insects, spiders, centi- and millipedes, etc. on our planet; They may be found in and on the earth, the water, and the air, and they are attracted to fire and light; shoot whatever you can find using close-up or macro equipment |



## Constitution Amendment—Dissolution

After much discussion, the Club's Executive Committee has come up with a proposed amendment to the nearly ninety-year-old *Park West Camera Club Constitution*. The subject of this amendment is the dissolution of the Club.

*Don't worry! The Club is **not** considering dissolution.* We are still a vital, exciting, and strong organization. We are, however, aware of what has happened to many other camera clubs since the onset of the Covid-19 pandemic—they have failed and gone out of existence.

According to our current Constitution, a proposed amendment must first be presented to the membership at a business meeting (it was, on March 31st), published in *Photo Notes* (it is, you are reading it now), and then discussed and voted upon at the next business meeting (it will be, on May 19th).

Here is the wording of the proposed amendment...

### *Article XII Club Dissolution*

*Sec. 1 Should at any time a majority of the Executive Committee believe that the Park West Camera Club can no longer continue as a viable organization, they may approach the Club membership to discuss the dissolution of the Club.*

*Sec. 2 The motion to dissolve the Club shall be approved by a two-thirds (2/3) vote of the membership at a meeting called for the sole purpose of the Club's dissolution as long as a quorum of seventy five percent (75%) of all current Club members has voted. This vote will be taken via email.*

*Sec. 3 Upon dissolution, the Executive Committee shall be responsible for the paying of all outstanding liabilities of the Club. Any and all physical property of the Club must be sold, donated, or otherwise disposed. Any money remaining in the Club's treasury will then be donated to a photography-related organization.*

## \$\$ Help Wanted \$\$

Former Club member Joan Slatkin is looking to hire someone to help her remember



steps to using her Sony RX100 VI—from inserting a memory card to sending the images to a computer, sizing, labeling, and using WeTransfer to send images to her agent. An hourly rate will be paid.

Joan is also looking to hire someone to help her buy a desktop printer and set it up with her computer. An hourly rate will be paid as well as taxi fares both ways to PC Richard or Best Buy.

Joan lives in the Gramercy Park area. You may contact her directly via email at...

[<joni205@hotmail.com>](mailto:joni205@hotmail.com)



New Gallery Location!  
539 W 23rd Street  
Open Now!

### Lr/ACR Tips

When using the Detail panel, make sure you zoom in to 100% on the photo, or you won't see the effects of your adjustments.

## April Presentation

*David Day*

The guest photographer at the Club's April 21st meeting was photographer, multimedia journalist, and documentary filmmaker, David Day. He has always been intrigued by the interplay of light, shadows, color, and form. This interest ultimately led David to the art of intentional camera movement photography.

After moving into ICM, David modified many of the commonly used techniques for application to the studio environment. His images are made from scenes consisting of colored wires, plant parts, tissue paper, newsprint, plastic bags, sticks, leaves, glass, and other found objects that are transparent and opaque.

His unique work has received a number of awards and recognitions in the United States and Europe. Here are some of the many images David shared with us...



All images  
© David Day





## Print Salon

by Jeff Langford

The print salon continues to thrive as a subset of Park West Camera Club. There are about eight members attending our meetings once a month.



We are avid about print-making and discussing the challenges of transferring our images from a computer screen to photo paper. One added benefit of our meetings is that they bring us face to face to share not only techniques of print-making but also related questions of composition, cropping, and the impact of using different paper types.

We encourage other PWCC members to form their own print salons and explore the final step in the process of bringing images to life.

If any other Club members would like to join us, send an email to me at [langford@msmnycc.edu](mailto:langford@msmnycc.edu) for all the pertinent info—date, time, location, directions, etc.



## You Need It!

A solid tripod that's on the lighter side will allow you to steady your camera and capture amazing photos in a wide range of situations. But don't forget to bring a smaller tripod (like the Gorilla Pod) to capture images at a different angle.

While not strictly necessary, it helps to have some extra light when you're shooting at night. A headlamp is a good choice because it leaves your hands free to operate your equipment.

## Member Bios

### *Old and New Members*

All new Club members are asked to submit an autobiography to help us get to know you better. The Membership Committee will be glad to assist you with this.

We now would like to ask not-so-new PWCC members to do the same. Tell us something about yourself—what you like to shoot, your background in photography, whatever you think would interest your fellow Park West Camera Club members.

Please submit your bio to [pwccny@aol.com](mailto:pwccny@aol.com). It will be published in a future issue of *Photo Notes*. Please also include a photo of yourself and a couple of your images with the article.



### Active

Chuck Pine  
Helen Pine  
Natalie Manzino  
Ed Lee  
Bill Apple  
Marilyn Fish-Glynn  
Myron Galef

### Inactive

Gary Koulish  
Linda Safran  
Paul Perkus

### Deceased

Ann Jackson  
Fran Wetzstein  
Gordon Watson  
George Archibald  
Sarah Corbin  
Geraldine Cooke  
Otto Litzel  
Myron Brenton



## Curtain Raisers

by Helen Pine

Curtain raisers are short (*no more than five minutes*) photography programs (*with a minimum of narration*) presented by Club members prior to our guest speakers.

Sep 16th — Paul Grebanier  
Oct 21st — Evelyn Appel  
Nov 18th — Bruce Byers  
Dec 9th — Raylie Dunkel  
Jan 20th — Elena Pierpont  
Feb 17th — Karen Corrigan  
Mar 17th — Dinorah Capota  
Apr 21st — Dudley Slater  
May 12th — Madeleine Barbara



## May Birthdays

by Natalie Manzino

Here's the list of the Club members who celebrate their birthday during this month:

Marvin Fink  
David Miller



## Committee Liaisons

The Executive Committee (ExCom) has decided to continue for this coming year with the committee liaison model to spread the responsibility among the entire Executive Committee.

Here's how it'll work:

Each ExCom member will be assigned committees as a liaison. Each committee chair or co-chair will report to the ExCom through this liaison. In this manner, it is felt that communication will flow much more smoothly, in both directions, between the committees. In addition, any concerns raised by the ExCom will be passed along to the committee chairs through the liaisons.

Here are the committee liaison assignments for the 2024-2025 Club year:

|             |           |
|-------------|-----------|
| Competition | Michael   |
| Membership  | Helen     |
| Photo Notes | Chuck     |
| Print Salon | Jeff      |
| Program     | Christine |
| Social      | Betsy     |
| Website     | Michael   |
| Workshop    | Joe       |

## Inactive Committees

Archive  
Field Trip  
Gallery  
House



## Photo Notes Deadlines

| Issue     | Deadline |
|-----------|----------|
| September | Aug 19th |
| October   | Oct 7th  |
| November  | Nov 4th  |
| December  | Dec 2nd  |
| January   | Jan 6th  |
| February  | Feb 3rd  |
| March     | Mar 3rd  |
| April     | Apr 7th  |
| May       | May 5th  |
| Summer    | Jun 2nd  |

The sooner articles and items are submitted to *Photo Notes*, the quicker the editing and revision process can begin. Once all items are in place the draft copy of *Photo Notes* will be sent to the editors who will then have several days to edit and return their comments.

Upon completion, the *Photo Notes* issue will be sent to all members and to the Website Committee to be uploaded to <[www.parkwestcameraclub.org](http://www.parkwestcameraclub.org)>







## PSA Membership

The Club is a member of PSA, the Photographic Society of America. Are you?

### Individual Member Benefits

- Online Photography Classes
- Webinars
- Individual Competitions
- Travel Advisors
- Monthly *PSA Journal*
- Study Groups
- Personal Gallery Page
- Individual Competitions
- Member Discounts (photo hosting and sharing; camera and lighting equipment; fine art master class; KelbyOne; software offerings)

## You Need It!

The last thing you want is for your photo shoot to be cut short by a failed (or full) memory card or a drained battery. Make sure you bring a few spares.

When you're out shooting, you can't always bring your camera to a store to have it cleaned. Take along a small cleaning kit with an air blower, cleaning solution, and a LensPen.



by Julie Foehrenbach

In late 2021, PWCC launched its own Instagram page. Instagram—a social media platform that focuses on pictures more than words—seemed a natural for a camera club. Our goal is to attract followers and, potentially, new members to join Park West.

After every monthly competition, we post the images that received a score of A or higher and whose photographers have given their approval to have their work appear.

After a push by the (NPPA) (National Press Photographers Association), Instagram added the option of an additional layer of protection for posted images. We have added this protection to our site as well.

The platform is designed for mobile devices so if you want to post your own work, it's pretty easy to set up your own Instagram account by downloading the app to your phone and posting from there. If you just want to see the PWCC Page, you can do that at [www.instagram.com](https://www.instagram.com) on your computer browser.

As of the end April 2025, we have 718 postings and 526 followers. Impressive!

## On the Website

by Michael Schleiff

The Club has set up forums for all members to use. The topics—which you join or create—could cover any area of photography and imaging including, but not limited to, how-tos, gear, Photoshop, Lightroom, plug-ins, and more.

To get access to a forum, you must be signed in to the Club website with an active email address. After logging in, go to *PWCC Members Discussion Forums* on the dropdown menu and click to enter. As you scroll down you'll see a basic explanation of how these forums work, along with a how-to video. At the bottom of the page, there will be a heading for *Park West Camera Club*, with a button, *View Topic*.

Once selected you will see the topics that have been set up along with a button to *Create New Topic*. You can view the topics and all the posts. You may even post a comment of your own.

All signed-up members will receive an email notice when new posts have been added. (You can easily *opt out* from any of the forums.)

Any questions, regarding the forums, contact me at my personal email address [<mrscheliff@gmail.com>](mailto:mrscheliff@gmail.com)

Thank you and enjoy the PWCC forums.

## PDI Workshop

This month the Club's PDI (Projected Digital Image) Workshop was held on a Monday night, April 28th. Twelve Park West members submitted one or two images each for comments and some suggestions to improve their images using Photoshop. Over 20 PWCCers attended the meeting and contributed.

Here are some of the images that we worked on...



Evelyne Appel's image of reflected autumn foliage needed some more "pop." Using the **Adobe Camera Raw filter** in Photoshop (**Filter > Camera Raw Filter...**) we increased the **Saturation** in the **Color Panel**. This caused some colors to be overexposed so we reduced the **Highlights** in the **Light Panel**. As the last step we added a slight **Vignette** in the **Effects Panel**.



Cathy Smith's image of some Canada Geese needed some repairs. We used the **Remove Tool** (nested under the **Spot Healing Brush** in the **Tool Bar**) to remove the cut-off birds on the left edge of the image as well as the uppermost goose. We then used the **Content Aware Move Tool** (same location) to move the floating goose to a better position; we also enlarged it a bit. Finally we used **Image > Adjustments > Shadows/Highlights...** to make the birds lighter and the water a tad darker.

Continued on next page





This desert scene by Jeff Langford required only minor adjustments. We used the Adobe Camera Raw filter in Photoshop (**Filter > Camera Raw Filter...**) to lower the **Yellow Slider** and increase the **Orange** and **Blue Sliders** in the **Color Mixer Panel**. As the last step we used the **Light Panel** to increase the **Contrast**.



Michael Iannucci's triptych of girls at the lake did not "read" well. We used the **Rectangle Tool** to **Select** the left panel. We used **Edit > Stroke...** to add a 2 pixel border around the image and then went to **Edit > Transform > Flip Horizontal** to turn make it face the other way. We repeated this with the center panel. Next, we selected the right panel and added a 2 pixel border. Finally we lowered the exposure of the entire image by using an **Exposure Adjustment Layer**.

Continued on next page



Although most of us liked Paul Grebanier's silhouetted image we thought it had too high of a **Contrast**. When we checked its **Histogram** we found several areas of both **Overexposure** and **Underexposure**. We used **Image > Adjustments > Shadows/Highlights...** to adjust both the **Highlights** and **Shadows Sliders** to even things out.



Sonia Durante wanted to change the background of her image of the cougar. We tried several methods of selecting the subject but settled on **Select > Subject** and then went to **Select > Inverse**. Next we used the **Color Picker** in the **Tool Bar** to select the off-white background. We then chose a large **Brush** from the **Tool Bar** and painted over the black area in the background. We felt that the cat needed more space above its ear and below its chin. This was accomplished with the **Crop Tool** set to **Content-Aware Fill** and pulled up from the top and down from the bottom—about  $\frac{1}{4}$ " each. Once this was done we used **Edit > Sky Replacement...** to fill in the background.

Continued on next page





We all loved Carlton Johnson's Halloween image of two guys in nun's costumes. But we felt that the cropped-off person on the left edge was distracting. We used the **Remove Tool** (nested under the **Spot Healing Brush** in the **Tool Bar**) to remove the arm and shoe. We used **Image > Adjustments > Shadows/Highlights...** to get more details in the nuns' habits and make their sneakers stand out a bit more.



*Olympic Trees* by Dudley Slater had a heavy blue cast. We used the Adobe Camera Raw filter in Photoshop (**Filter > Camera Raw Filter...**) to lower the **Blues**, **Purples**, and **Magentas Sliders** all the way to the left. This removed the undesired color cast as well as opened up the shadow areas in the image revealing more of the background details.

Continued on next page



Mike Schleiff's slightly tinted image, *Shadows*, was highly admired by everyone. We thought that that a few lines in the upper openings should be removed, as well as the dark triangle in the lower right corner. We used the **Spot Healing Brush** in the **Tool Bar** to perform these actions.



Chuck Pine's *Getting Sloshed* was an interesting social comment that didn't need too much done to it. However, we thought it could use a little more space on the top of the image. We did this using the **Crop Tool** set to **Generative Expand**. (We first tried the **Crop Tool** set to **Content-Aware Fill**, but that didn't work too well.)

Continued on next page





Ruth Yashpan shot these cute lion cubs on safari in Africa. We thought the image could be improved with a few changes. First we removed the branch that went across the face of the bottom cub up the the paw of the top cub using the **Remove Tool** in small increments. Next we used the **Crop Tool** to eliminate some of that tree trunk. The third thing we did was use **Select > Subject** to isolate the upper cub and then we applied a **Brightness Contrast Adjustment Layer** to lighten it. Finally, we used a **Hue/Saturation Adjustment Layer** and reduced the **Yellow** and **Green Sliders** to make the foliage in the background less prominent.



The shot of the city's skyline by Hedy Klein had clouds that appeared noisy and blotchy. We tried using several noise reductions methods that didn't seem to work. In lieu of this, we used **Select > Subject** and then **Select > Inverse** so we could work on the sky. We then went to **Filter > Blur > Gaussian Blur...** to soften the clouds and make them less of a distraction.

## Museums

by Evelyne Appel

Going to an art museum is many people's favorite pastime. When traveling, even more so. To be able to see these beautiful masterpieces, what a treat! It is such a privilege.

When you go to Paris you must visit the Louvre. How can you not? In 2007 the Louvre had a special exhibit of Gloria Friedman's *Les Contemporains* (The Contemporaries). These statues made of plaster and marble could have been called "Time Stops." So original, and so imaginative.

Pierre Aubert de Fontenay built his Hotel Salé in Paris in 1659 which became, in 1975, the Musée National Picasso. It is a favorite stop in the Marais section of Paris where I photographed this mother and her daughter having a very special moment with a Picasso painting.

Fondation Louis Vuitton, built in 2014, in the Bois de Boulogne in Paris, was designed by the Canadian-American architect Frank Gehry. It is such an exciting structure, a marvel, inviting many photographers.

The Fondation Maeght in St. Paul de Vence, in the south of France, houses the largest painting by Marc Chagall that I have ever seen. *La Vie* is thirteen feet wide. It is so

exhilarating, so colorful, that it transports you to another world.

In 2012 I went to Seattle where the Chihuly Garden and Glass had just opened. Dale Chihuly is probably the most famous glass sculptor in the world. I was mesmerized by his craft and artistry.

To visit a museum is good for the soul.



All images  
© Evelyne Appel



## Curtain Raiser

by Dudley Slater

*Pacific Northwest Landscapes*



All images  
© Dudley Slater



### Lr/ACR Tips

When setting white and black points, you can hold down the Alt/Option key to see any highlight or shadow clipping while moving the adjustment.

## Weather Or Not

I know, I know! I used the wrong “whether” in this title.

Or did I?

Let me start again... When we go out, cameras in hand, whether it's street shooting, architectural photography, or to capture our favorite birds—we want great lighting so our images will look their best.

But do we? Really?

Rain, snow, or mist can turn an ordinary photograph into a piece of art. They can infuse mood, texture, and drama into the composition. Weather conditions not only make the scene more dynamic but they also tend to emphasize the subject.

Being prepared (Yes, I was a Boy Scout!) is critical when photographing in any kind of precipitation. Safeguard your gear using a rain cover or waterproof housing. Carry a towel to wipe off your gear often. And be sure to dress for the weather conditions.

Don't forget to be creative in your shooting. A fast shutter speed can freeze the motion in the frame, while a slow shutter speed can create artistic streaks. Since this kind of weather usually means low levels of light, a tripod is not a bad idea. Or, don't be afraid to raise the ISO to achieve the images you're looking for.

## Cairngorms Life

David Miller, our Club member in Scotland, publishes a monthly blog of images depicting his life in the highlands. Check it out at <[www.cairngormslife.com](http://www.cairngormslife.com)>



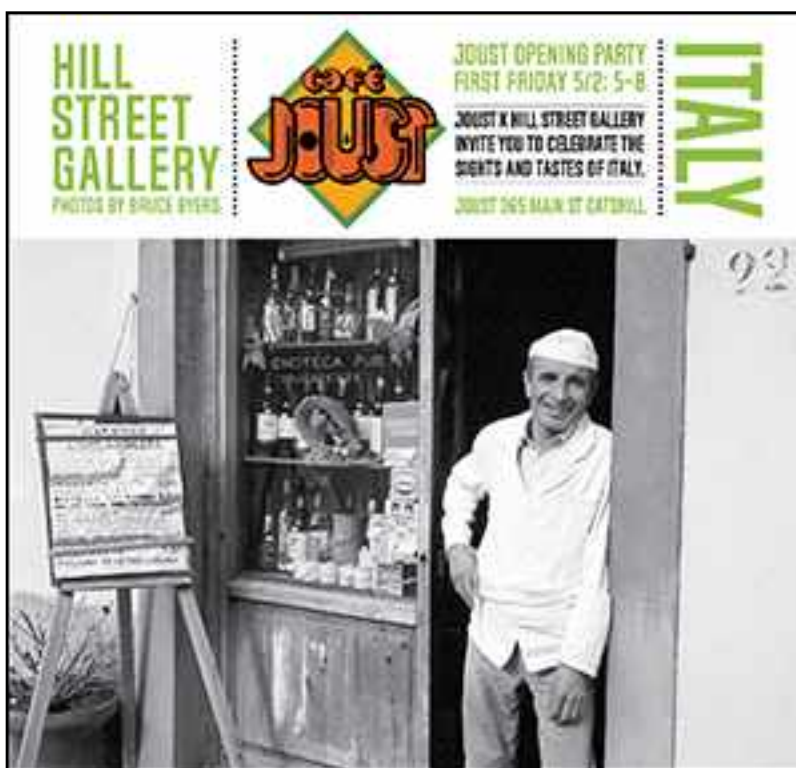


Park West is a member of NYMACC (New York Metro Area Camera Council, Inc.)—an umbrella group for camera clubs and photographers in the New York metropolitan area. Its last monthly meeting was held on April 8th. (There was no representation from PWCC at this meeting.)

First on the agenda was a continued discussion about the planned NYMACC trip to Princeton, NJ scheduled for June 7, 2025. A “save the date” flyer was finalized and was set to be distributed.

The second item on the agenda was a discussion on how to increase membership in camera clubs. Members from a dozen or so New York area clubs contributed to the conversation.

The next NYMACC Zoom meeting is scheduled for the 13th of May at 7 p.m. All Park West members are invited to attend to see what goes on in the group. If you're interested in attending this Zoom event, write to this email for the link <[deborah.NYMACC@gmail.com](mailto:deborah.NYMACC@gmail.com)>



Cafe Joust's Lauren Tanchum and Hill Street Gallery's Bruce Byers have joined forces to transport you from the Village of Catskill to the cities and countryside of Italy.

Bruce's photographs tell stories of people and places through portraits and captured moments. Coupled with Cafe Joust's curated Italian specials you are immersed you in a mini Roman Holiday.

Cafe Joust  
365 Main Street  
Catskill NY  
@joustjuice  
<[www.joustjuice.com](http://www.joustjuice.com)>  
917 731-5132

Hill Street Gallery  
65 Hill Street  
Catskill NY  
@hillstreetgallerycatskill  
<[www.hillstreetgallery.com](http://www.hillstreetgallery.com)>  
917 992 1453

Online Gallery <[www.hillstreetgallery.com](http://www.hillstreetgallery.com)>





## About (Y)our Website

by Michael Schleiff

Park West Camera Club's website offers an array of topics for your review. The site should be your go-to place to get information regarding the Club. Following is just a partial list of sections that can be found on the website:

- **Home Page**—This is our face to the Internet world. On it is a listing of all the latest news and upcoming schedule of events. We highlight the latest competition winners in a continual loop for everyone to see. In addition, there's a direct link to the latest edition of *Photo Notes*. New issues are uploaded immediately upon their release each month. Finally, under the masthead, there is a menu area that lists 12 different areas of various Club info, some of which are:
- **Newsletters**—10 years of past *Photo Notes* are available online and may be downloaded.
- **Organization**—features the latest PDF files containing membership information

including the PWCC Constitution and Bylaws. In addition, there is a "Resource Link" submenu. Listed here are web links to various imaging-related websites. Included are sites offering Photoshop and Lightroom help. We are always looking to add links, so if you have any photography-related websites that you would like to add, please contact us.

- **Competition Manual & Labels**—this is where the Monthly Judging Guidelines and Competition Manual are to be found. The Competition Manual includes detailed specifications on presenting PDI images for entry into competitions.
- **Member Galleries**—are available to show your work on the web. They can be accessed in the Member Galleries Menu or directly from any web browser by searching Park West Camera Club and your name. Instructions for setting up a gallery may be found at the first dropdown in the Club Members Galleries menu "Instructions to Create a Members Gallery." If you have any

questions, please follow up with the website committee.

- **How-to Videos, Notes, and Speakers**—all speaker talks have been recorded and uploaded to the website. In addition, we have how-to videos covering various techniques for editing your photographs.

Your Website Committee is continually uploading new and exciting information to the website. The goal is to make [www.parkwestcameraclub.org](http://www.parkwestcameraclub.org) a primary source for Club and imaging information. We are always looking to expand the website. If you have any ideas, please contact Michael Schleiff or Christine Doyle.

## You Need It!

From Neutral Density filters to Polarizers, make sure you bring all the filters you think you will need. If you plan on shooting landscapes (especially waterfalls) a set of ND filters is a must!

A good rain cover will allow you to keep shooting even when the weather doesn't cooperate with your plans.



## Tariffs and Photo Gear



All photography equipment not made in the US (which is most of it) will be much more expensive in the near future!

The three big brands—Canon, Sony, and Nikon—are based in Japan. Nikon and Sony have shifted much of their camera and lens making to Thailand and China. Canon makes some of its lower-end equipment in Taiwan, too, but it also manufactures in Japan.

Products from Japan will have a tariff rate of 24%, while products manufactured in Taiwan and Thailand face a

32% and 36% tariff increase, respectively. China is facing a 125% tariff.

All three companies are seriously considering shifting facilities back to Japan (or to other low-tax countries).

How will this affect prices here in the US? Expect all gear to increase drastically. Is there anything we can do to offset these price increases? You can consider holding onto your current gear longer or buying used gear instead of new.

## Panorama of the Month



*Bikers* ©2012 Chuck Pine

## UV Filters



Digital cameras aren't sensitive to UV (ultraviolet) light, but UV filters still have some uses...

- Protection—from dust, water sprays, scratches, and sand.
- Creativity—smear some Vaseline, gel, or wax on your UV filter to create soft focus effects.
- Low Contrast—on overcast or low-light days UV filters can boost the contrast of photos.

## Photo Cartoon





## 2024 Winners

The *Travel Photographer of the Year* competition recently unveiled their 2024 winners. Here they are...



Overall Winner  
© Piper Mackay



Youth Winner  
© Raymond Zhang



Landscape Winner  
© Roie Galitz



Nature Winner  
© Roie Galitz



Monochrome Winner  
© Aleš Krivec



## When to Travel

We were in Greece and Turkey a few years back. We were there in the summer. And it was brutal!



It was hot. It was crowded. There were lines everywhere. Fifty people crowded under a single tree for the shade. It was really brutal!

So, what's the solution to visiting popular destinations if you prefer a more relaxed, more photogenic experience? The answer is—go during the shoulder season.




What exactly is a shoulder season? It is a travel industry term for the times of a year when a destination's visitor

numbers are lower, but the conditions are still great. Shoulder season is different from the low season when visitation is at its lowest, often due to unfavorable weather and the closing of many attractions.

In the United States, the shoulder seasons typically include spring (but not during spring break) and fall.

Of course there are some drawbacks of not traveling in the high season—you might miss out on the highlights of a destination. This could be places like the Masai Mara during the great migrations or the dropping of the ball on New Year's Eve in New York City's Times Square.



That's also true of Europe and other four-season destinations. Shoulder seasons

may vary when it comes to vacations in the Caribbean or Mexico or safaris in sub-Saharan Africa or India.

There are five major benefits of booking your next photo trip during shoulder season:

- Better Prices
- Fewer Crowds
- Shorter Lines
- Mild Weather
- More Relaxed



## Where to Go

### *Eat the World*

I've always said, after our hobby of photography, eating is the second most favorite pastime of PWCC members. This is obvious (or at least it was prior to the Covid-19 pandemic) by the fact that our social events, our field trips, our business meetings, and lots more of our activities were/are always accompanied by food. And don't you forget the (all but forgotten) Friday lunch munch led by former Park West president, Ed Lee. I digress! Now that the health issues are eased and traveling has become more possible, here are a few worldwide destinations that offer great photo *and* culinary ops.

Bon voyage, bon appetit!



Paris, France



Tokyo, Japan



Modena, Italy



Montreal, Canada



Barcelona, Spain

## Cameras and Heat

Recognizing the signs of overheating can help you take preventive measures before any serious damage occurs. Look out for:

- **Warning Messages:** Modern cameras display a warning message if they detect high levels of heat.
- **Shutdowns:** If your camera shuts down unexpectedly, it could be due to its overheating.



- **Slow Performance:** Overheating can cause the camera to slow down or lag.
- **Hot to the Touch:** If the camera body feels unusually hot, it's a clear sign that it's overheating.



## Photo AI Update

The latest release of Photo AI, version 3.6, introduces several powerful new tools and some improvements designed to enhance your image editing capabilities. Here's a summary of the key features in this new and improved version:

### *Super Focus v2*

Photo AI's powerful deblurring tool just got a serious upgrade. Super Focus v2 delivers up to 500% faster performance than before, with improved consistency and better results across a wider range of images. Best part? After processing, you can now adjust sharpening intensity and fine-tune details without having to rerun the entire process. That means faster edits, less waiting, and more creative control.



### *Adjust Lighting v2*

The new manual sliders in Adjust Lighting v2 let you fine-tune highlights and shadows exactly how you want them. Want more flexibility with color? A new toggle lets you switch color optimization on or off depending on your workflow.



### *Zoom to Fit*

Tired of zooming in and out just to get started? The Zoom to Fit Preference gives you the option to change how images open—automatically fitting them to your screen. It's a small tweak that makes a big difference in your editing flow.

See how it works at...

[Topaz Photo AI Version 3.6](#)

## Cameras and Heat

All digital cameras—DSLRs, mirrorless, or compact—are designed to operate within a specific temperature range. Typically, this range falls between 32°F and 104°F (0°C to 40°C). Exceeding these limits, especially on the upper end, can lead to several issues:

- **Overheating:** Prolonged exposure to high temps can cause the camera to



overheat. This can result in automatic shutdowns to prevent damage to its internal components.

- **Sensor Damage:** Image sensors are particularly sensitive to heat. Long

periods in hot conditions can lead to permanent damage, thus affecting image quality.

- **Battery Drain:** Batteries tend to drain faster in extreme heat, reducing the time you can shoot.
- **Warping and Melting:** In severe cases, high temperatures can cause the plastic components of your camera to warp or even melt.

## Where to Go

### *Safaris of a Lifetime*

Anyone who has taken a safari knows that this type of travel is addicting. Take one safari and you'll be hooked. As soon as you return, you'll want to book your next trip. Spotting incredible wildlife in other-worldly landscapes, holding your breath as you watch elephants cross a dirt road, or learning about conservation efforts from local heroes—there's something magical about a safari. Whether they're to Africa or elsewhere, here are a few of the safari tours you should consider.



Big Five  
Kruger, South Africa



Wildebeest Migration  
Masai Mara, Kenya



Djoudj Bird Sanctuary  
Senegal



Volcanoes  
National Park  
Rwanda



Yala  
Sri Lanka

## Easter Eggs

Photoshop has some hidden goodies known as Easter Eggs. They're not as tasty as chocolate Easter Eggs, but here are a couple you may want to check out...

In the **Photoshop Menu Bar**, click on **Photoshop > Settings... > Interface...**, then hold down **Command-Option-Shift** (on a Mac) or **Control-Alt-Shift** (on a PC) and click on the swatch beside **Color Theme**. Keep clicking to toggle between normal, toast, and coffee.

At the bottom of the **Toolbar** (usually on the left of the screen), click and hold down the **three dots (...)** to edit the toolbar. When the edit box opens up, hold down **Shift** and click **Done**. Voila, you have a banana in the toolbar. To remove it, go back into editing the toolbar and this time hold down the **Command** (Mac) / **Control** (PC) key while clicking **Done**.





## Women Foto Project

Leica Camera USA is proud to announce the three recipients of its third annual *Leica Women Foto Project Award*. As part of Leica's larger initiative to expand diverse representation in the photography industry while also fostering inclusion of all perspectives, *The Leica Women Foto Project* is ongoing and committed to elevating marginalized voices while empowering the female point of view through photography.



© Rania Matar



© Rosem Morton



© September Bottoms

## Pet Photo Tips

Pet photography often looks its best when:

- You capture their image from their level.
- They are engaged in some activity (even a simple one).
- The lighting highlights the color and texture of their fur, feathers, or scales without clipping the highlights or the shadows.
- The lens focus is placed directly on the eyes.



## Photo Shorts

### *Wide and Fast*



The Canon RF 20mm *f*-1.4 L VCM is a fast ultra-wide-angle prime lens emphasizing high image quality, responsive AF, and silence. Its huge angle of view suits nature, landscape, architecture, interior, and street photography. Price—\$1,699.

### *Upgraded Mid-Range Nikon*



The Nikon Z5 II Mirrorless Camera upgrades its predecessor with a 25.4MP full-frame sensor, shooting speeds of up to 30 fps, automatic detection of nine unique subjects, and low-light capabilities with up to 7.5 stops of built-in image stabilization. It's being sold in three kits: as a body only for \$1,696.95; with a 24-50mm *f*-4-6.3 Lens for \$1,996.95; or with a 24-200mm *f*-4-6.3 Lens for \$2,496.95.

### *Newest G Master Lens*



Sony recently announced their FE 50-150mm *f*-2 GM lens for their E-mount camera bodies. This fast zoom, with a unique focal range, is for portraiture, wedding, event, and and close-range sports applications. The lens does come with some heft—at almost 8 inches and 3 pounds—but it's declippable aperture ring, programmable focus hold buttons, and a focus mode switch add controls to the lens body. All this for a heavy price of \$3,898.

### *Fast Normal Lens*



The Zeiss Otus ML *f*-1.4/50 lens is crafted for those who live to tell stories. Inspired by the legendary Otus family, the new lens bring Zeiss' optical excellence to mirrorless system cameras (available for Sony E-Mount, Canon RF-Mount and Nikon Z-Mount). Are you seated? All three models are going for \$2,499 (each).

### *All-in-One Zoom Lens*



Coming later this summer, a zoom that lets you shoot from ultra-telephoto to wide-angle, without changing lenses. The Tamron 18-300mm *f*-3.5-6.3 Di III-A VC VXD is an all-in-one zoom lens for Nikon Z-mount and Canon RF-mount APS-C mirrorless cameras. (It's already available for Fujifilm X-mount and Sony E-mount.) Each model is going/will go for a mere \$699.

### *Wide-Angle Action*



The Insta360 X5 can perform as both a 360° camera and wide-angle action camera thanks to dual- and single-lens modes. Its AI PureShot processes 72MP photos for images you can share on social media and its creative video modes like Bullet Time, Me Mode, and TimeShift are built in to the camera's interface. All this for a cost of \$549.99.



## Where to Go

### *AAA Travel*

The Automobile Association of America aka the AAA) is known for many things—car service, auto insurance, and travel. (Remember those flip-maps called TripTiks?) AAA members love to travel, and recent booking data shows where they've been heading most. Here are the five most booked destinations, all of which are great photo ops...



Ireland  
landscapes, castles, and an unlimited coastline



Italy  
art, architecture, and (of course) great food



Aruba  
world-class beaches, perfect weather and a welcoming cultural experience



Dominican Republic  
nature adventures, history, sun and sea, and a vibrant nightlife



Orlando  
Disney, Universal, SeaWorld, and more

## Lr/ACR Tools

### Sharpening and Noise Reduction:

enhance image details and reduce noise in high ISO images. They are in the Detail Panel.

### Lens Corrections:

a built-in database of lens profiles that can automatically correct common lens issues such as distortion and chromatic aberration.

### Graduated and Radial Filters:

these allow you to add adjustments selectively to specific areas of your image. Radial filters work well for isolating subjects and creating vignettes. Graduated filters are used to balance skies and foregrounds in landscapes.

### Spot Removal:

perfect for getting rid of sensor dust, small blemishes, and other unwanted elements in images. Choose among Clone and Heal modes, depending on the effect.



## Using Your Camera

by Chuck Pine

### *Aperture and DoF*

When shooting an outdoor portrait, for example, you have three settings which you can control to get a good exposure and the best possible image.

They are the camera's ISO and shutter speed, and the aperture of the lens.

Your ISO should stay low to prevent noise! ISO 100 should do on most sunny days. Bumping it up to 200 or even 400 may be necessary on over-cast days or when it's dark like around sunrise or sunset.

Your shutter speed should be set at 1/125s or above. This will prevent camera shake from affecting the shot. Of course, if you're going for some creative blur in your image, you may go lower (or if your camera or lens is stabilized).

The aperture (also called the *f-stop*) setting lets you get creative. Experiment with using different apertures—that way you can create everything from beautiful blurred backgrounds to those that are sharp and emphasize the color and texture of the scene.



Photographed at *f*2.8 to get a blurry background

To get a blurry background, set your aperture to its widest opening (i.e., the lowest *f-stop*, such as *f*-4, *f*-2.8, *f*-1.8, etc.).



Photographed at *f*8 to bring more of the background in

If you want greater detail in the background, try focusing on your subject but increasing the aperture to *f*-8 or *f*-11.



Photographed at *f*22 which further brings in background detail. Shutter speed did drop so ISO was increased.

And to get everything in focus, from the subject in the foreground to the background, increase the aperture to *f*-16 or even *f*-22. Just be mindful that when shooting at these very small apertures your shutter speed will be much lower so you'll probably need to increase your ISO.

## Lr/ACR Tools

### **Tone Curve:**

allows you to precisely adjust the tonal range of an image. You can control highlights, shadows, and midtones to create the desired contrast and tonal balance.

### **Basic Panel:**

controls for Exposure, Contrast, Highlights, Shadows, Whites, and Blacks. These sliders let you adjust brightness, contrast, and the tonal balance of your images.

### **HSL / Color Panel:**

allows you to adjust the Hue, Saturation, and Luminance for individual colors. This is useful for enhancing specific colors or correcting color imbalances in photos.



## Using Your Camera

by Chuck Pine

### Waterfall Photography

Waterfall photography is a genre that captivates many with its beauty and dynamic compositions. One of the age-old debates when shooting waterfalls is whether to use a fast or a slow shutter speed. Both approaches can produce great results. Here are some advantages and disadvantages of each shooting style....



#### Fast Shutter Speeds

Using a fast shutter speed means that the camera's sensor is exposed to light for a very brief period of time. This is usually 1/125 of a second or faster and tends to freeze any motion in the scene.

##### Advantages:

- A fast shutter can freeze every droplet, allowing for a detailed capture of the water's texture and motion.

- Freezing motion offers a more "realistic" portrayal of the scene as our eyes see it.
- High shutter speeds can prevent over-exposure from happening.

##### Disadvantages:

- If not executed well, the photo can feel lifeless or static, lacking the motion and energy of a waterfall.
- Compensate for the lower light from the faster shutter, you must up the ISO, which can add noise to the photo.



#### Slow Shutter Speeds

When photographers use slow shutter speeds for waterfalls, the camera sensor is exposed to light for an extended period of time. This is usually 1/15 of a second or slower and tends to blur any motion present in the scene.

##### Advantages:

- The prolonged exposure creates a cotton candy or

silky effect in the moving water, often evoking a dreamy, surreal atmosphere.

- This method can add mood such as tranquility, majesty, or mystery.
- With a slower shutter, there is more light reaching the sensor, letting you use a lower ISO, which yields images with less noise.
- *Disadvantages:*
- The slow shutter speed will smooth out the textures and details in the water.
- In bright conditions, there's a risk of overexposing parts of the photo, which can blow out details in the highlight areas.
- Achieving a sharp photo with a slow shutter speed requires the use of a tripod or other equipment.

My suggestion is to always shoot waterfalls with both fast and slow shutter speeds and then choose your favorites.

## Photo Shopping

by Chuck Pine

### *Photo Printing Paper*

Printing fine art photos is more than just clicking “print.” It’s an art form, requiring the perfect marriage between paper, ink, and vision. The right photo paper changes a digital masterpiece into a tangible work of art, which amplifies colors, textures, and emotions. But with a dizzying array of choices, how do you know which paper will do your image justice? Here’s how to start...

First off, you have to decide what kind of paper to use. There are basically four kinds of photo paper:

- **Matte**—a smooth, non-reflective surface that eliminates glare; a top choice for portraits; best when images are displayed behind glass or plastic


- **Glossy**—delivers deep blacks, vibrant colors, and a rich finish that enhances sharpness and contrast; best for high-impact, high-contrast photography
- **Luster**—between matte and glossy, it offers the best of both worlds—rich color depth with just a hint of sheen; it’s durable and resists fingerprints
- **Specialty**—many kinds exist but most popular are metallic and textured papers

Some things to consider when choosing a photo paper are...

- **Paper Size**—will it show off your image the best? Will it fit your printer?
- **Paper Weight**—a heavier paper feels more luxurious and holds up well over time but is more expensive and might jam in some printers
- **Brightness and Whiteness**—higher brightness levels make colors more vivid; warmer (off-white) tones

- give images a softer, vintage feel
- **Archival Quality**—archival papers are acid-free, lignin-free, and designed to resist yellowing and deterioration over time

Not all papers are created equally. Your best bet is to look for well-known brands like Hahnemühle Canon, Moab, and Epson.





## Photo Shopping

by Chuck Pine

### *Lightroom Presets*

Who among us hasn't heard of or even used Lightroom? It is a powerful photo editing software program. Because of its popularity, several companies have designed Lightroom-compatible presets to further simplify the editing process.

With presets, you can apply adjustments to photos and get to a final image more quickly, sometimes in just one click. These presets can help you make your good photos great with minimal effort.

Google each of these preset manufacturers to get details on what they do, how they are packaged (singly or bundled), and what they cost. Or go straight to their websites.

Here are some of the best...




Visual Flow Presets

<[www.vfpresets.com](http://www.vfpresets.com)>




DVLOP Presets

<[www.dvlop.com](http://www.dvlop.com)>



Refined Co Presets

<[www.refinedco.com](http://www.refinedco.com)>



Noble Presets

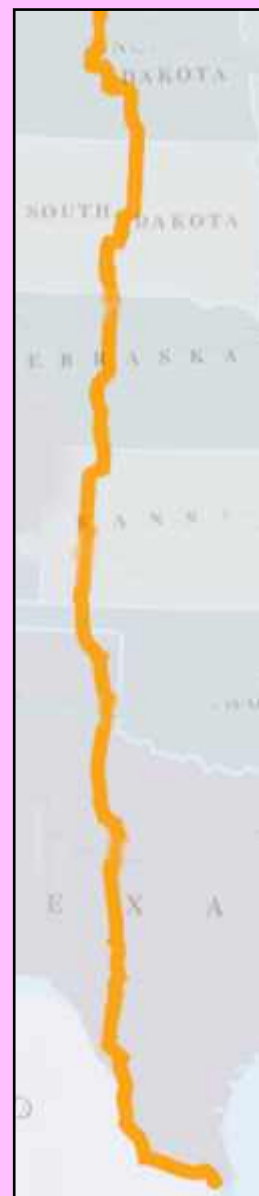
<[www.noblepresets.com](http://www.noblepresets.com)>



Mastin Labs Presets

<[www.mastinlabs.com](http://www.mastinlabs.com)>

## Road Trips



### The Road to Nowhere

Once the only entirely paved route from Canada to "Old Mexico," US-83 cuts across America's heartland and remains a must-do long-distance byway.

Highlights along the Road to Nowhere: Sitting Bull Memorial (SD), Nebraska Sand Hills (NE), Monument Rocks (KS), Paint Rock Pictographs (TX)

## PhotoShopping

by Chuck Pine

### Creating Snow

Winter has come and gone. Spring has sprung. But images with falling snow are not out of the question. Here's a fairly simple way to add snow to an image without combining images or using a preset.




Open an image and create a new blank layer by going to **Layer > New > Layer...** and click **OK**.

Fill this new layer with black by going to **Edit > Fill...** and set **Contents** to **Black**, **Mode** to **Normal**, and **Opacity** to **100%**.

Next, go to **Filter > Noise > Add Noise....** The **Amount** of the noise should depend on your preference—smaller grains for the background, larger for the foreground.

[I used 300] The image will now look like this...

[see center column, above]



Go to **Filter > Filter Gallery... > Dry Brush** and click **OK**.  
[experiment with other filters]

Change the layer's **Blend Mode** to **Screen**. There will be white snowflakes on top of the image.



Head back to the **Filter Menu**. Add a **Gaussian Blur** by going to **Filter > Blur > Gaussian Blur...** Use a **Pixel Radius** of between 3 and 4. [I used 3.5]

Next add a **Motion Blur** using **Filter > Blur > Motion Blur....** Angle the blur's **Direction** to be vertical, or near vertical.

Finally, choose a **Blend Mode** that makes the image look its best. [I chose **Darker Color** for this image]



## Summer Freebies

Sure, New York is the home of the \$100+ hamburger and the \$1,000+ baseball game. But there's also no other city in the world that offers more first-rate freebies on a daily basis. Here's a short list of free photo ops. Welcome to free NYC...

Staten Island Ferry

The High Line

New York Botanical Garden  
(all day Wednesdays, and from 9 to 10 a.m. Saturdays)

Central Park

Grand Central Terminal

Bryant Park

National Museum of the American Indian



## PSA Conference



The Photographic Society of America's 2025 Photo Festival is scheduled for September 24th thru the 27th. It will be held in Portland, Oregon.

Enjoy many photographic opportunities, seminars, and workshops. Meeting member photographers from around the world.

Details for the festival are not yet available. Check the website <[www.psa-photo.org](http://www.psa-photo.org)> for late-breaking information and online registration.



## Sierra Meetings 2024-2025

The New York City Sierra Club Photo Committee has meetings scheduled for the upcoming 2024-2025 year. Some of the meetings will be held using the Zoom Software and some will be in-person at the School for Visual Arts (SVA)—136 West 21st St, Room 418F. Tickets for the event must be purchased in advance on [Eventbrite](https://www.eventbrite.com). An \$8 donation is suggested.

|       |          |      |
|-------|----------|------|
| Tues. | 9/17/24  | SVA  |
| Tues. | 10/15/24 | Zoom |
| Tues. | 11/12/24 | SVA  |
| Tues. | 12/17/24 | Zoom |
| Tues. | 1/21/25  | SVA  |
| Tues. | 2/18/25  | Zoom |
| Tues. | 3/18/25  | SVA  |
| Tues. | 4/15/25  | Zoom |
| Tues. | 5/20/25  | SVA  |
| Tues. | 6/17/25  | Zoom |

[SVA meetings are hybrid—in-person and Zoom]

## Namibia Safari

Way back in 2003 Park West was one of (if not) the first photo tours to go to the south Africa country of Namibia. A dozen of us spent 17 days exploring and photographing deserts, mountains, wildlife, and indigenous people.

It was amazing!

Now, Denise Ippolito's *A Creative Adventure* is offering a 15-day / 14-night photo safari to Namibia. The dates are October 10-24, 2026; the cost is \$9,999 for double occupancy (round trip air not included; the trip is limited to only eight photographers.

(Way back when, the Club charged less than \$5,000, and it included round trip airfare!)



For more information go to <[www.deniseippolito.com/workshops/namibia-april-19-may-3-2020](http://www.deniseippolito.com/workshops/namibia-april-19-may-3-2020)>

# PHOTOGRAPHIC SOCIETY OF AMERICA WORLDWIDE

FREE  
2025  
Webinar

## UNPACKING TIPS ON TRAVEL PHOTOGRAPHY WITH TRAVELINGJULES

TUESDAY, MAY 27TH  
6 PM EASTERN STANDARD TIME  
**Juliana Broste**



### Meet Jules!

With a camera in hand and pen behind the ear, Juliana Broste, aka "TravelingJules", captures the world through photo and video with signature style. She's an award winning Travel Photographer, Filmmaker and Canon Co-Lab Ambassador. Her high energy and sense of adventure has taken her to 7 continents and 40 countries! Spend an evening hearing some of her top travel photography tips from her adventures on the road.

To register visit [https://us06web.zoom.us/webinar/register/WN\\_NsdM0kG8TBqQ7b6x3Nw9yA](https://us06web.zoom.us/webinar/register/WN_NsdM0kG8TBqQ7b6x3Nw9yA)



All Images Juliana Broste © 2025



[Webinar Link](https://us06web.zoom.us/webinar/register/WN_NsdM0kG8TBqQ7b6x3Nw9yA)



**WOMEN STREET PHOTOGRAPHERS**  
**GROUP EXHIBITION OF 83 PHOTOGRAPHERS**  
 SOLO EXHIBITION BY WSP ARTIST RESIDENCY WINNER  
**SEHIN TEWABE**  
 CURATED BY GULNARA LYABIB  
 APRIL 14-28, 2025  
 OPENING RECEPTION & DJ PARTY  
 THURSDAY, APRIL 10  
 6-9PM

215 EAST 99TH STREET  
 NEW YORK, NY 10029

**Leica**  
 DIGITAL SILVER IMAGING  
 EL BARRIO'S ARTSPACE PS109

**Left Column:**  
 ALEXA VAN DE WALLE  
 ALEXANDRA AYLOONITIS  
 ALICE CHAPMAN  
 ALICIA BASULTO  
 AMELIA SAGONE RATTEN  
 AMY GASKIN  
 AMY HOROWITZ  
 ANDREA KLAUSNER  
 ANDREA TORREI  
 ANDREA WENGLOWSKYJ  
 ANNA BIRET  
 ANNA JELOWICKA  
 ARIANNA SPERANZA  
 B JANE LEVINE  
 BEGO AHARE  
 BELEN GARCIA ALCAT  
 BREANA MAZZAGATTE  
 CAROL DRONSFELD  
 CAROL HAMCKE-ONSTEDDER  
 CHANTELE FLORES  
 CHARLOTTE STONE  
 CHLOE HALL  
 CHRISTINA SANTUCCI  
 COLLEEN CAVANAUGH  
 DANIELLE GOLDSTEIN  
 DARCIE GOLDBERG  
 DEB FONG  
 DEBORAH COLE  
 DIANA ABDULAAYA  
 ELEANORE BOTTON  
 ELEANORE SIMON  
 ERICA READE  
 EVA BRODTKORB  
 EVA MALLIS  
 FRANCE LECLERC  
 GABRIELLA CLARE MARINO  
 GILLIAN PECKHAM  
 GIOVANNA TONZANO  
 GUAYI FERNANDEZ  
 HEIKE FRIELINGS DORF  
 HELENA BEZEGNA  
 HIROKO HIROTA

**Right Column:**  
 JENNYFER PARRA  
 JOAN PIEKNY  
 KAREN ZUSMAN  
 KATHRYN MUSSALLEN  
 LISA MISSNER-SLIVKA  
 LOREN KAYE  
 LORI HAWKINS  
 MANIA DE PRAETER  
 MARIANA BASURTO  
 MARIJN FIDDER  
 MARIKA POQUET  
 MAUDE BARDET  
 MELISSA O'SHAUGHNESSY  
 MONARIS FRANQUI  
 NADIA ECKHOUT  
 NEVER EDIT  
 NIKI GLEOUDI  
 ORA BUERKLI  
 PAMELA FRICKE  
 PARVATHI KUMAR  
 PATRIZIA CALI  
 PATTI LAMM  
 PELIN B GUVEN  
 PENELOPE GREEN  
 REGULA TSCHUMI  
 ROOPSHA SAMANTA  
 SALLY COGGLE  
 SANDRA CATTANEO ADORNO  
 SARAH GARLAND  
 SARAH SIMON  
 SCARLETT FREUND  
 SHARON EILON  
 SIGRID DEBUSSCHERE  
 SONIA SIMBOLO  
 SUSANA BARBERA  
 SUSANNE GREYER  
 SYLVIE MOYEN  
 SYLVIA CISZEWSKA-PECIAK  
 SYNDI PILAR  
 TUNA ANGEL  
 YULIYA KOZYRKOVA

**NANPA SUMMIT**  
 2025 ★ TUCSON, AZ

**Discover**  
**NANPA Summit 2025**

**May 15-17, 2025**  
[www.nanpasummit.com](http://www.nanpasummit.com)



Don't miss your chance to be part of the best nature photography conference in the world. The keynote speakers include Art Wolfe, Frans Lanting, Tui de Roy, William Neill, and Brian Skerry. There are 20 additional speakers, panelists, and more!

Register at <[www.nanpasummit.com](http://www.nanpasummit.com)>



B&H invites you to join them at Bild Expo 2025  
a two-day celebration of photography, content creation, and filmmaking  
at the Javits Center on June 17 & 18  
Register today to get exclusive updates on speakers, experiences, and more!  
[www.bildexpo.com/2025/?ref=SWO0217b](http://www.bildexpo.com/2025/?ref=SWO0217b)  
Bild Expo is free.



Dave Cross' 7th Annual Photoshop Virtual Summit is returning later this year. The dates have been set, November 3rd - 7th, 2025. As always, you can expect a stellar group of instructors sharing the latest Photoshop techniques, tips, and tricks.

If that's not enough, there will be a Lightroom Virtual Summit this year as well—September 15th - 19th, 2025. Stand by for more details.



## Pano Awards



2024 Winner  
*Power of Nature*  
© Kelvin Yuen

The 16th annual Epson International Pano Awards is now accepting images for their 2025 competition.

The Pano Awards is dedicated to the world's largest competition devoted to craft and art of panoramic photography. The top performing photographers are showcased in hundreds of publications worldwide. This year the prize pool is in excess of \$50,000, including \$15,000 cash.

Early-bird entries close June 30th and final entries close July 21st.

Rules and entry forms are available at [www.thepanoawards.com/enter-awards](http://www.thepanoawards.com/enter-awards)





# **The Salt Marsh Alliance, Inc 2025 Nature Photography Competition**

**Theme: "Nature in our park"**

Got an eye for nature? The Salt Marsh Alliance invites photographers to capture and display captivating images showcasing nature in Marine Park , as seen through your lens.

**Send in your pictures now!**

**Closing Date September 30, 2025**

For more information please go to [saltmarshalliance.org](http://saltmarshalliance.org)  
and click on

**Salt Marsh Alliance Nature Photography Competition 2025**



**Salt Marsh Nature Center**  
3302 Ave U  
Brooklyn, NY 11234  
[saltmarshalliance@gmail.org](mailto:saltmarshalliance@gmail.org)

## Kah-Wai Lin Workshops

Dr. Kah-Wai Lin is a landscape, wildlife, and travel photographer, documentary film producer, and photo

educator based in New Jersey. His multifaceted career has been marked by a remarkable journey that spans the realms of medicine, research, and the

captivating world of professional photography and film production. Join him on one of his upcoming workshops...



Download one of Kah-Wai Lin's dozen free eBooks at <[www.kahwailin.com/books](http://www.kahwailin.com/books)>







# Audubon Community Nature Center

Jamestown, New York 14701

## \$1,600 in Cash Prizes for 2025 Nature Photography Contest

Youth and Adult Divisions  
Submission Deadline: Monday, June 30, 2025



*Previous Winners and Finalists (clockwise from upper left): Michael Weishan, Cattaraugus, N.Y.; James Day, Griffin, Ga.; Caleb Alberghene, Nashua, N.H.; Hope Harrington, Lompoc, Calif.; Teri Franzen, Endicott, N.Y.; Alan Wei, Setauket, N.Y.; Anis Ansari, Lewisville, Texas*

Your photo could win \$200 in the **Youth** (ages 8 to 18) or **Adult** (age 19 and older) in the 2025 categories of **Birds**, **Waterscapes** (from large expansive oceans, to rocky stream beds, rushing rivers, and lovely lakes), and **Single Blooms**. Additional \$200 prizes will be awarded to the Adult and Youth photos receiving the most **Community Choice** votes online.

Winners and Finalists (3 in each category, 24 total) will be displayed on the website and announced in a widely-distributed news release. Winners will be printed and exhibited in the Nature Center.

For details and to enter (and vote!), visit [GoGoPhotoContest.com/ACNCPhotoContest2025](https://GoGoPhotoContest.com/ACNCPhotoContest2025).

# *Save the Date!*

## *NYMACC's Field Trip to Princeton, NJ*

**June 7, 2025 9 AM to sunset**

*rain date June 21, 2025*

The New York Metro Area Camera Council's field trip to Princeton, NJ will cover several halls, gardens, historic venues, etc, etc.  
Photographers of every level, various camera gear, including tripods, and eternal curiosity are welcome.  
Photo ideas, techniques and support will be shared in a friendly, informal basis.



*Registration does not include food.*

*Reminder:*

*Club membership in NYMACC includes all members of that club.*

*NYMACC member: \$10; non-NYMACC member: \$15*

*Registrants will be notified if rain date is necessary.*

*The detailed itinerary will be sent a few days prior.*

*Registration is limited to 30; first come, first serve.*

*All who pre-register will be notified a week or two prior to the official notice's distribution.*

*PRE-REGISTER*

**deborah.nymacc@gmail.com**





## Photo Walks

Spring photo walk season is officially on! These outings are organized and led by Susan Mangano, a previous presenter at Park West. The lineup will spark your creativity—from sunrise to sunset—and include Susan's specialty, painting with light.



*Sunrise on the Brooklyn Bridge*  
May 13th, 5 a.m. - 9 a.m.  
Start your day with an unforgettable sunrise photo walk across the iconic Brooklyn Bridge. Capture the first light of day as it rises over Brooklyn and bathes the Manhattan skyline in a warm morning glow. This photo walk is designed to inspire creativity while exploring one of NYC's most photogenic landmarks. Explore:

- Sunrise Photography
- Architectural Compositions
- Long Exposures
- Storytelling



*Gantry Plaza at Night*  
May 20th, 7:30 - 10:30 p.m.  
Capture the golden glow of sunset and the magic of blue hour in Long Island City. Overlooking the Manhattan skyline, you'll explore portraiture, light painting, and long exposure techniques—working with a professional model, giving you the chance to practice posing and composition with stunning backdrops and shifting light. Explore:

- Sunset & Blue Hour Portraiture
- Light Painting Demos
- Long Exposure Photography

|                  |       |
|------------------|-------|
| One Photo Walk   | \$145 |
| Both Photo Walks | \$275 |

Learn more and register at...  
<[www.photouradventures.com/workshops1](http://www.photouradventures.com/workshops1)>



Mike Gulbraa of M&M Photo Tours (the company that put together our Club trip to Cuba a few years back) is offering any PWCC members a \$750 discount off any of the following trips...

[Southern Italy & Sicily 2025 | mm-photo-tours](http://mm-photo-tours.com/SouthernItaly&Sicily2025)

[Croatia & Slovenia Photo Tour 2025 | mm-photo-tours](http://mm-photo-tours.com/Croatia&Slovenia2025)

[Japan Fall Foliage 2025 | mm-photo-tours](http://mm-photo-tours.com/JapanFallFoliage2025)

[Cuba Photo Tour | M&M Photo Tours Inc.](http://mm-photo-tours.com/CubaPhotoTour)

[Tanzania Calving Season 2026 ... | mm-photo-tours](http://mm-photo-tours.com/TanzaniaCalvingSeason2026)

[Iceland Winter 2026 | mm-photo-tours](http://mm-photo-tours.com/IcelandWinter2026)

[Iceland Summer 2026 | mm-photo-tours](http://mm-photo-tours.com/IcelandSummer2026)

[Tanzania Great Migration 2026 | mm-photo-tours](http://mm-photo-tours.com/TanzaniaGreatMigration2026)

[Bears of Alaska 2026 | mm-photo-tours](http://mm-photo-tours.com/BearsOfAlaska2026)



<[www.mmphototours.com](http://www.mmphototours.com)>



Embark on an unforgettable photographic journey with Zoom Photo Tours! Whether you're capturing the dramatic landscapes of Scotland's Outer Hebrides, the rugged beauty of the Faroe Islands, or the dynamic cityscape of Chicago, our expert-led tours offer unparalleled opportunities to refine your skills and create breathtaking images.



### Faroe Island

6 days for only \$3,100  
August 19-24, 2025



### The Outer Hebrides

5 days for only \$2,750  
July 28-August 1, 2025



### My Chicago

6 days for only \$1,980  
September 23-28, 2025

## Lr/ACR Tools

### Histogram:

provides a visual representation of tonal ranges in images. It helps assess exposures and make adjustments as needed.

### Crop and Straighten:

allows you to trim your image to a desired aspect ratio, and enables you to correct any slanted lines, such as horizons.

### White Balance:

essential for correcting color temperature in your images. You can use the eyedropper tool to select a neutral area or make manual adjustments using temperature and tint sliders.

## Klompching Gallery

Klompching Gallery is pleased to present artworks from the *Recollection* series by Samin Ahmadzadeh. With *Recollection*, the artist explores the complex nature of identity—how society often identifies people by race, nationality, religion, gender, or even vocation. And yet, identity is also personal, reflecting an individual human being's lived experience.

The artist shreds and interweaves photographs from an individual's life. The past appears interlaced in fragments, much as it is stored and recalled in our minds. He makes personal, intimate collections that transcend memories, and in so doing, opens them up for, cultural, historical, and social interpretation.

Check it out here  
<[www.klompching.com/samin-ahmadzadeh-recollection-exhibition-2025](http://www.klompching.com/samin-ahmadzadeh-recollection-exhibition-2025)>





Join us  
for our  
10th



**Extra Early Bird \$39**

Until 4/15/25 - With 90 DAYS of replay access!

**Early Bird \$49**

4/16/25 - 5/15/25

**Reg. Price \$59**

5/16/25 - 4/15/25 when registration closes

## "Virtual" Creative Photography Conference June 21-22, 2025

### **OUR FABULOUSLY CREATIVE SPEAKER LINE-UP:**

**Ed Heaton (PA)**

"Creating Compelling Landscape Images" & "Creative Close-Up Nature Photography"

**Stephanie Johnson (IA)**

"Artistic Expression with In-Camera ICM & Multiple Exposures"

"Creativity with ICM & Multiple Exposures Beyond the Camera"

**Gerri Jones (NY)**

"Creating Still Life and Food Images in a Small Space"

"Photographing Refracted Glassware with Reflections"

**Holly Linton (TN)**

"For the Love of Luminar"

**Carol Sheppard (WA)**

"Creative Smartphone Editing"

**Jacki Spearly (PA)**

"Photographic Expressions with Lensbaby"

**Tony Sweet (MD)**

"Infrared Artistry" & "Minimalism"

**Hazel Meredith (TN)**

"Alternative Visual Artistry - Creative Post-Processing" & "Creative Floral Portraits"

**This online Conference comprises 13 hours of seminars and will be recorded so you can watch/re-watch all the sessions for 60 days (90 days if your purchase during the Extra Early Bird promo).**

**Includes: Speaker's Notes, Virtual Goodie Bag & Great Door Prizes!**

**Check out all the details and Register at:**

<https://www.meredithimages.com/creative-photography-conference-hl/>

**Questions? Contact: [Hazel@MeredithImages.com](mailto:Hazel@MeredithImages.com)**

## Dahlia Workshop

Join photographer Denise Ippolito at world renowned Swan Island Dahlia Farm, in Canby, Oregon (just south of Portland) for a great learning and photography experience. It features more than 40 acres with over 350 varieties of dahlias in a multitude of colors, shapes and sizes—one of the largest growers in the United States. Here you will have early and late access at peak time for the blooms.

The dahlias at Swan Island have been featured on Denise's *Forever Stamp Collection* with the USPS.

August 19-23, 2025 (Meet & Greet August 18th at 8 p.m. in the hotel lobby)



The daily schedule:

Morning Shoot

7 a.m.-10 a.m.

(before public opening)

Lunch

12 noon

(with Image Review)

Afternoon Shoot

3:30 p.m.-6:30 p.m.

(after public closing)

Cost \$1,899

(Meals, transportation, lodging are not included)

Limit: 10 photographers



## African Safaris



<[www.alisonmeesphotography.com](http://www.alisonmeesphotography.com)>

*Women on Safari*

Oct 2025/9 nights

\$6383 pp sharing a tent

Jan/Feb 2026/8 nights

\$5706 pp sharing a tent  
single supplement available

These safaris give you the opportunity to visit some of the best Conservancy areas for wildlife and at the same time support the local community. Ol Pejeta has the highest concentration of rhino in East Africa. The Mara Conservancies are known for their "Big Cats."

*Day & Night Hide Safari*

January 2026/8 nights

\$7650 pp sharing a tent  
single supplement available

A great opportunity for hide photography during the day and night. Its low level at the waterhole, where a variety of species come to drink. At night, spot lights provide front, side, and back lit scenes.





## Anchell Workshops

### *Oregon Coast Workshop*

October 3 to 8, 2025

Limited to 12

\$895

The Oregon Coast is a land of wide, sandy beaches, rugged headlands, eroded sea stacks, teeming tide pools, and some of the most famous marine views in the country. If you are a photographer looking for spectacular seascapes with steep cliffs dropping into churning surf on rocky beaches, the Oregon Coast is the place you should visit.



### *Havana Nude Workshops*

December 4 to 9, 2025

December 11 to 16, 2025

Limited to 6

Model ratio 1:1

\$4,985

Cuba is not only an exotic destination but also offers unique settings for nude photography. The diverse backdrops, including neoclassic and Art Deco homes and crumbling concrete structures, create a rich visual background that enhances the overall artistic experience.

### *Havana Street Photography*

April 19 to 26, 2026

Limited to 12

\$3,195

The Havana Street Photography Workshop is a real-life experience led by award-winning photographer and published Cuba expert Steve Anchell. This is an authentic opportunity to connect with the people of Cuba and witness, first-hand, the shifting cultural landscape.




**Photoville**  
FESTIVAL

**JUNE 7-22,  
2025**

Free and Open  
to the Public!

AT BROOKLYN BRIDGE PARK  
PHOTOVILLE.NYC

## Schedule of Activities

Park West Camera Club meets just about every Monday night (with some exceptions for a few holidays and a shortened summer schedule).

Due to the coronavirus pandemic and its aftermath, Club activities will be virtual using the Zoom software. Members will be emailed all the information necessary to log in and participate. Guests may request log-in details by emailing Park West Camera Club at [<pwccny@gmail.com>](mailto:pwccny@gmail.com)

Check the Club's Website [<www.parkwestcameraclub.org>](http://www.parkwestcameraclub.org) for late-breaking details on PWCC meetings and other Club activities.

Meetings begin at 7 p.m. except for the competitions which begin at 6:30 p.m. You may log-on using the Zoom software 15 minutes earlier.

Listed on the following pages, and marked with an asterisk (\*), are all **PWCC activities**. Also listed are **Photo Ops** (opportunities to take photos) and **Photo Events** (of interest to photographers).



© Arnie Kastenbaum

\* Monday, May 12

Guest Speaker  
Arnie Kastenbaum

Tonight's guest photographer is Arnie Kastenbaum. He is a contemporary film-based artist based in New York City. A master printer working exclusively in film and gelatin silver prints, his goal is to create a sense of surprise at seeing a simple object in a new way, and takes some inspiration from Mies van der Rohe who once noted that "An interesting plainness is the most difficult and precious thing to achieve." Notable exhibits and awards include the 2018 *Westchester Magazine* outstanding visual artist and Best in Show at New York City Javits Contemporary Art Fair. Check out more of Arnie's imagery at [<www.akastenbaum.com>](http://www.akastenbaum.com) The curtain raiser for this evening is longtime PWCC member, Madeleine Barbara.



## NYMACC

Tuesday, May 13

NYMACC Meeting

The New York Metro Area Camera Council is an umbrella organization for camera clubs and other photography groups and individuals in the New York metropolitan area. Park West is a founding member of the council. All Club members are invited to attend tonight's meeting to see what's going on around town, photographically speaking, of course. Their monthly Zoom meeting starts at 7 p.m. If you'd like to join the meeting contact NYMACC [<deborah.NYMACC@gmail.com>](mailto:deborah.NYMACC@gmail.com) for the Zoom link.

### Headshot Tips

A headshot should be clear and sharply focused. It must capture the subject's face in a way that makes him or her recognizable.






Saturday & Sunday, May 17-18

Photo Op

International Food Festival

The 9th Avenue Food Festival is one of the City's largest and oldest traditions—a celebration of cultural diversity through food. The fair offers both traditional festival treats like funnel cakes, mozzarepas, zeppolis, pickles, egg creams, and lots more fabulous food you won't see at other food festivals. Here you'll also find Argentinian, Brazilian, Cajun, Cuban, Dominican, Ethiopian, Greek, Haitian, Moroccan, Irish, Ukrainian, and many other cuisines. But not only the food at the festival is international! There are also several stages with music and performances like German folk dancers, Celtic performers, Egyptian belly dancers, and Arabian scarf dancers. The Ninth Avenue Food Festival is held on 9th Avenue (where else?) from 42nd Street all the way up to 57th Street. The hours are 10 a.m. until 6 p.m.



\* Monday, May 19

Business Meeting #4

Tonight is the fourth and final business meeting of the Club year. There will be plenty on the agenda including: election of next years ExCom officers; finalizing the details of the Otto Litzel Year-End Dinner; approving the Club's budget for next year; voting on the Constitutional amendment on the dissolution of the Club; and much more. All members should attend this meeting (on Zoom) and participate in the running of *our* Club.

### Image Deadline

\*Monday, May 19

Entry Deadline

Year-End Competition

PDI entries are due by 11:59 p.m. tonight for the Club's Year-End Competition. You may submit up to four images. All of them must have been entered in one of the past year's monthly competitions (October 2024 through May 2025). They must be the exact same files that were previously used. NO CHANGES! See page 8 of this issue of *Photo Notes* for more details about

### Celebrate...



Fri. May 16th

National Love a Tree Day



Wed. May 21st

World Meditation Day



Wed. May 28th

National Hamburger Day

this yearly PWCC culminating event. Send your four entries to <[pwcccompetition@yahoo.com](mailto:pwcccompetition@yahoo.com)> and send them as a backup to <[hfklein@mindspring.com](mailto:hfklein@mindspring.com)> as attachments (You can send them in one email by entering both email addresses in the "To" line.)



© April Anderson

Tuesday, May 20  
Photo Event  
Sierra Club Photo

The New York City Sierra Club Photography Committee is holding its meeting tonight. This meeting will be hybrid—on both Zoom and live at the SVA auditorium located on the 4th floor at 136 West 21st Street between 6th and 7th Avenues. Purchase your ticket through Eventbrite. An \$8 donation is suggested. The speaker for the evening is April Anderson. She is a photographer, editor and “Head Instigator” behind the *Art As Air Project* which explores the processes behind creativity, showcasing artists and issues facing our world, in the words and images of those who are in the front lines of change. Some of her videos include *Horses of Faroe* and *Fire & Iceland*. For more info on April, check out <[www.film-freeway.com/AprilAnderson](http://www.film-freeway.com/AprilAnderson)> For additional info on the Sierra Photo Committee go to <[www.sierraphotonyc.com](http://www.sierraphotonyc.com)>



\* Thursday, May 22  
Expanding Visions 31  
Introductory Class

The 31st edition of the ever-popular photography class, *Expanding Visions*, begins tonight. The theme of this six-week workshop/class is “Classical Elements”—an assortment of techniques and subject matter pertaining to Earth, water, air, and fire. Tonight we will cover the structure of the class, the equipment you will need, and an in-depth look at the four weekly assignments and the term project. The class is free to PWCC members. The tuition for non-members is \$60 for all six sessions. (However, you can become a member of the Club for a year for the same price and you get the class included at no additional charge!!!) Non-members may sign up for *Expanding Visions* by sending an email with your name and contact info to us at <[pwccny@aol.com](mailto:pwccny@aol.com)>

Friday-Monday, May 23-26  
Photo Op—Fleet Week

Fleet Week—the annual four-day celebration honoring our Navy, the Coast Guard, and Marine Corps—with its flotilla of ships on the Hudson, many military demonstrations, and



string of parties is how we mark the beginning of summer fun here in New York City. This is the 37th Fleet Week in the Big Apple (although it started in 1982). Check out these venues for great photo ops: the West Side Highway in the vicinity of the Intrepid Sea, Air & Space Museum; South Street Seaport; Times Square; and anywhere you might expect sailors to hang out.



Monday, May 26  
Photo Op  
Memorial Day

Memorial Day, previously known as Decoration Day, is a federal holiday of mourning for the U.S. military personnel who have died while serving in the United States armed forces. During the day there are parades in many small towns and villages located throughout the metropolitan area. In the City, the Little Neck–Douglaston parade in



Queens is the largest and Brooklyn's Memorial Day Parade is the oldest at 158 years. In the evening many communities celebrate the occasion with fireworks.



\* Monday, May 26  
No Meeting  
Memorial Day

There's no meeting tonight in honor of the national holiday of Memorial Day.



\* Thursday, May 29  
Expanding Visions 31  
Assignment #1 Review

Tonight is the review session of the first assignment of the *Expanding Visions 31* class. This session will take place on Zoom at 6:30 p.m. Tonight's assignment is *Earth*—photos of the solid parts of our planet, natural or man-made, such as (but not limited to) mountains, deserts, grasslands, whatever else comes to mind. All class participants may enter up to

five (5) images. **The deadline for submitting your images is 11:59 p.m. on Tuesday, May**



**27th.** Remember, be creative!  
\* Monday, June 2  
Year End Competition

Tonight is the presentation of the culminating event of the Club's monthly competitions. The three judges and the Club officers will meet (virtually, of course) in the previous week to judge all the entries. It will be recorded and then shown at tonight's meeting. Our three judges will select one Image-of-the-Year and four (or more) Runners-Up from all of the entries. See page 8 in this issue of *Photo Notes* for full rules for this competition. For information on the three judges see page 9 in this issue of *Photo Notes*. **Please note the May 19th deadline for entering your four images.**

\* Thursday, June 5  
Expanding Visions 31  
Assignment #2 Review

Tonight is the review of the second assignment of the all new *Expanding Visions 31*. This session takes place on Zoom at



6:30 p.m. The assignment tonight is *water*—photos of the liquid parts of our the Earth, natural or man-made, such as (but not limited to) oceans, puddles, or whatever else comes to mind. All class participants may enter up to five (5) images. **The deadline for submitting your images is 11:59 p.m. on Tuesday, June 3rd.** Remember to be creative!

Friday, June 7-22  
Photo Op and Event  
Photoville

The Photo Village, with its classic shipping containers, is be returning to Brooklyn Bridge Park—with additional open-air exhibitions in NYC Parks, and other NYC cultural institutions and public spaces through the five boroughs. [www.photoville.nyc](http://www.photoville.nyc)

DON'T MISS  
THE DEADLINE!

Friday, June 7  
Entry Deadline  
After Dark

Astrophotography, traffic, street lights—the possibilities are endless (or is that infinite?)—as long as your 10 entries were shot after the sun has set.

We'll share the images at the meeting on Monday. [If you already sent in your images, don't worry, we still have them. If not,...] Your images should be sized using the new Club sizing rules. See page 5 of this issue of *Photo Notes* for complete sizing and labeling instructions. You should send your 10 images by 11p.m. to [<pwccny@gmail.com>](mailto:pwccny@gmail.com)



\* Monday, June 9  
Theme Night  
After Dark

Tonight we'll share our images shot after sunset and the stars are shining bright above (whether or not they're in the photos). [This event was originally scheduled for April but was postponed due to some technical problems with the Zoom program.]



Tuesday, June 10  
Photo Op  
Museum Mile Festival

The Museum Mile Festival is an annual (this is the 45th year) street party that offers free

entertainment and admission to museums along "Museum Mile" from 82nd Street to 105th Street on Fifth Avenue. More than a dozen museums and organizations will open their doors from 6 to 9 p.m.—rain or shine. For more specific info go to [<www.mcny.org/museummile>](http://www.mcny.org/museummile)



\* Thursday, June 12  
Expanding Visions 31  
Assignment #3 Review

Tonight is the review session for the third assignment of *Expanding Visions 31*. It will take place on Zoom at 6:30 p.m. Tonight's assignment is *air*—photos of the gaseous parts of our planet, natural or man-made, such as (but not limited to) clouds, smoke, or whatever else comes to mind. All class participants may enter up to five (5) images.

The deadline for submitting your images is 11:59 p.m. on Tuesday, June 10th. Remember to be creative!

Saturday, June 14  
Photo Op—Flag Day

The Flag Day celebration and parade is hosted annually by the Sons of the Revolution in the State of New York. The parade steps off at 12 noon from City Hall Park and ends

## Celebrate...



Wed. June. 4th  
National Cheese Day



Sun. Jun. 15th  
National Lobster Day



Mon. Jun. 23rd  
National Typewriter Day



at the grandstand in front of Fraunces Tavern Museum. (Admission to the museum, for today only, is \$1.) If you want to shoot the participants as they prepare for the parade be at City Hall Park by 11 a.m. Be patriotic, shoot the parade, and have some fun!





Sunday, June 15

Photo Op  
Nature Photography Day

The 15th of June is designated as Nature Photography Day by the North American Nature Photography Association (NANPA). The purpose of this day is to promote enjoyment of nature photography, and to explain how images are used to advance the cause of conservation and to protect plants, wildlife, and natural areas both locally and globally. Why not get outdoors today and snap some great photos of the natural world?



\* Monday, June 16

ExCom Meeting

The Club's ExCom (the elected officers and at-large members of the Executive Committee) will meet this evening to plan for next year. Members are welcome to attend with the invitation of the president.



© Chuck Pine

Tuesday, June 17

Photo Event  
Sierra Photo

The New York City Sierra Club Photography Committee is holding its meeting tonight. This meeting will be on Zoom only. Purchase your ticket through Eventbrite. An \$8 donation is suggested. Tonight's meeting is a *Members Night*. Everyone may share up to eight images based in the natural world (wildlife, land- and sea-scapes, vegetation, and the rest). All images must have a resolution of 72ppi, be 2000px on their longest side, and not exceed 2MP file size. Send your images as email attachments to <[sierraphotony-c2@gmail.com](mailto:sierraphotony-c2@gmail.com)> The deadline for submitting images is June 15th. For additional info on the Photography Committee go to <[www.sierraphotony.com](http://www.sierraphotony.com)>

\* Thursday, June 19

Expanding Visions 31  
Assignment #4 Review

Tonight is the review session of the fourth assignment of the *Expanding Visions 31* class. This session will take place on Zoom at 6:30 p.m. Tonight's



assignment is *fire*—photos of flames, embers, ashes, and whatever else comes to mind.

All class participants may enter up to five (5) images. **The deadline for submitting your images is Tuesday, June 17th at 11:59 p.m.** Be creative!



Saturday, June 21

Photo Op—Mermaid Parade

Outrageous! That's the only word that comes to mind when you mention the Mermaid Parade. This Coney Island event is celebrating its 42nd year. Although the parade through the streets and on the boardwalk begins at 1 p.m., you'll find better photo ops by arriving around 11 a.m. and shooting in the staging areas (Surf Avenue west of the baseball stadium, from 21st Street to 24th Street). You'll be able to mingle with the participants as they prepare their floats, don their scanty or intricate outfits, and drench each other with

full body paint of every color and description. You'll also be able to shoot the parade of antique cars, among other oddities of the area. Take the D, F, N, or Q train to the Coney Island-Stillwell Avenue station. Exit the station at the front of the train, make a right turn, and walk along Surf Avenue to the staging area. If you thought that the Village Halloween Parade was great, you ain't seen nothin' yet—and (unlike the Halloween parade) this is all in the daylight!



From Last Year OLMD  
Helen, Chuck, and Nicole  
©2024 Renée Harper

\* Monday, June 23  
Otto Litzel Dinner

The Club's annual Otto Litzel Memorial Dinner is the official end of the Club's year (we still have meetings and activities over the summer, however). It is the largest of our social gatherings. It's when the outgoing Executive Committee are thanked and the new Club officers and the two at-large members are inducted. As of this writing we are still in the process of selecting an eating place for this event.



\* Thursday, June 26  
Expanding Visions 31  
Final Review

Tonight is the final review of the *Expanding Visions 31* class. This session will take place using the Zoom software and will begin at 6:30 p.m. All class participants may enter up to five (5) images from the Term Project, *Bugs*, where you shoot insects, spiders, centipedes, or whatever, anywhere you find them. We will also share make-up images if you missed any of the previous review sessions. You will be able to share up to five (5) images from any of the four missed assignments. **The deadline for submitting your images is Tuesday, 11:59 p.m. on June 24th.** Send your pix to [<pwccny@aol.com>](mailto:pwccny@aol.com)



Sunday, June 29  
Photo Op—Pride Parade

This parade is a celebration of the LGBTQ+ community. The theme for this year's festivities is "Reflect. Empower. Unite."

A good spot to get great shots is the staging area, 5th Avenue and 26th Street. The kick-off is at 12 noon—get there earlier. The parade heads down 5th Avenue and ends up at Greenwich and Christopher Streets, at the Stonewall Inn (where it all began).



\* Monday, June 30  
No Meeting Tonight

There will be no meeting tonight as we commence our summer schedule of meeting every other week.

## Headshot Tips

A genuine and approachable expression is essential. The subject should look friendly, confident, relaxed, and reflect their authentic personality.

Good lighting is crucial for highlighting the subject's features and ensuring there are no harsh shadows or unflattering highlights.

The background should be simple and unobtrusive, ensuring the focus remains on the subject's face.



## Table of Contents

### Club News

|    |                              |
|----|------------------------------|
| 2  | Who's Who at PWCC            |
| 3  | President's Message          |
| 4  | 2024-2025 Schedule           |
| 5  | Zooming                      |
| 5  | Pop-Up Trips                 |
| 5  | Submitting Images            |
| 5  | Emailing PWCC                |
| 6  | Sunshine Fund                |
| 6  | Wanted!                      |
| 6  | Club Meeting Times           |
| 6  | PWCC Image Deadlines         |
| 7  | Club Participation Nites     |
| 8  | Year End Competition         |
| 8  | Election Procedures          |
| 9  | Year-End Judges              |
| 10 | Images of the Month          |
| 10 | Cumulative Point Totals      |
| 11 | Winning Images               |
| 20 | Expanding Visions 31         |
| 22 | Constitutional Amendment     |
| 22 | Help Wanted                  |
| 22 | Soho Gallery On the Move     |
| 22 | Lr/ACR Tips                  |
| 23 | April Presentation           |
| 24 | Print Salon                  |
| 24 | You Need It                  |
| 24 | Lifetime Members             |
| 24 | Member Bios                  |
| 25 | Curtain Raisers              |
| 25 | May Birthdays                |
| 25 | Committee Liaisons           |
| 25 | <i>Photo Notes</i> Deadlines |
| 26 | PSA Membership               |
| 26 | Instagram                    |
| 26 | On the Website               |
| 27 | PDI Workshop                 |
| 33 | Museums                      |
| 34 | Curtain Raiser               |
| 34 | Lr/ACR Tips                  |
| 35 | Whether Or Not               |
| 35 | Cairngorms Life              |
| 36 | NYMACC                       |
| 36 | Hill Street Gallery          |
| 37 | About (Y)our Website         |
| 37 | You Need It!                 |



### Photography News

|    |                                 |
|----|---------------------------------|
| 38 | Tariffs and Photo Gear          |
| 38 | Panorama of the Month           |
| 38 | UV Filters                      |
| 38 | Photo Cartoon                   |
| 39 | Travel Photographer of the Year |
| 40 | When to Travel                  |
| 41 | Where to Go                     |
| 41 | Cameras and Heat                |
| 42 | Photo AI Update                 |
| 42 | Cameras and Heat                |
| 43 | Where to Go                     |
| 43 | Easter Eggs                     |
| 44 | Women Foto Project              |
| 44 | Pet Photo Tips                  |
| 45 | Photo Shorts                    |
| 46 | Where to Go                     |
| 46 | Lr/ACR Tools                    |
| 47 | Using Your Camera               |
| 47 | Lr/ACR Tools                    |
| 48 | Using Your Camera               |
| 49 | Photo Shopping                  |
| 50 | Photo Shopping                  |
| 50 | Road Trips                      |
| 51 | PhotoShopping                   |
| 51 | Summer Freebies                 |

### Exhibits, Workshops, Etc.

|    |                                   |
|----|-----------------------------------|
| 52 | PSA Conference                    |
| 52 | Sierra Meetings 2024-2025         |
| 52 | Namibia Safari                    |
| 53 | PSA Free Webinar                  |
| 54 | Women Street Photographers        |
| 54 | NANPA Summit                      |
| 55 | BiLD expo                         |
| 55 | Virtual Summits                   |
| 55 | Pano Awards                       |
| 56 | Salt Marsh Photo Competition      |
| 57 | Kah-Wai Lin Workshops             |
| 58 | Audubon Nature Photo Contest      |
| 59 | NYMACC Field Trip                 |
| 59 | Nature Photography Day            |
| 60 | Photo Walks                       |
| 60 | M&M Photo Tours                   |
| 61 | Zoom Photo Tours                  |
| 61 | Lr/ACR Tools                      |
| 61 | Klompching Gallery                |
| 62 | Virtual Creative Photo Conference |
| 63 | Dahlia Workshop                   |
| 63 | African Safaris                   |
| 64 | Anchell Workshops                 |
| 64 | Photoville                        |

### Schedule of Activities

|    |                        |
|----|------------------------|
| 65 | Schedule Of Activities |
| 65 | Headshot Tips          |
| 66 | Celebrate... May       |
| 69 | Celebrate... June      |
| 71 | Headshot Tips          |
| 72 | Table of Contents      |